



OSTERMAN

Quarterly Environmental Monitoring Report

March 2022 - May 2022

Sydney Metro West
Clyde, Parramatta & Westmead

Prepared for: Delta Group
16th August 2022
Report no. 0121-023-01-Q2
Prepared by [REDACTED]

4/90 Mona Vale Rd
Mona Vale, NSW 2103

Tel +61 2 9960 1145
www.osterman.com.au
info@osterman.com.au

Table of Contents

1.	INTRODUCTION	5
	1.1. PROJECT OVERVIEW	5
	1.2. SCOPE	5
	1.3. CONSTRUCTION ACTIVITIES	6
2.	MONITORING AND REPORTING	7
	2.1. PERMANENT MONITOR INSTALLATIONS	7
	2.2. ATTENDED MONITORING	8
	2.3. REPORTING	8
3.	PARRAMATTA	9
	3.1. MONITORING LOCATIONS	9
	3.2. NOISE MONITORING RESULTS	10
	3.3. VIBRATION MONITORING RESULTS	11
4.	CLYDE	13
	4.1. MONITORING LOCATIONS	13
	4.2. NOISE MONITORING RESULTS	14
	4.3. VIBRATION MONITORING RESULTS	14
5.	WESTMEAD	15
	5.1. MONITORING LOCATIONS	15
	5.2. NOISE MONITORING RESULTS	16
	5.3. VIBRATION MONITORING RESULTS	16
6.	SUMMARY	17
	APPENDICES	18
	APPENDIX A - EXAMPLE OF PARRAMATTA WEEKLY MONITORING REPORT	18
	APPENDIX B - EXAMPLE OF CLYDE WEEKLY MONITORING REPORT	19
	APPENDIX C - EXAMPLE OF WESTMEAD WEEKLY MONITORING REPORT	20
	APPENDIX D - PARRAMATTA NOISE AND VIBRATION GRAPHS	21
	APPENDIX E - CLYDE NOISE AND VIBRATION GRAPHS	22
	APPENDIX F - WESTMEAD NOISE AND VIBRATION GRAPHS	23

Table of Figures

FIGURE 1: SYDNEY METRO WEST ALIGNMENT	5
FIGURE 2: MONITOR WITH V12 GEOPHONE & S50 MICROPHONE (218 CHURCH ST) 7	
FIGURE 3: C22 VIBRATION MONITOR (KIA ORA)	8
FIGURE 4: PARRAMATTA MONITORING LOCATIONS	10
FIGURE 5: CLYDE MONITORING LOCATIONS	13
FIGURE 6: WESTMEAD MONITORING LOCATIONS	15

Revision History				
Rev no.	Date	Description	Prepared by	Reviewed by
0	20/06/2022	Initial Version		
1	16/08/2022	Address comments by Sydney Metro		

This document is and will remain the property of Osterman. No portion of this document, in part or whole, shall be duplicated, imitated or otherwise, in any form without prior written permission of Osterman. The document may only be used for the purposes for which it was commissioned and in accordance with the Terms of Engagement for the commission. This document is subject to copyright laws and is the intellectual property of Osterman.

1. Introduction

1.1. Project Overview

The Sydney Metro West project is a new 24-kilometre metro line with stations confirmed at Westmead, Parramatta, Sydney Olympic Park, North Strathfield, Burwood North, Five Dock, The Bays, Pyrmont and Hunter Street in the Sydney CBD. Refer to Figure 1 for an overview of the alignment.

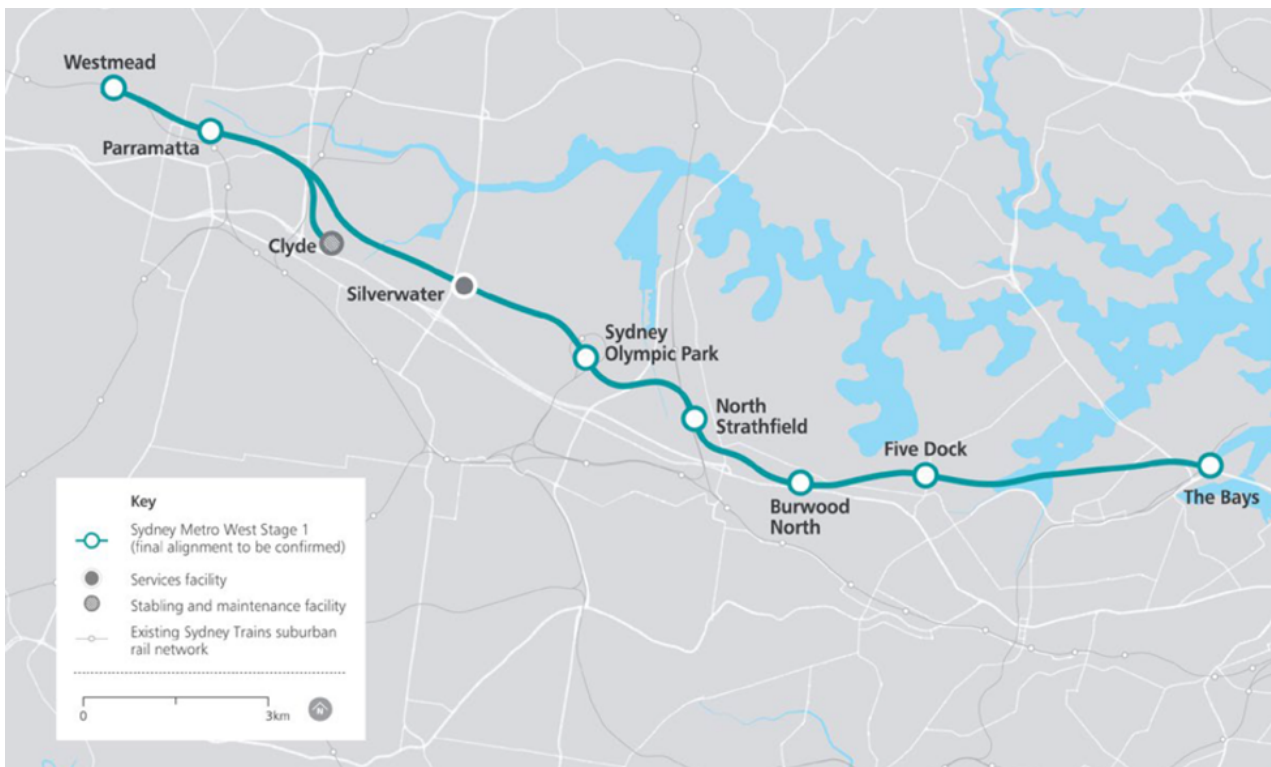


Figure 1: Sydney Metro West Alignment

Source: Sydney Metro West Amendment Report

1.2. Scope

Delta Pty Ltd (Delta) is responsible for delivering the Enabling Works Package which involves the clearance of structures and vegetation within three sites at Clyde, Parramatta and Westmead. Works are generally broken down into the following stages applicable to all sites:

- i) site establishment works;
- ii) service disconnections and relocations;
- iii) hazardous materials (HAZMAT) removal;
- iv) internal strip-out of structures; and
- v) demolition of existing structures and site clearing.

1.3. Construction Activities

The degree of noise impact on adjacent sensitive receivers from construction activities is highly dependent on the type and size of machinery used. A list of construction machinery associated with the Scope of Works is provided in Table 1.

Table 1. Construction Equipment and Activities	
Equipment	Construction Activity
Hand tools	Strip Out
2T Excavators	Strip Out
5T Excavators	Strip Out
5T Excavators w/hammer	Structural Demolition
12T Excavators w/hammer	Structural Demolition
47T Excavators w/hammer	Structural Demolition
47T Excavators w/hydraulic shears/pulverisers/ bucket	Structural Demolition
Mustang Bobcats	Strip Out
Concrete Saw	Structural Demolition
Trucks	Transport
Concrete Cutters	Structural Demolition

2. Monitoring and Reporting

2.1. Permanent Monitor Installations

Noise and vibration levels were monitored throughout the quarter using the Sigicom INFRA environmental monitoring system. The INFRA system provides real-time, continuous noise and vibration monitoring through its network of Class 1 S50 noise microphones and V12 triaxial geophones (Figure 2), and C22 compact triaxial geophones (Figure 3). Data is uploaded automatically to a central server via the 4G network and is accessible via the INFRA Net web portal. A list of active monitoring points for each of the Parramatta, Clyde and Westmead sites is provided in the relevant sections of this document.



Figure 2: Monitor with V12 Geophone & S50 Microphone (218 Church St)



Figure 3: C22 Vibration Monitor (Kia Ora)

2.2. Attended Monitoring

Attended noise monitoring was conducted at Parramatta between 11:30pm on Wednesday 18th of May and 1:00am Thursday 19th of May during the out-of-hours demolition of 238 Church St. 15-minute interval measurements were taken at 4 locations around the Parramatta site to validate predicted noise levels and ensure compliance with night-time noise criteria. Refer to Osterman report 0121 023 AM01 238 Church St OOHW Attended Monitoring for further detail.

2.3. Reporting

Data from the permanent monitor installations is collated into a weekly monitoring report for each site and submitted to key stakeholders for ongoing monitoring of compliance. Examples of weekly monitoring reports for the Parramatta, Clyde and Westmead sites are provided in Appendix A, Appendix B and Appendix C, respectively.

This quarterly report has been prepared for the 3-month period commencing March 2022 in accordance with the Noise and Vibration Monitoring Program and Condition C23 of the Planning Approval (SSI 10038), and summarises the data presented in the weekly reports.

3. Parramatta

3.1. Monitoring Locations

Active monitoring locations for the Parramatta site are listed in Table 2 and illustrated in Figure 4.

ID	Receiver	Monitor Location	Monitor Type & Serial No.	Monitor Installed	Works Commenced	Monitor Removed
1	25 Smith St	UG Parking	C22 Vibration #102620	01/12/2021	11/12/2021	Active at end of quarter
2	25 Smith St	Level 6 (Internal)	V12 Vibration #25110	01/12/2021	11/12/2021	Active at end of quarter
3	25 Smith St	Level 6 (Internal)	S50 Noise #10883	01/12/2021	11/12/2021	Active at end of quarter
4	62-64 Macquarie St	East Facade	C22 Vibration #102365	07/12/2021	11/12/2021	Active at end of quarter
5	29 Smith St	Level 2 (Balcony)	S50 Noise #10835	07/12/2021	11/12/2021	Active at end of quarter
6	119 Macquarie St	Leigh Memorial Church	S50 Noise #10887	07/12/2021	11/12/2021	Active at end of quarter
7	Roxy Theatre	Perimeter Wall	C22 Vibration #101604	14/01/2022	21/01/2022	Active at end of quarter
8	62-64 Macquarie St	West Facade	C22 Vibration #106838	07/04/2022	22/04/2022	Active at end of quarter
9	62-64 Macquarie St	North Facade	V12 Vibration #21760	07/04/2022	22/04/2022	Active at end of quarter
10	240 Church St	Internal Office	S50 Noise #11103	24/04/2022	30/04/2022	Active at end of quarter
11	240 Church St	Internal Office	V12 Vibration #26270	24/04/2022	30/04/2022	Active at end of quarter
12	216-218 Church St	Supply Cupboard	S50 Noise #10439	02/05/2022	09/05/2022	Active at end of quarter
13	216-218 Church St	Supply Cupboard	V12 Vibration #25760	02/05/2022	09/05/2022	Active at end of quarter
14	211 Church St	UNE Facade	S50 Noise #9923	03/05/2022	09/05/2022	Active at end of quarter
15	43-47 George St	East Facade	C22 Vibration #107549	13/05/2022	31/05/2022	Active at end of quarter
16	43-47 George St	West Facade	C22 Vibration #107553	13/05/2022	31/05/2022	Active at end of quarter
17	37-39 George St	IGA	V12 Vibration #25910	17/05/2022	31/05/2022	Active at end of quarter
18	37-39 George St	IGA	S50 Noise #10786	17/05/2022	31/05/2022	Active at end of quarter
19	43-47 George St	South Facade	C22 Vibration #107554	17/05/2022	31/05/2022	Active at end of quarter

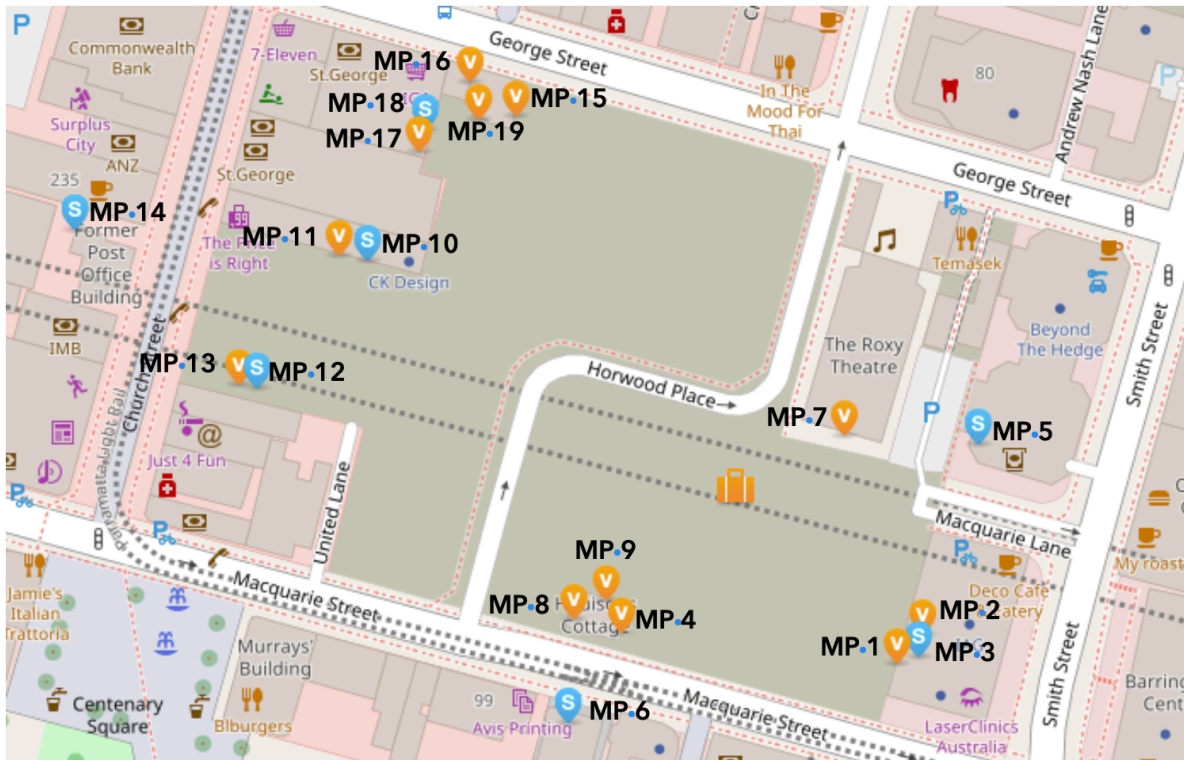


Figure 4: Parramatta Monitoring Locations

3.2. Noise Monitoring Results

A summary of the quarterly noise monitoring results for the Parramatta site is presented in Table 3.

Table 3. Noise Compliance - Parramatta							
MP	NML dB(A) L_{eq} (15 min)	March 22		April 22		May 22	
		Intervals above NML	Compliance	Intervals above NML	Compliance	Intervals above NML	Compliance
3	45#	639	46%	229	80%	231	80%
5	70	*	*	1	99%	9	99%
6	45#	*	*	34	95%	171	85%
10	45#	*	*	208	21%	1105	3%
12	45#	*	*	*	*	160	85%
14	70	*	*	*	*	0	100%
18	45#	*	*	*	*	0	100%

#Internal NML equivalent to external NML of 70dB(A) assuming 25dB facade reduction

*Monitor not yet installed

Graphs of the noise monitoring results for the quarter are provided in Appendix D.

The following is noted with regards to noise compliance for the quarter:

- MP 3 (25 Smith St - Internal) - Noise levels at this location were predicted to exceed the internal NML of 45dB(A) at times due to the proximity of works to the receiver and the requirement for some hammering of the adjacent carpark structure. This is reflected in the quarterly results.
- MP 6 (Leigh Memorial Church - Internal) - While predicted noise levels complied with the internal NML of 45dB(A), some exceedances occurred as a result of the works. It was noted that some exceedances also resulted from activity within the church.
- MP10 (240 Church St) - Noise levels were predicted to occasionally exceed the criterion where works occurred closest to the site boundary adjoining this receiver. The low compliance however is a reflection of the location of the monitor inside a working business. Transient noise recordings indicated a majority of noise exceedances were due to noise from within the premises.
- Other monitoring locations were mostly compliant with the relevant noise criteria during the reporting period.

3.3. Vibration Monitoring Results

A summary of the quarterly vibration monitoring results for the Parramatta site is presented in Table 4.

Table 4. Vibration Compliance - Parramatta								
MP	Criteria (mm/s)		March 22		April 22		May 22	
	Warning	Halt	No. readings above Warning Level	No. readings above Halt Level	No. readings above Warning Level	No. readings above Halt Level	No. readings above Warning Level	No. readings above Halt Level
1	20	25	0	0	0	0	0	0
2	20	25	0	0	0	0	0	0
4	5	7.5	0	0	0	0	14	17
7	5	7.5	0	1	1	0	0	0
8	5	7.5	*	*	0	0	0	0
9	5	7.5	*	*	0	0	1	0
11	20	25.0	*	*	*	*	0	4
13	20	25.0	*	*	*	*	0	0
15	5	7.5	*	*	*	*	2	2
16	5	7.5	*	*	*	*	0	0
17	20	25.0	*	*	*	*	0	0
19	5	7.5	*	*	*	*	0	0

*Monitor not yet installed

The following is noted with regards to vibration compliance for the quarter:

- Multiple vibration readings above the Halt Level were noted at MP4 across the 28th, 30th and 31st of May. This was associated with removal of a slab immediately adjacent to this receiver. Work methodology was reviewed as a result of text alerts at the time.
- Vibration readings above the Halt Level were noted at MP7 on the 14th of March, and the 4th and 6th of May. The associated waveforms all exhibited similar characteristics indicating these were a result of isolated impulse events consistent with direct impact on the sensor. This sensor is located at ground level on the rear wall of the Roxy Theatre in a corridor of tight access within the demolition work area. It is anticipated the direct impact was a result of workers moving through the narrow corridor.
- Multiple vibration readings above the Halt Level were noted at MP11 across the 18th to the 20th of May. This was a result of hammering and general construction activity. This was addressed at the time in the Osterman document *0121 023-01 TM07 Review of Exceedances*.
- Vibration readings above the Halt Level were noted at MP15 on the 24th and 30th of May. These were isolated events that did not warrant significant change of the work methodology.

Graphs of the vibration monitoring results for the quarter are provided in Appendix D.

4. Clyde

4.1. Monitoring Locations

Active monitoring locations for the Clyde site are listed in Table 5 and illustrated in Figure 5.

Table 5. Clyde Monitoring Points

ID	Receiver	Monitor Location	Monitor Type & Serial No.	Monitor Installed	Works Commenced	Monitor Removed
3	Unwin St	Heritage Wall	V12 Vibration #26270	03/12/2021	11/01/2022	08/04/2022
4	Rosehill Racecourse	Perimeter Fence	S50 Noise #10429	11/01/2022	11/01/2022	20/05/2022
5	Downer Plant	Office Building	S50 Noise #11135	14/01/2022	11/01/2022	20/05/2022



Figure 5: Clyde Monitoring Locations

4.2. Noise Monitoring Results

A summary of the quarterly noise monitoring results for the Clyde site is presented in Table 6.

MP	NML dB(A) L_{eq} (15 min)	March 22		April 22		May 22	
		Intervals above NML	Compliance	Intervals above NML	Compliance	Intervals above NML	Compliance
4	60	1149	3%	971	15%	696	1%
5	75	5	99%	7	99%	13	98%

The following is noted with regards to noise compliance for the quarter:

- MP 4 (Rosehill Garden Stables) - Predicted noise levels resulting from demolition works were on the limit of compliance with the reduced NML for passive recreation areas of 60dB(A). The potential for exceedance of the criteria was identified in the DNVIS where such works occurred at their closest point to the Stables. This has been reflected in the actual results. No complaints were received from the racecourse during the quarter.
- MP 5 (Downer Plant) - Predicted noise levels resulting from demolition works complied with the NML of 75dB(A). This is mostly reflected in the actual results for the quarter.

Graphs of the vibration monitoring results for the quarter are provided in Appendix E.

4.3. Vibration Monitoring Results

A summary of the quarterly vibration monitoring results for the Clyde site is presented in Table 7.

MP	Criteria (mm/s)		March 22		April 22		May 22	
	Warning	Halt	No. readings above Warning Level	No. readings above Halt Level	No. readings above Warning Level	No. readings above Halt Level	No. readings above Warning Level	No. readings above Halt Level
3	5	7.5	0	0	0	0	-	-

Vibration was compliant with the relevant criteria for the last remaining vibration monitoring point at Clyde during the reporting period. This monitor was removed in early April thus no information is available for May.

Graphs of the vibration monitoring results for the quarter are provided in Appendix E.

5. Westmead

5.1. Monitoring Locations

Active monitoring locations for the Westmead site are listed in Table 8 and illustrated in Figure 6.

Table 8. Westmead Monitoring Points

ID	Receiver	Monitor Location	Monitor Type & Serial No.	Monitor Installed	Works Commenced	Monitor Removed
3	Westmead Public School	Front façade	V12 Vibration #25750	11/01/2022	10/02/2022	18/04/2022
4	Westmead Public School	Front façade	S50 Noise #10087	11/01/2022	10/02/2022	18/04/2022
5	26 Bailey St	Front façade	V12 Vibration #25910	31/01/2022	10/02/2022	18/04/2022
6	26 Bailey St	Front façade	S50 Noise #10923	31/01/2022	10/02/2022	18/04/2022



Figure 6: Westmead Monitoring Locations

5.2. Noise Monitoring Results

A summary of the quarterly noise monitoring results for the Westmead site is presented in Table 9.

MP	NML dB(A) L_{eq} (15 min)	March 22		April 22		May 22	
		Intervals above NML	Compliance	Intervals above NML	Compliance	Intervals above NML	Compliance
4	65	3	99%	2	99%	-	-%
6	59	33	97%	43	94%	-	-%

Noise monitoring results were mostly compliant for the quarter. All remaining monitoring points were removed from the Westmead site mid-April.

5.3. Vibration Monitoring Results

A summary of the quarterly vibration monitoring results for the Westmead site is presented in Table 10.

MP	Criteria (mm/s)		March 22		April 22		May 22	
	Warning	Halt	No. readings above Warning Level	No. readings above Halt Level	No. readings above Warning Level	No. readings above Halt Level	No. readings above Warning Level	No. readings above Halt Level
3	5	7.5	0	0	0	0	-	-
5	5	7.5	0	0	0	0	-	-

Vibration was compliant with the relevant criteria at all monitoring locations during the reporting period.

Graphs of the vibration monitoring results for the quarter are provided in Appendix F.

6. Summary

Noise and vibration levels resulting from Delta's scope of works across the Parramatta, Clyde and Westmead Sites has been reviewed for the quarter.

Vibration levels were compliant with criteria across the Clyde and Westmead sites. A number of vibration exceedances at Parramatta triggered a review of work methodologies adjacent to the Kia Ora building and 240 Church St in order to bring vibration levels back within limits.

Noise levels have continued to exceed the relevant criteria for several locations across the Parramatta and Clyde sites. This was expected given the proximity of demolition works to these sensitive receivers. It is noted that no noise-related complaints have been received during the quarter, owing to effective community consultation and responsiveness to monitoring alerts.

Appendices

Appendix A - Example of Parramatta Weekly Monitoring Report

This page intentionally left blank



6 June 2022

Delta Group



Project Manager

Environmental Monitoring Report - Sydney Metro Parramatta Project 25th May - 31st May 2022

Please find attached environmental monitoring results for the Sydney Metro Parramatta Project from the 25th of May to the 31st of May 2022.

There were 19 active monitoring points during the reporting period, as follows:

- Mp 1 - Vibration monitoring at 25 Smith St, UG Parking
- Mp 2 - Vibration monitoring at 25 Smith St, Level 6
- Mp 3 - Noise monitoring at 25 Smith St, Level 6 (Internal)
- Mp 4 - Vibration monitoring at 62-64 Macquarie St - East Facade
- Mp 5 - Noise monitoring at 29 Smith St, Level 2 Balcony
- Mp 6 - Noise monitoring at 119 Macquarie St - Leigh Memorial Church (Internal)
- Mp 7 - Vibration monitoring at The Roxy Theatre
- Mp 8 - Vibration monitoring at 62-64 Macquarie St - West Facade
- Mp 9 - Vibration monitoring at 62-64 Macquarie St - North Facade
- Mp 10 - Noise monitoring at 240 Church St (Internal)
- Mp 11 - Vibration monitoring at 240 Church St (Internal)
- Mp 12 - Noise monitoring at 216-218 Church St (Internal)
- Mp 13 - Vibration monitoring at 216-218 Church St (Internal)
- Mp 14 - Noise monitoring at 211 Church St - UNE
- Mp 15 - Vibration monitoring at 43-47 George St - East Facade
- Mp 16 - Vibration monitoring at 43-47 George St - West Facade
- Mp 17 - Vibration monitoring at 37-39 George St - IGA
- Mp 18 - Noise monitoring at 37-39 George St - IGA
- Mp 19 - Vibration monitoring at 43-47 George St - South Facade

The position of the current monitoring points are shown in Figure 1 below.

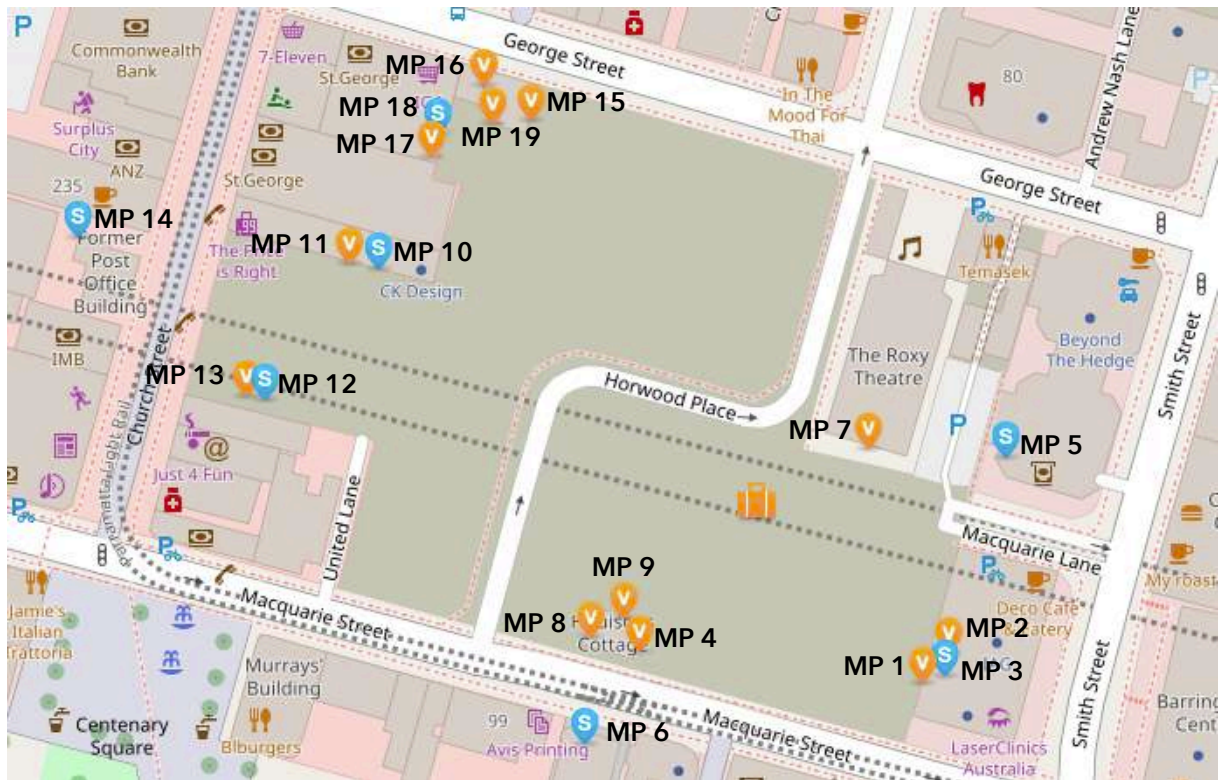


Figure 1: Monitoring Locations

Noise Monitoring Results

Table 1. LAeq (15min) results from MP 3 - 25 Smith St					
Date	Time	Range dBA LAeq (15min)	Average dBA LAeq (15min)	NML LAeq (15min)	No. of intervals above NML
25/05/2022	7:00 to 18:00	35 to 50	45	45dBA#	22
26/05/2022	7:00 to 18:00	37 to 48	45	45dBA#	30
27/05/2022	7:00 to 18:00	35 to 51	44	45dBA#	20
28/05/2022	7:00 to 18:00	34 to 51	41	45dBA#	15
29/05/2022	7:00 to 18:00	32 to 37	35	45dBA#	None
30/05/2022	7:00 to 18:00	36 to 51	44	45dBA#	11
31/05/2022	7:00 to 18:00	36 to 48	45	45dBA#	21

#Internal NML equivalent to external NML of 70dB(A) assuming 25dB facade reduction

Noise intervals above the Noise Management Level (NML) were noted for the internal 25 Smith St monitoring point across multiple days of the reporting period.

Table 2. LAeq (15min) results from MP 5 - 29 Smith St					
Date	Time	Range dBA LAeq (15min)	Average dBA LAeq (15min)	NML LAeq (15min)	No. of intervals above NML
25/05/2022	7:00 to 18:00	54 to 69	63	70dBA	None
26/05/2022	7:00 to 18:00	55 to 69	65	70dBA	None
27/05/2022	7:00 to 18:00	52 to 69	63	70dBA	None
28/05/2022	7:00 to 18:00	51 to 66	59	70dBA	None
29/05/2022	7:00 to 18:00	49 to 59	52	70dBA	None
30/05/2022	7:00 to 18:00	53 to 71	63	70dBA	1
31/05/2022	7:00 to 18:00	54 to 67	63	70dBA	None

Noise intervals were mostly compliant with the Noise Management Level (NML) for the 29 Smith St monitoring point during the reporting period.

Table 3. LAeq (15min) results from MP 6 - Leigh Memorial Church					
Date	Time	Range dBA LAeq (15min)	Average dBA LAeq (15min)	NML LAeq (15min)	No. of intervals above NML
25/05/2022	7:00 to 18:00	28 to 50	44	45dBA#	16
26/05/2022	7:00 to 18:00	41 to 51	45	45dBA#	23
27/05/2022	7:00 to 18:00	25 to 46	40	45dBA#	1
28/05/2022	7:00 to 18:00	22 to 44	37	45dBA#	None
29/05/2022	7:00 to 18:00	21 to 67	40	45dBA#	17
30/05/2022	7:00 to 18:00	25 to 52	42	45dBA#	13
31/05/2022	7:00 to 18:00	33 to 47	42	45dBA#	2

#Internal NML equivalent to external NML of 70dB(A) assuming 25dB facade reduction

Noise intervals above the Noise Management Level (NML) were noted for the Leigh Memorial Church across most days of the reporting period. Exceedances recorded on the 29th of May were due to a church service.

Table 4. LAeq (15min) results from MP 10 - 240 Church St

Date	Time	Range dBA LAeq (15min)	Average dBA LAeq (15min)	NML LAeq (15min)	No. of intervals above NML
25/05/2022	7:00 to 18:00	47 to 64	57	45dBA#	44
26/05/2022	7:00 to 18:00	45 to 60	55	45dBA#	42
27/05/2022	7:00 to 18:00	39 to 60	55	45dBA#	41
28/05/2022	7:00 to 18:00	39 to 62	53	45dBA#	37
29/05/2022	7:00 to 18:00	39 to 70	55	45dBA#	38
30/05/2022	7:00 to 18:00	48 to 60	56	45dBA#	44
31/05/2022	7:00 to 18:00	44 to 63	56	45dBA#	43

#Internal NML equivalent to external NML of 70dB(A) assuming 25dB facade reduction

Noise intervals above the Noise Management Level (NML) were noted for the 240 Church St monitor across all days of the reporting period. Transient noise recordings indicate this was due to a mix of internal activity within the premises and external construction noise.

Table 5. LAeq (15min) results from MP 12 - 216-218 Church St

Date	Time	Range dBA LAeq (15min)	Average dBA LAeq (15min)	NML LAeq (15min)	No. of intervals above NML
25/05/2022	7:00 to 18:00	30 to 49	40	45dBA#	8
26/05/2022	7:00 to 18:00	33 to 51	44	45dBA#	20
27/05/2022	7:00 to 18:00	29 to 47	40	45dBA#	3
28/05/2022	7:00 to 18:00	28 to 38	32	45dBA#	None
29/05/2022	7:00 to 18:00	27 to 34	29	45dBA#	None
30/05/2022	7:00 to 18:00	29 to 50	43	45dBA#	14
31/05/2022	7:00 to 18:00	29 to 57	44	45dBA#	19

#Internal NML equivalent to external NML of 70dB(A) assuming 25dB facade reduction

Multiple noise intervals above the Noise Management Level (NML) were noted for the 216-218 Church St monitor during the reporting period.

Table 6. LAeq (15min) results from MP 14 - 211 Church St (UNE)

Date	Time	Range dBA LAeq (15min)	Average dBA LAeq (15min)	NML LAeq (15min)	No. of intervals above NML
25/05/2022	7:00 to 18:00	53 to 62	56	70dBA	None
26/05/2022	7:00 to 18:00	53 to 60	56	70dBA	None
27/05/2022	7:00 to 18:00	51 to 61	56	70dBA	None
28/05/2022	7:00 to 18:00	51 to 54	52	70dBA	None
29/05/2022	7:00 to 18:00	51 to 54	52	70dBA	None
30/05/2022	7:00 to 18:00	53 to 63	58	70dBA	None
31/05/2022	7:00 to 18:00	53 to 63	58	70dBA	None

All noise intervals were compliant with the Noise Management Level (NML) for the 211 Church St monitor during the reporting period.

Table 7. LAeq (15min) results from MP 18 - 37-39 George St (IGA)

Date	Time	Range dBA LAeq (15min)	Average dBA LAeq (15min)	NML LAeq (15min)	No. of intervals above NML
25/05/2022	7:00 to 18:00	39 to 42	40	45dBA#	None
26/05/2022	7:00 to 18:00	39 to 40	39	45dBA#	None
27/05/2022	7:00 to 18:00	39 to 40	39	45dBA#	None
28/05/2022	7:00 to 18:00	39 to 39	39	45dBA#	None
29/05/2022	7:00 to 18:00	39 to 39	39	45dBA#	None
30/05/2022	7:00 to 18:00	38 to 43	39	45dBA#	None
31/05/2022	7:00 to 18:00	39 to 43	39	45dBA#	None

#Internal NML equivalent to external NML of 70dB(A) assuming 25dB facade reduction

All noise intervals were compliant with the Noise Management Level (NML) for the 37-39 George St monitor during the reporting period.

Vibration Monitoring Results

Vibration results for the reporting period are presented in the following table.

Table 8. Vibration Results									
MP	Location	Criteria (mm/s)	Maximum PPV (mm/s)						
			Wed 25/5	Thu 26/5	Fri 27/5	Sat 28/5	Sun 29/5	Mon 30/5	Tue 31/5
1	25 Smith St - UG parking	25	0.15	0.4	0.75	0.2	0.05	0.2	0.25
2	25 Smith St - Level 6	25	0.25	0.45	0.3	0.25	0.15	0.65	0.3
4	62-64 Macquarie St - East	7.5	3.65	3.2	5.2	11	0.2	15.1	12.8
7	The Roxy Theatre	7.5	0.45	0.3	0.5	0.4	0.05	0.45	0.65
8	62-64 Macquarie St - West	7.5	1.35	1.2	1.7	1.8	0.05	1.65	2.75
9	62-64 Macquarie St - North	7.5	2.25	2.2	2.5	3.7	0.1	2.1	4.2
11	240 Church St	25	3.25	2.7	1.65	0.25	0.35	4.05	2.6
13	216-218 Church St	25	1.3	0.8	1.05	0.25	0.1	2	2.15
15	43-47 George St - East	7.5	0.45	0.55	4.85	0.2	0.25	8.95	6.15
16	43-47 George St - West	7.5	1.05	1.85	1.6	0.2	0.15	1.1	0.75
17	37-39 George St (IGA)	25	2.8	0.25	3.15	0.15	0.1	2	0.5
19	43-47 George St - South	7.5	0.3	0.4	1.45	0.15	0.15	1.25	0.95

Construction-related vibration exceedances were noted at 62-64 Macquarie St - East across several days of the reporting period. A single exceedance of the vibration criteria was noted for the east facade of 43-47 George St on the 30th of May.

Causes of exceedances on the 31st of May and remedial action taken are summarised below.

Table 9. Summary of Exceedances and Action			
Date	Time	Cause	Remedial Action
31/01/2022	3:55pm	47T flipping slab 68 Macquarie	Change bucket to ripper attachment
31/01/2022	4:14pm	47T ripping slab	Consult noise & vibration consultant


Meteorological Conditions

Meteorological conditions for the reporting period are provided below. These have been sourced from the Bureau of Meteorology website.

Table 10. Meteorological Conditions										
Date	9am Temp (°C)	9am relative humidity (%)	9am cloud amount (oktas)	9am wind direction	9am wind speed (km/h)	3pm Temp (°C)	3pm relative humidity (%)	3pm cloud amount (oktas)	3pm wind direction	3pm wind speed (km/h)
25/05/2022	14.3	99		WNW	6	18.2	73		SE	9
26/05/2022	13.6	100			Calm	21.7	62		NNW	7
27/05/2022	14	100		NW	6	21.4	64		E	9
28/05/2022	16.3	99		NW	7	20.3	61			Calm
29/05/2022	13.1	80		WNW	9	17	46		SW	13
30/05/2022	11.3	79		ENE	2	15	75		NNE	6
31/05/2022	15.7	54		NW	17	15.3	49		W	17

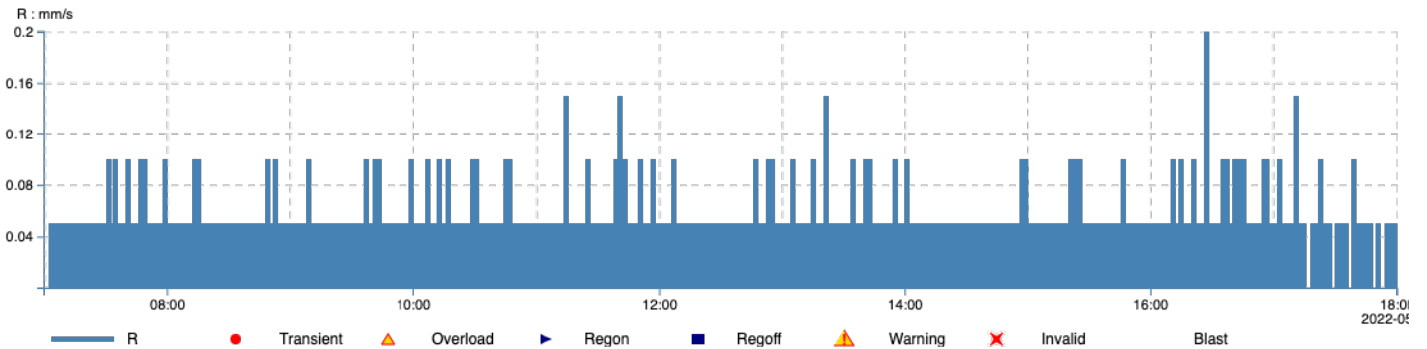
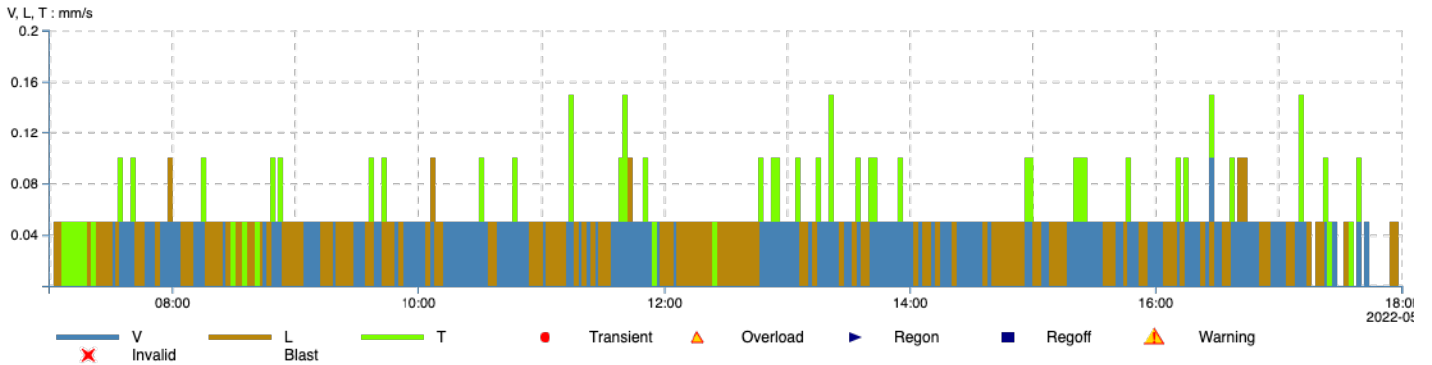
All recorded noise and vibration results from the project, as well as all raw data, will be stored for a minimum of 10 years on the Infra Net website.

Regards,



Consulting Engineer

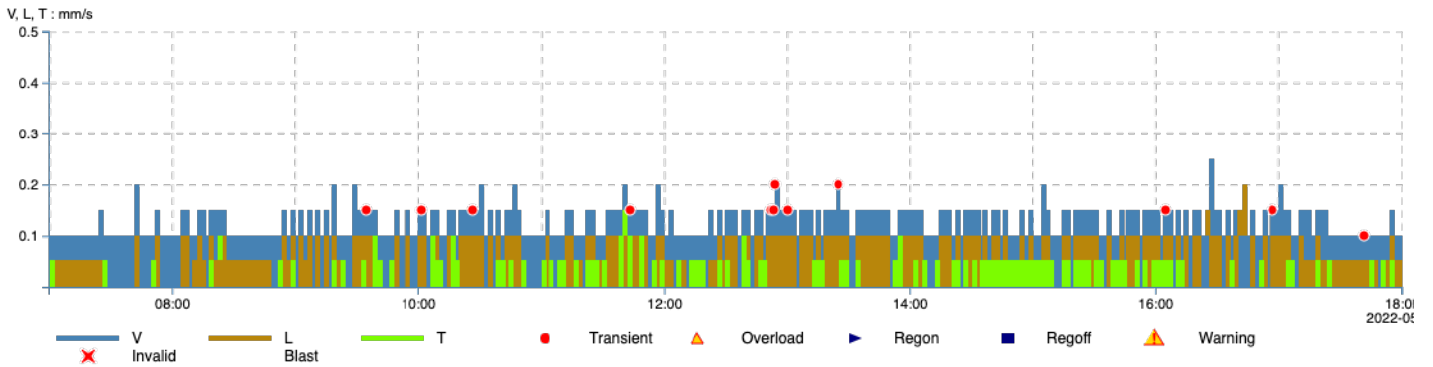
Project SM Parramatta
Project maintainer ██████████
Customer Delta Group
Customer contact ██████████
Time frame 2022-05-25 07:00 - 2022-05-25 18:00 (Australia/Sydney)
Measure point MP_1
Location 25 Smith St - UG Parking
Sensor type C22
Serial no. 102620
Master(s) serial no. 102620
Latest calibration 2021-09-21
Standard AS 2187.2-2006 250mm/s 2-250Hz
Unit mm/s
Quantity Velocity
Interval time 2 min
Max V: 0.10 mm/s, L: 0.10 mm/s, T: 0.15 mm/s, R: 0.20 mm/s



X-span 2022-05-25 07:00:00 - 2022-05-25 18:00:00
Y-span V, L, T : mm/s: 0.0 - 0.20, R : mm/s: 0.0 - 0.20

	V	L	T	R
Max	0.10 mm/s	0.10 mm/s	0.15 mm/s	0.20 mm/s
Date	2022-05-25	2022-05-25	2022-05-25	2022-05-25
Time	16:28:00	08:00:00	11:16:00	16:28:00

Project SM Parramatta
Project maintainer ██████████
Customer Delta Group
Customer contact ██████████
Time frame 2022-05-25 07:00 - 2022-05-25 18:00 (Australia/Sydney)
Measure point MP_2
Location 25 Smith St - Level 6
Sensor type V12
Serial no. 25110
Master(s) serial no. 2478
Latest calibration 2021-09-23
Standard AS 2187.2-2006
 250 mm/s 2-250Hz
Unit mm/s
Quantity Velocity
Interval time 2 min
Max V: 0.25 mm/s, L: 0.20 mm/s, T: 0.15 mm/s

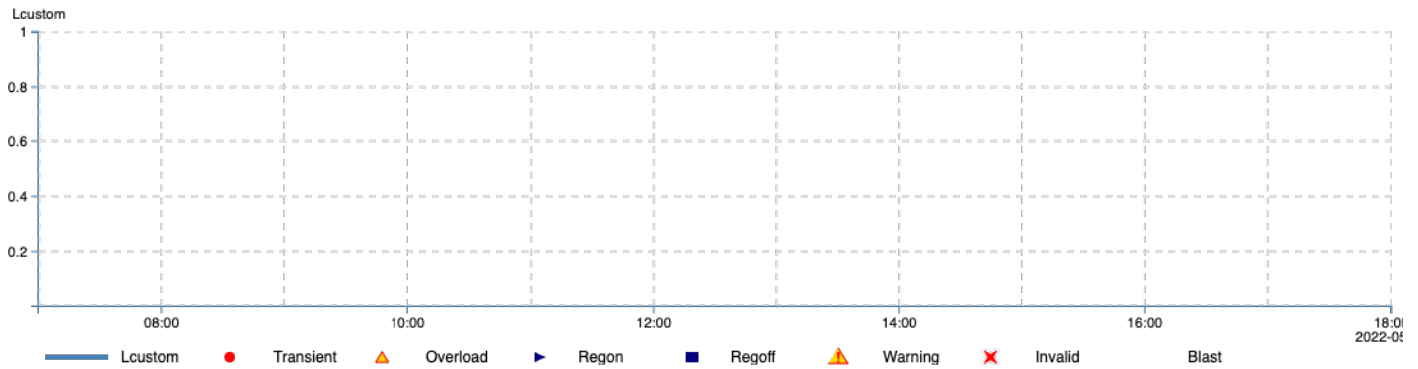
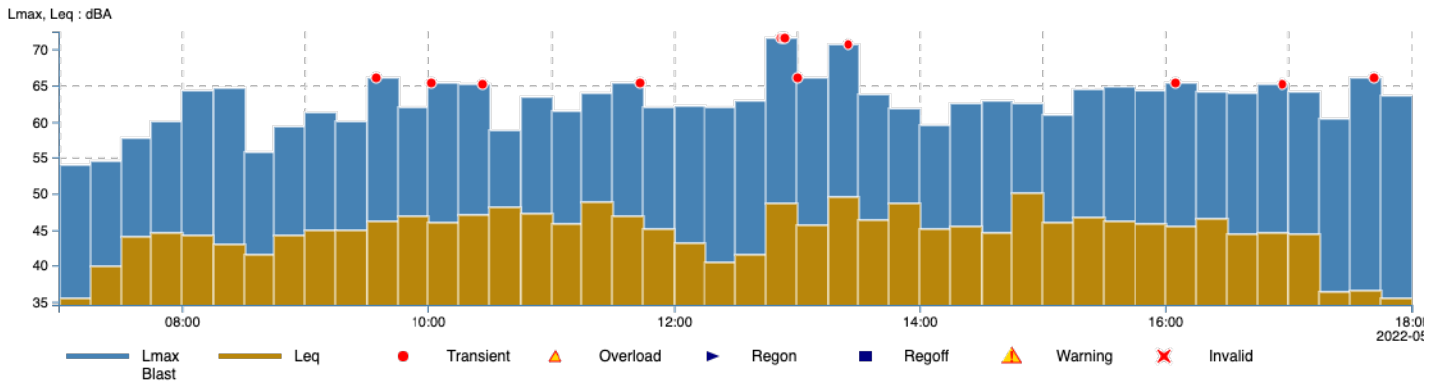


X-span 2022-05-25 07:00:00 - 2022-05-25 18:00:00

Y-span V, L, T : mm/s: 0.0 - 0.50

	V	L	T
Max	0.25 mm/s	0.20 mm/s	0.15 mm/s
Date	2022-05-25	2022-05-25	2022-05-25
Time	16:28:00	16:44:00	11:42:00

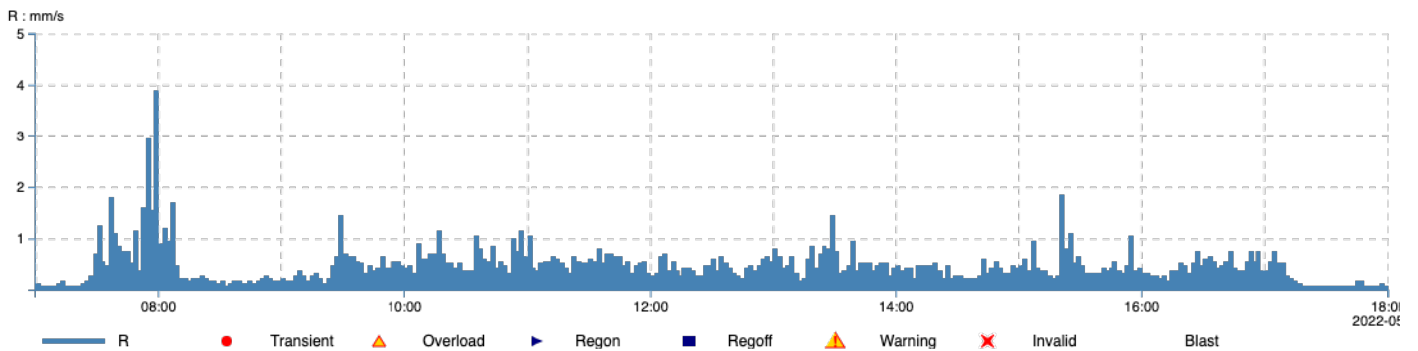
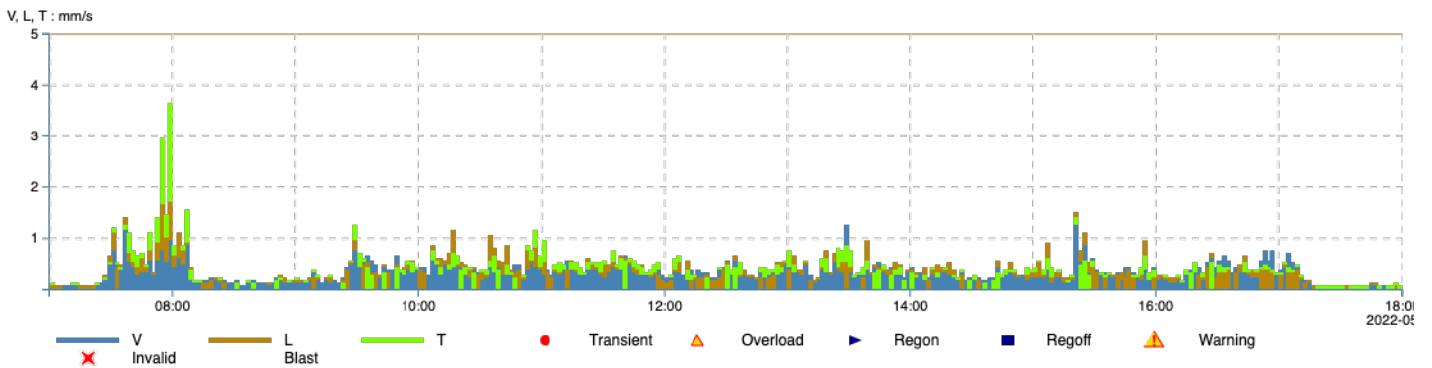
Project SM Parramatta
Project maintainer ██████████
Customer Delta Group
Customer contact ██████████
Time frame 2022-05-25 07:00 - 2022-05-25 18:00 (Australia/Sydney)
Measure point MP_3
Location 25 Smith St - Level 6
Sensor type S50
Serial no. 10883
Master(s) serial no. 2478
Latest calibration 2021-09-21
Standard Lmax + Leq
 30-105 dBA Fast
Unit dBA
Quantity Sound Pres.Level, Eqv.Sound Pres.L
Interval time 15 min
Max Lmax: 71.60 dBA, Leq: 50.10 dBA, Lcustom:



X-span 2022-05-25 07:00:00 - 2022-05-25 18:00:00
Y-span Lmax, Leq : dBA: 34.66 - 72.48, Lcustom: 0.0 - 1.0

	Lmax	Leq	Lcustom
Max	71.60 dBA	50.10 dBA	-
Date	2022-05-25	2022-05-25	-
Time	13:00:00	15:00:00	-

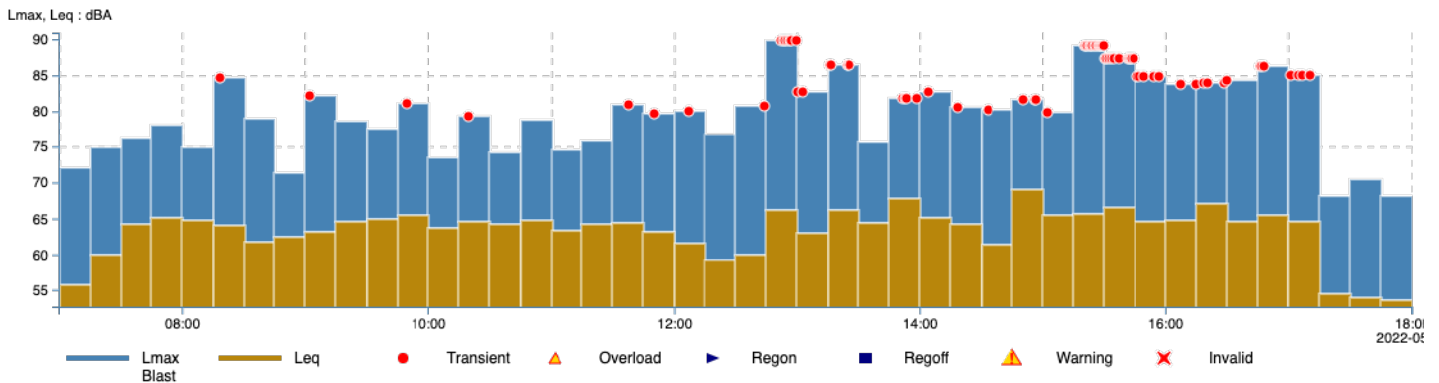
Project SM Parramatta
Project maintainer ██████████
Customer Delta Group
Customer contact ██████████
Time frame 2022-05-25 07:00 - 2022-05-25 18:00 (Australia/Sydney)
Measure point MP_4
Location 62-64 Macquarie St - East (Kia Ora Bldg)
Sensor type C22
Serial no. 102365
Master(s) serial no. 102365
Latest calibration 2021-09-29
Standard AS 2187.2-2006 250mm/s 2-250Hz
Unit mm/s
Quantity Velocity
Interval time 2 min
Max V: 1.25 mm/s, L: 1.70 mm/s, T: 3.65 mm/s, R: 3.90 mm/s



X-span 2022-05-25 07:00:00 - 2022-05-25 18:00:00
Y-span V, L, T : mm/s: 0.0 - 5.0, R : mm/s: 0.0 - 5.0

	V	L	T	R
Max	1.25 mm/s	1.70 mm/s	3.65 mm/s	3.90 mm/s
Date	2022-05-25	2022-05-25	2022-05-25	2022-05-25
Time	13:30:00	08:00:00	08:00:00	08:00:00

Project SM Parramatta
Project maintainer ██████████
Customer Delta Group
Customer contact ██████████
Time frame 2022-05-25 07:00 - 2022-05-25 18:00 (Australia/Sydney)
Measure point MP_5
Location 29 Smith St - L2 balcony
Sensor type S50
Serial no. 10835
Master(s) serial no. 2329
Latest calibration 2021-09-21
Standard Lmax + Leq
 55-130 dBA Fast
Unit dBA
Quantity Sound Pres.Level, Eqv.Sound Pres.L
Interval time 15 min
dB Corr -6 dB
Max Lmax: 89.90 dBA, Leq: 69.0 dBA

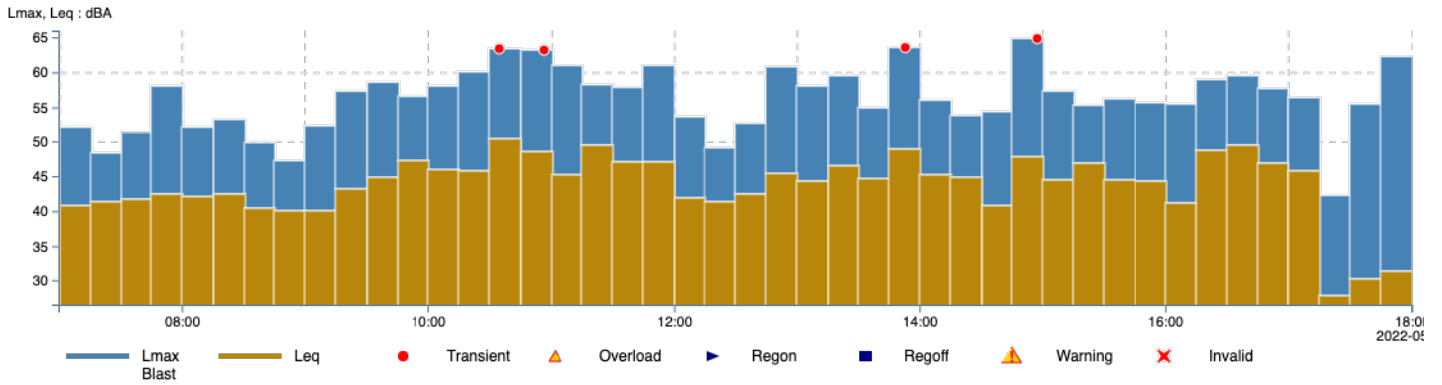


X-span 2022-05-25 07:00:00 - 2022-05-25 18:00:00

Y-span Lmax, Leq : dBA: 52.73 - 90.99

	Lmax	Leq
Max	89.90 dBA	69.0 dBA
Date	2022-05-25	2022-05-25
Time	13:00:00	15:00:00

Project SM Parramatta
Project maintainer ██████████
Customer Delta Group
Customer contact ██████████
Time frame 2022-05-25 07:00 - 2022-05-25 18:00 (Australia/Sydney)
Measure point MP_6
Location 119 Macquarie St (Leigh Memorial Church)
Sensor type S50
Serial no. 10887
Master(s) serial no. 2666
Latest calibration 2021-05-03
Standard Lmax + Leq
 30-105 dBA Fast
Unit dBA
Quantity Sound Pres.Level, Eqv.Sound Pres.L
Interval time 15 min
dB Corr -7 dB
Max Lmax: 64.90 dBA, Leq: 50.40 dBA

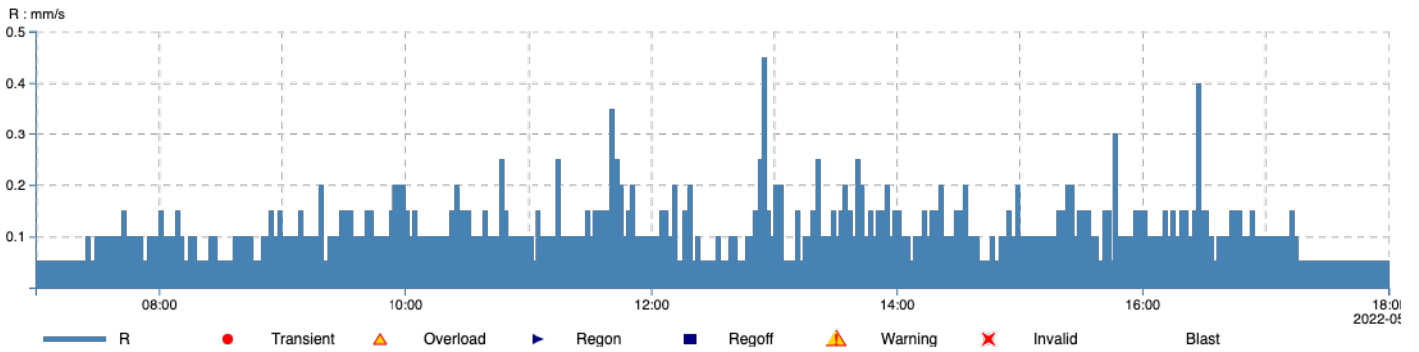
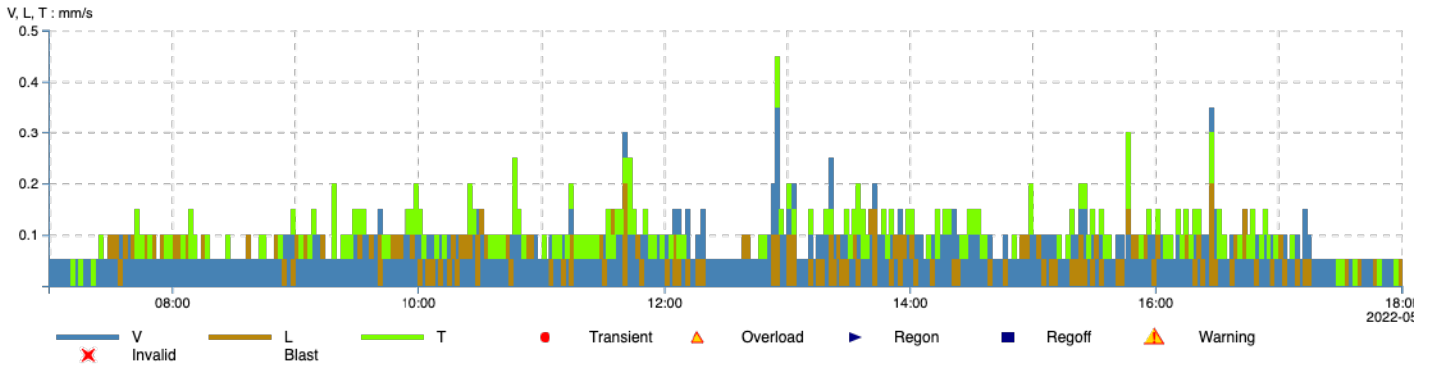


X-span 2022-05-25 07:00:00 - 2022-05-25 18:00:00

Y-span Lmax, Leq : dBA: 26.56 - 66.030

Max	Lmax	64.90 dBA	Leq	50.40 dBA
Date		2022-05-25		2022-05-25
Time		15:00:00		10:45:00

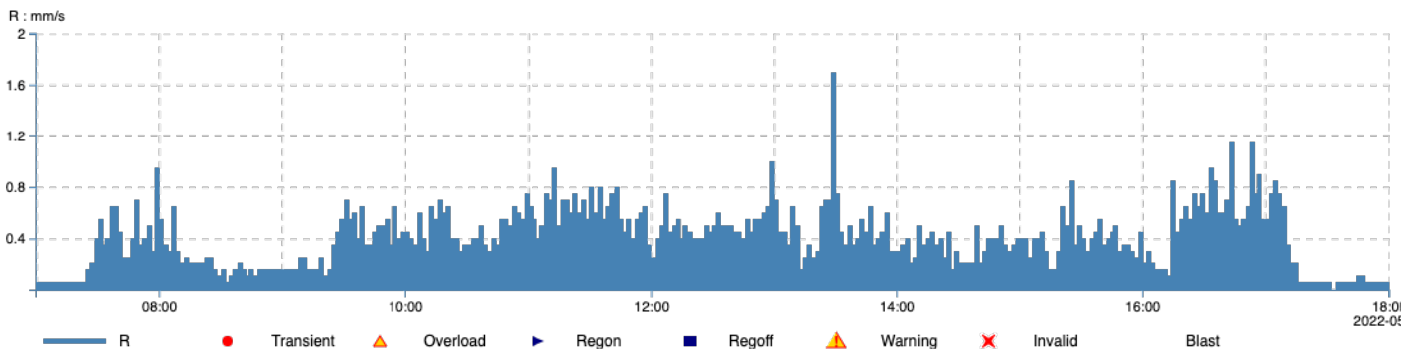
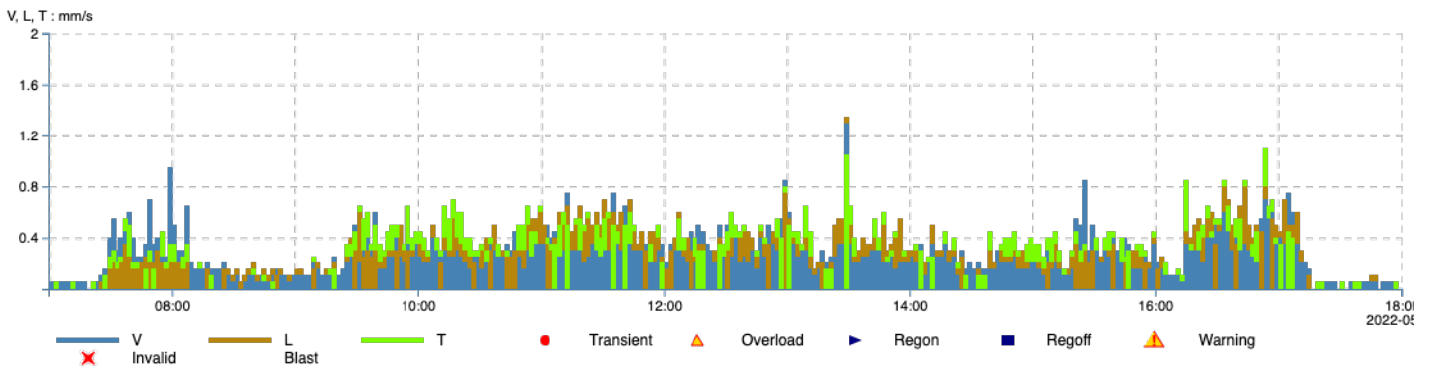
Project SM Parramatta
Project maintainer ██████████
Customer Delta Group
Customer contact ██████████
Time frame 2022-05-25 07:00 - 2022-05-25 18:00 (Australia/Sydney)
Measure point MP_7
Location Roxy
Sensor type C22
Serial no. 101604
Master(s) serial no. 101604
Latest calibration 2021-10-01
Standard AS 2187.2-2006 250mm/s 2-250Hz
Unit mm/s
Quantity Velocity
Interval time 2 min
Max V: 0.35 mm/s, L: 0.20 mm/s, T: 0.45 mm/s, R: 0.45 mm/s



X-span 2022-05-25 07:00:00 - 2022-05-25 18:00:00
Y-span V, L, T : mm/s: 0.0 - 0.50, R : mm/s: 0.0 - 0.50

	V	L	T	R
Max	0.35 mm/s	0.20 mm/s	0.45 mm/s	0.45 mm/s
Date	2022-05-25	2022-05-25	2022-05-25	2022-05-25
Time	12:56:00	11:42:00	12:56:00	12:56:00

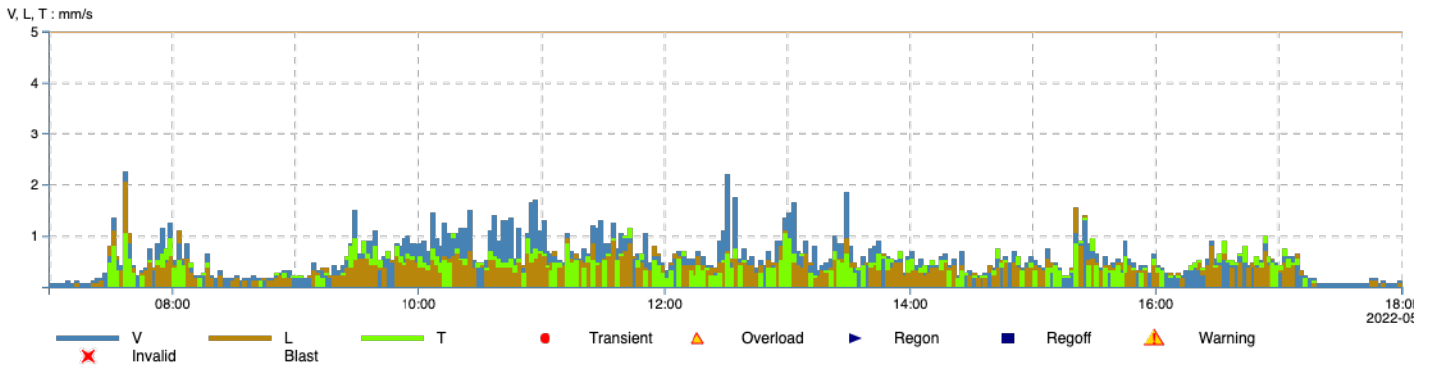
Project SM Parramatta
Project maintainer ██████████
Customer Delta Group
Customer contact ██████████
Time frame 2022-05-25 07:00 - 2022-05-25 18:00 (Australia/Sydney)
Measure point MP_8
Location 62-64 Macquarie St - West (Kia Ora Bldg)
Sensor type C22
Serial no. 106838
Master(s) serial no. 106838
Latest calibration 2021-06-01
Standard AS 2187.2-2006 250mm/s 2-250Hz
Unit mm/s
Quantity Velocity
Interval time 2 min
Max V: 1.30 mm/s, L: 1.35 mm/s, T: 1.10 mm/s, R: 1.70 mm/s



X-span 2022-05-25 07:00:00 - 2022-05-25 18:00:00
Y-span V, L, T : mm/s: 0.0 - 2.0, R : mm/s: 0.0 - 2.0

	V	L	T	R
Max	1.30 mm/s	1.35 mm/s	1.10 mm/s	1.70 mm/s
Date	2022-05-25	2022-05-25	2022-05-25	2022-05-25
Time	13:30:00	13:30:00	16:54:00	13:30:00

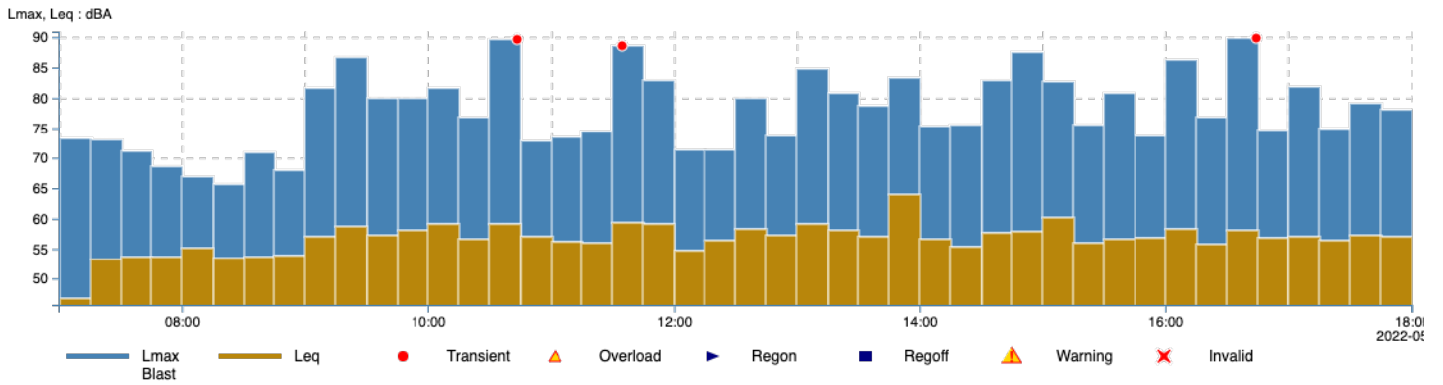
Project SM Parramatta
Project maintainer ██████████
Customer Delta Group
Customer contact ██████████
Time frame 2022-05-25 07:00 - 2022-05-25 18:00 (Australia/Sydney)
Measure point MP_9
Location 62-64 Macquarie St - North (Kia Ora Bldg)
Sensor type V12
Serial no. 21760
Master(s) serial no. 7724
Latest calibration 2021-09-21
Standard AS 2187.2-2006
 250 mm/s 2-250Hz
Unit mm/s
Quantity Velocity
Interval time 2 min
Max V: 2.25 mm/s, L: 2.050 mm/s, T: 1.35 mm/s



X-span 2022-05-25 07:00:00 - 2022-05-25 18:00:00
Y-span V, L, T : mm/s: 0.0 - 5.0

	V	L	T
Max	2.25 mm/s	2.050 mm/s	1.35 mm/s
Date	2022-05-25	2022-05-25	2022-05-25
Time	07:38:00	07:38:00	15:26:00

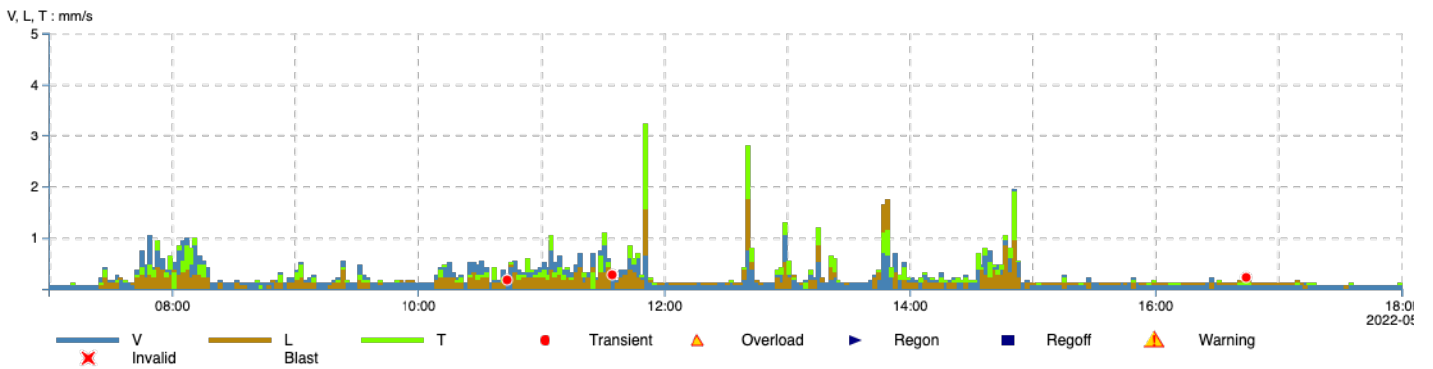
Project SM Parramatta
Project maintainer ██████████
Customer Delta Group
Customer contact ██████████
Time frame 2022-05-25 07:00 - 2022-05-25 18:00 (Australia/Sydney)
Measure point MP_10
Location 240 Church St
Sensor type S50
Serial no. 11103
Master(s) serial no. 7725
Latest calibration 2020-10-30
Standard Lmax + Leq
 40-115 dBA Fast
Unit dBA
Quantity Sound Pres.Level, Eqv.Sound Pres.L
Interval time 15 min
Max Lmax: 89.80 dBA, Leq: 63.90 dBA



X-span 2022-05-25 07:00:00 - 2022-05-25 18:00:00
Y-span Lmax, Leq : dBA: 45.73 - 91.0100

	Lmax	Leq
Max	89.80 dBA	63.90 dBA
Date	2022-05-25	2022-05-25
Time	16:45:00	14:00:00

Project SM Parramatta
Project maintainer ██████████
Customer Delta Group
Customer contact ██████████
Time frame 2022-05-25 07:00 - 2022-05-25 18:00 (Australia/Sydney)
Measure point MP_11
Location 240 Church St
Sensor type V12
Serial no. 26270
Master(s) serial no. 7725
Latest calibration 2021-09-21
Standard AS 2187.2-2006
 250 mm/s 2-250Hz
Unit mm/s
Quantity Velocity
Interval time 2 min
Max V: 1.95 mm/s, L: 1.75 mm/s, T: 3.25 mm/s

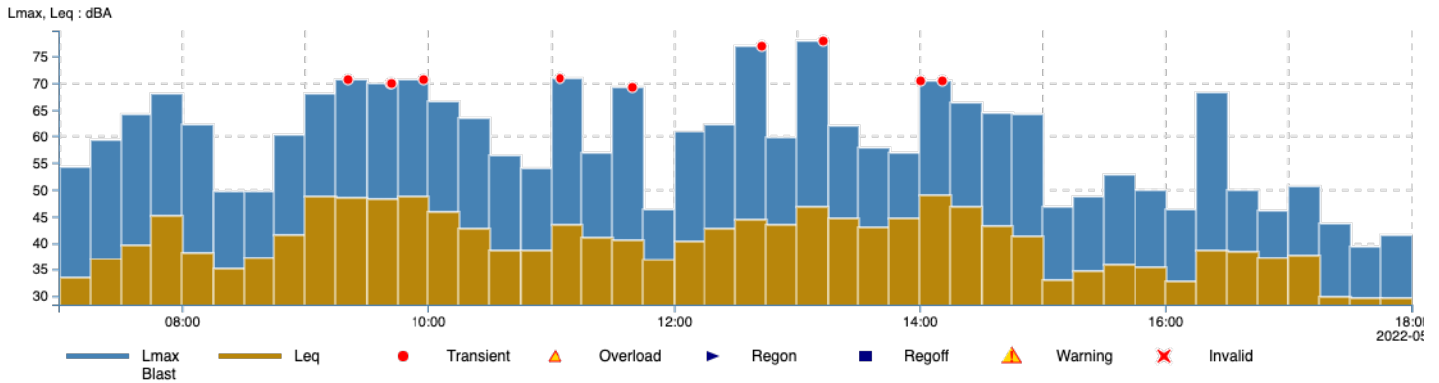


X-span 2022-05-25 07:00:00 - 2022-05-25 18:00:00

Y-span V, L, T : mm/s: 0.0 - 5.0

	V	L	T
Max	1.95 mm/s	1.75 mm/s	3.25 mm/s
Date	2022-05-25	2022-05-25	2022-05-25
Time	14:52:00	12:42:00	11:52:00

Project SM Parramatta
Project maintainer ██████████
Customer Delta Group
Customer contact ██████████
Time frame 2022-05-25 07:00 - 2022-05-25 18:00 (Australia/Sydney)
Measure point MP_12
Location 216-218 Church st
Sensor type S50
Serial no. 10439
Master(s) serial no. 2332
Latest calibration 2022-02-13
Standard Lmax + Leq
 40-115 dBA Fast
Unit dBA
Quantity Sound Pres.Level, Eqv.Sound Pres.L
Interval time 15 min
dB Corr -6 dB
Max Lmax: 77.90 dBA, Leq: 48.90 dBA

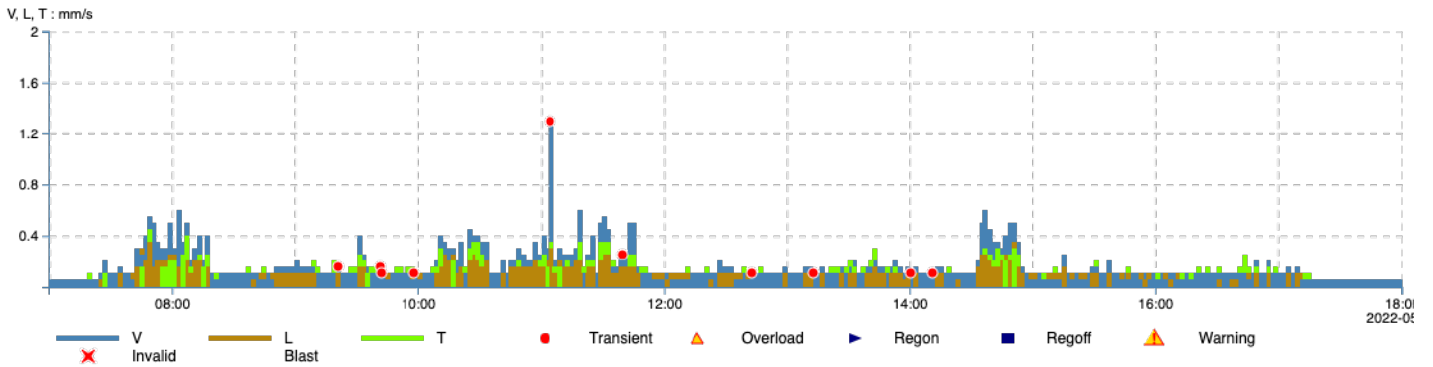


X-span 2022-05-25 07:00:00 - 2022-05-25 18:00:00

Y-span Lmax, Leq : dBA: 28.53 - 79.83

	Lmax	Leq
Max	77.90 dBA	48.90 dBA
Date	2022-05-25	2022-05-25
Time	13:15:00	14:15:00

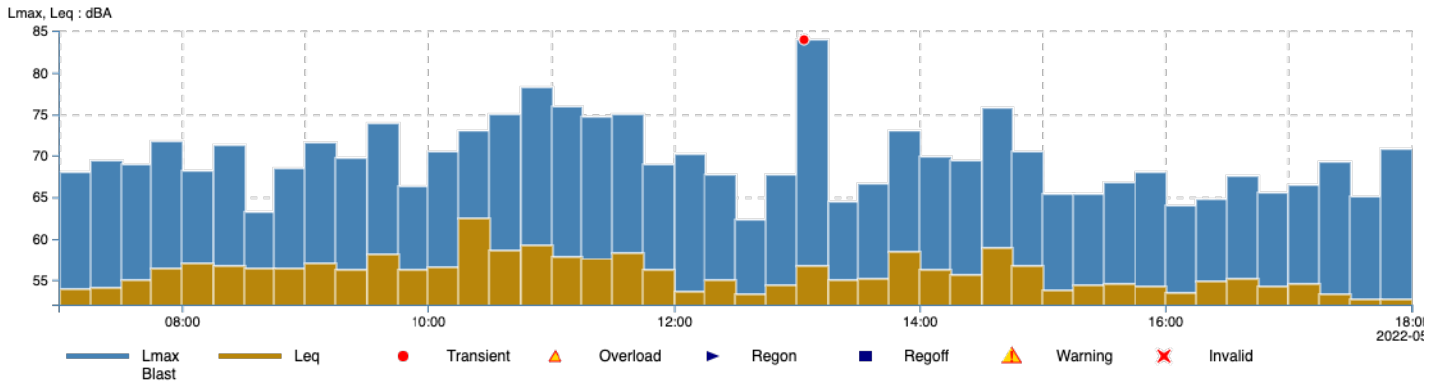
Project SM Parramatta
Project maintainer ██████████
Customer Delta Group
Customer contact ██████████
Time frame 2022-05-25 07:00 - 2022-05-25 18:00 (Australia/Sydney)
Measure point MP_13
Location 216-218 Church St
Sensor type V12
Serial no. 25760
Master(s) serial no. 2332
Latest calibration 2019-08-08
Standard AS 2187.2-2006
 250 mm/s 2-250Hz
Unit mm/s
Quantity Velocity
Interval time 2 min
Max V: 1.30 mm/s, L: 0.35 mm/s, T: 0.45 mm/s



X-span 2022-05-25 07:00:00 - 2022-05-25 18:00:00
Y-span V, L, T : mm/s: 0.0 - 2.0

	V	L	T
Max	1.30 mm/s	0.35 mm/s	0.45 mm/s
Date	2022-05-25	2022-05-25	2022-05-25
Time	11:06:00	07:50:00	07:50:00

Project SM Parramatta
Project maintainer ██████████
Customer Delta Group
Customer contact ██████████
Time frame 2022-05-25 07:00 - 2022-05-25 18:00 (Australia/Sydney)
Measure point MP_14
Location 211 Church St
Sensor type S50
Serial no. 9923
Master(s) serial no. 2255
Latest calibration 2022-02-10
Standard Lmax + Leq
 55-130 dBA Fast
Unit dBA
Quantity Sound Pres.Level, Eqv.Sound Pres.L
Interval time 15 min
dB Corr -6 dB
Max Lmax: 84.0 dBA, Leq: 62.40 dBA

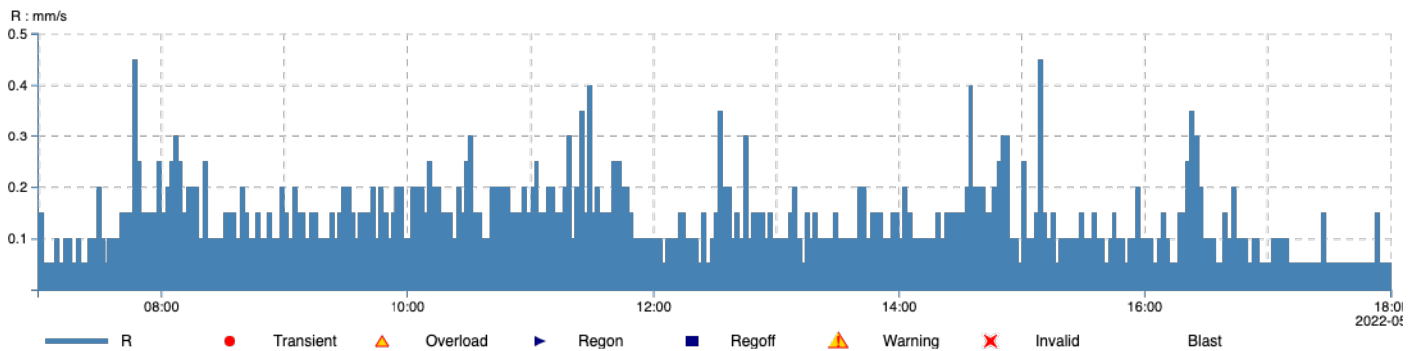
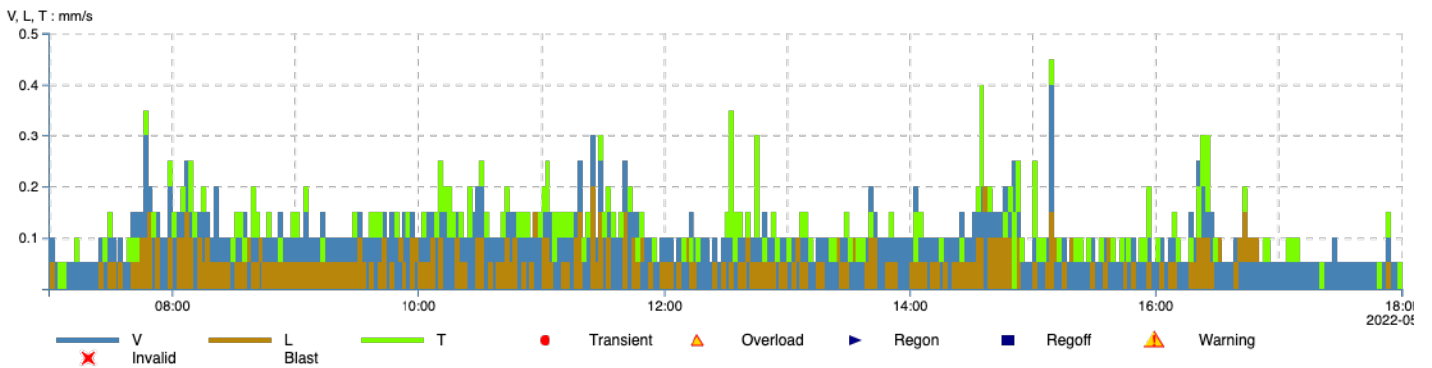


X-span 2022-05-25 07:00:00 - 2022-05-25 18:00:00

Y-span Lmax, Leq : dBA: 52.11 - 85.085

	Lmax	Leq
Max	84.0 dBA	62.40 dBA
Date	2022-05-25	2022-05-25
Time	13:15:00	10:30:00

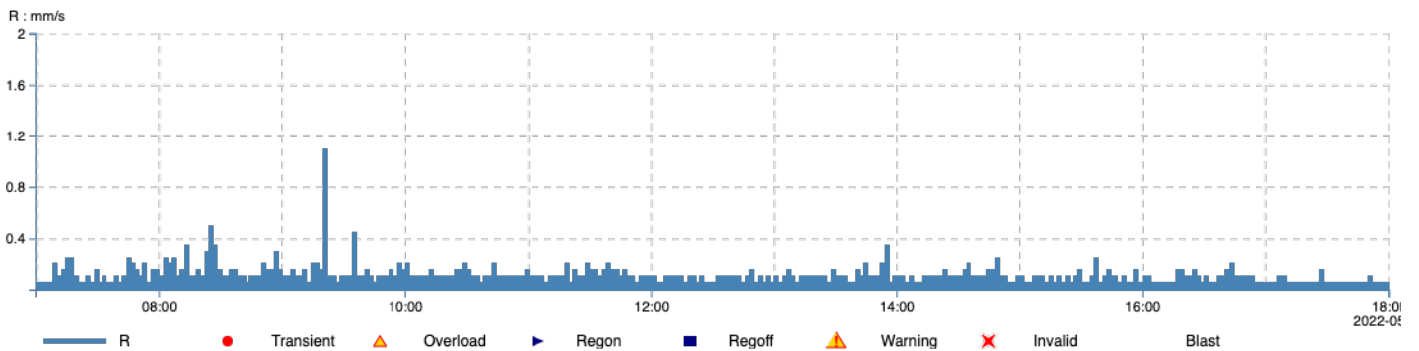
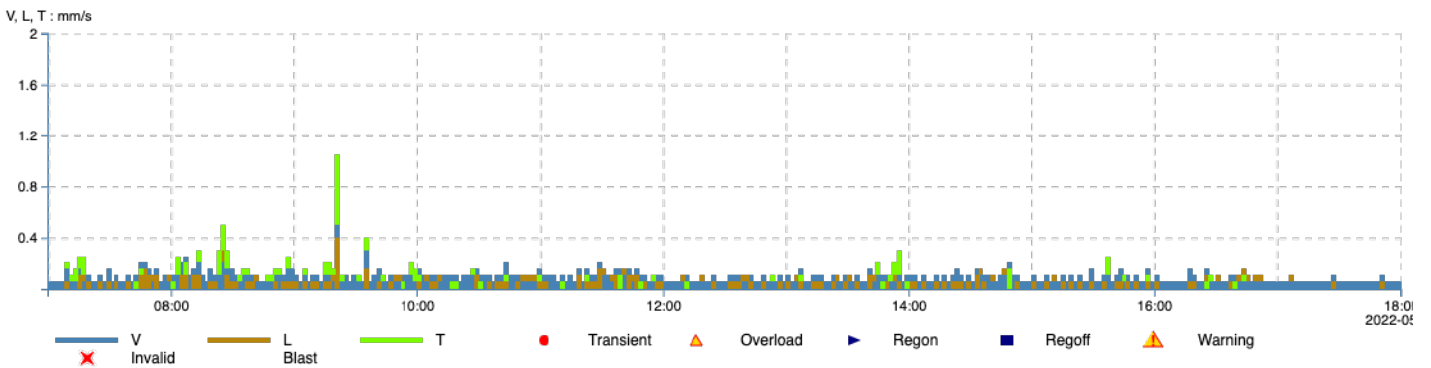
Project SM Parramatta
Project maintainer ██████████
Customer Delta Group
Customer contact ██████████
Time frame 2022-05-25 07:00 - 2022-05-25 18:00 (Australia/Sydney)
Measure point MP_15
Location 43-47 George St - East Facade
Sensor type C22
Serial no. 107549
Master(s) serial no. 107549
Latest calibration 2021-09-19
Standard AS 2187.2-2006 250mm/s 2-250Hz
Unit mm/s
Quantity Velocity
Interval time 2 min
Max V: 0.40 mm/s, L: 0.25 mm/s, T: 0.45 mm/s, R: 0.45 mm/s



X-span 2022-05-25 07:00:00 - 2022-05-25 18:00:00
Y-span V, L, T : mm/s: 0.0 - 0.50, R : mm/s: 0.0 - 0.50

	V	L	T	R
Max	0.40 mm/s	0.25 mm/s	0.45 mm/s	0.45 mm/s
Date	2022-05-25	2022-05-25	2022-05-25	2022-05-25
Time	15:10:00	14:52:00	15:10:00	07:48:00

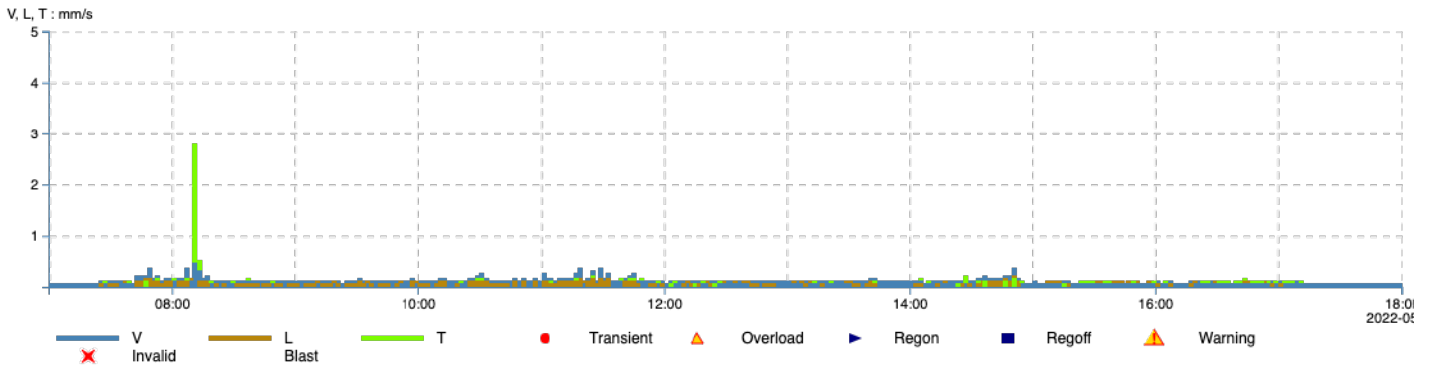
Project SM Parramatta
Project maintainer ██████████
Customer Delta Group
Customer contact ██████████
Time frame 2022-05-25 07:00 - 2022-05-25 18:00 (Australia/Sydney)
Measure point MP_16
Location 43-47 George St - West Facade
Sensor type C22
Serial no. 107553
Master(s) serial no. 107553
Latest calibration 2021-09-25
Standard AS 2187.2-2006 250mm/s 2-250Hz
Unit mm/s
Quantity Velocity
Interval time 2 min
Max V: 0.50 mm/s, L: 0.40 mm/s, T: 1.050 mm/s, R: 1.10 mm/s



X-span 2022-05-25 07:00:00 - 2022-05-25 18:00:00
Y-span V, L, T : mm/s: 0.0 - 2.0, R : mm/s: 0.0 - 2.0

	V	L	T	R
Max	0.50 mm/s	0.40 mm/s	1.050 mm/s	1.10 mm/s
Date	2022-05-25	2022-05-25	2022-05-25	2022-05-25
Time	09:22:00	09:22:00	09:22:00	09:22:00

Project SM Parramatta
Project maintainer ██████████
Customer Delta Group
Customer contact ██████████
Time frame 2022-05-25 07:00 - 2022-05-25 18:00 (Australia/Sydney)
Measure point MP_17
Location IGA 37-39 George St
Sensor type V12
Serial no. 25910
Master(s) serial no. 2477
Latest calibration 2020-10-23
Standard AS 2187.2-2006
 250 mm/s 2-250Hz
Unit mm/s
Quantity Velocity
Interval time 2 min
Max V: 0.45 mm/s, L: 0.45 mm/s, T: 2.80 mm/s

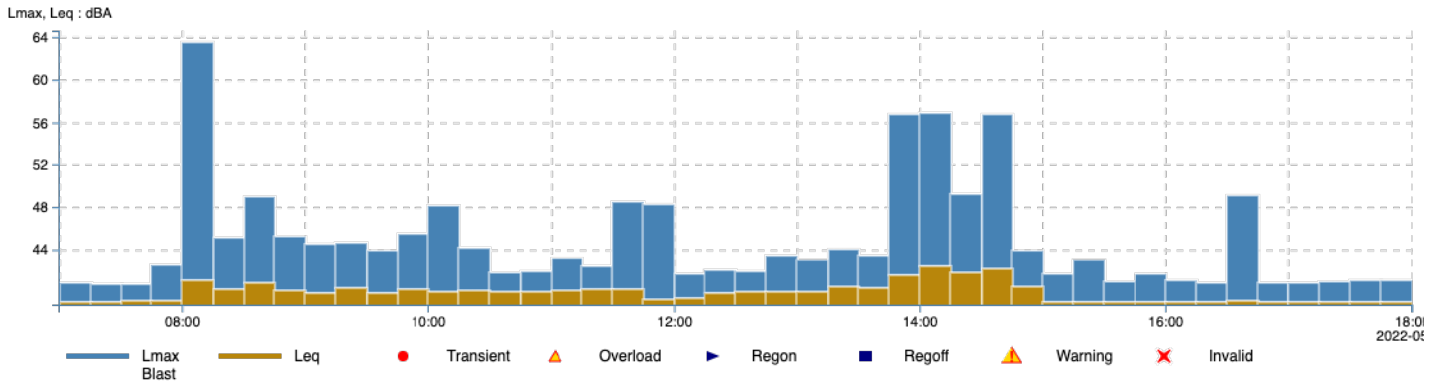


X-span 2022-05-25 07:00:00 - 2022-05-25 18:00:00

Y-span V, L, T : mm/s: 0.0 - 5.0

	V	L	T
Max	0.45 mm/s	0.45 mm/s	2.80 mm/s
Date	2022-05-25	2022-05-25	2022-05-25
Time	08:12:00	08:12:00	08:12:00

Project SM Parramatta
Project maintainer ██████████
Customer Delta Group
Customer contact ██████████
Time frame 2022-05-25 07:00 - 2022-05-25 18:00 (Australia/Sydney)
Measure point MP_18
Location IGA 37-39 George st
Sensor type S50
Serial no. 10786
Master(s) serial no. 2477
Latest calibration 2022-02-10
Standard Lmax + Leq
 40-115 dBA Fast
Unit dBA
Quantity Sound Pres.Level, Eqv.Sound Pres.L
Interval time 15 min
dB Corr -6 dB
Max Lmax: 63.50 dBA, Leq: 42.40 dBA

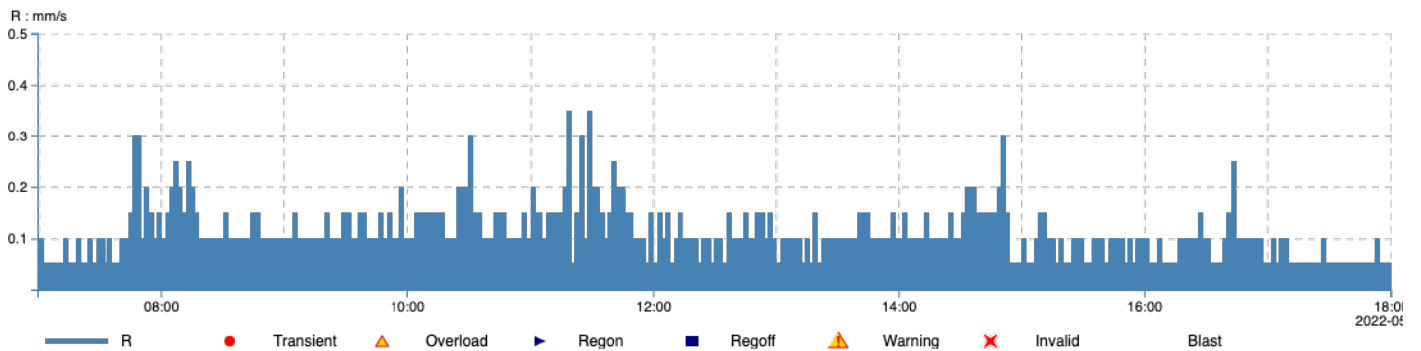
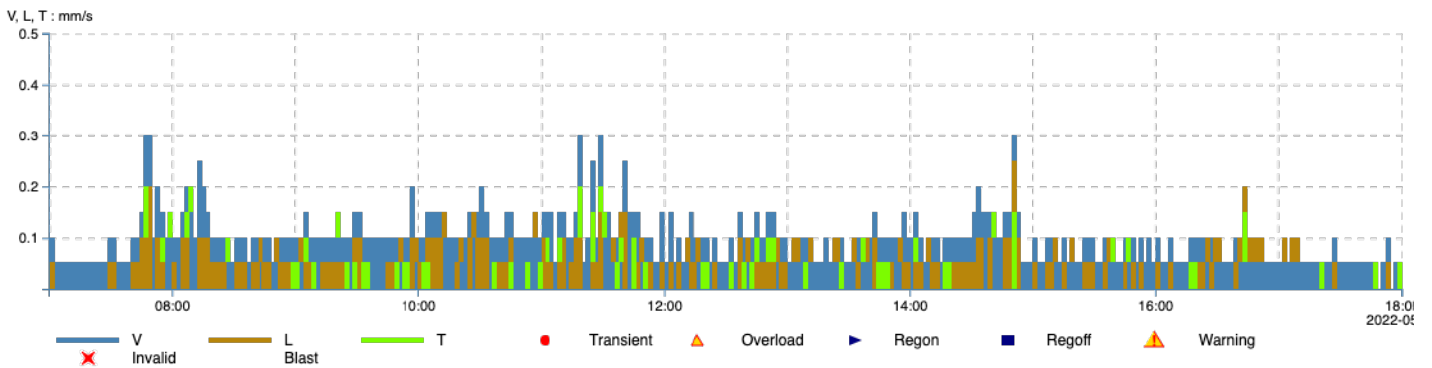


X-span 2022-05-25 07:00:00 - 2022-05-25 18:00:00

Y-span Lmax, Leq : dBA: 38.83 - 64.64

	Lmax	Leq
Max	63.50 dBA	42.40 dBA
Date	2022-05-25	2022-05-25
Time	08:15:00	14:15:00

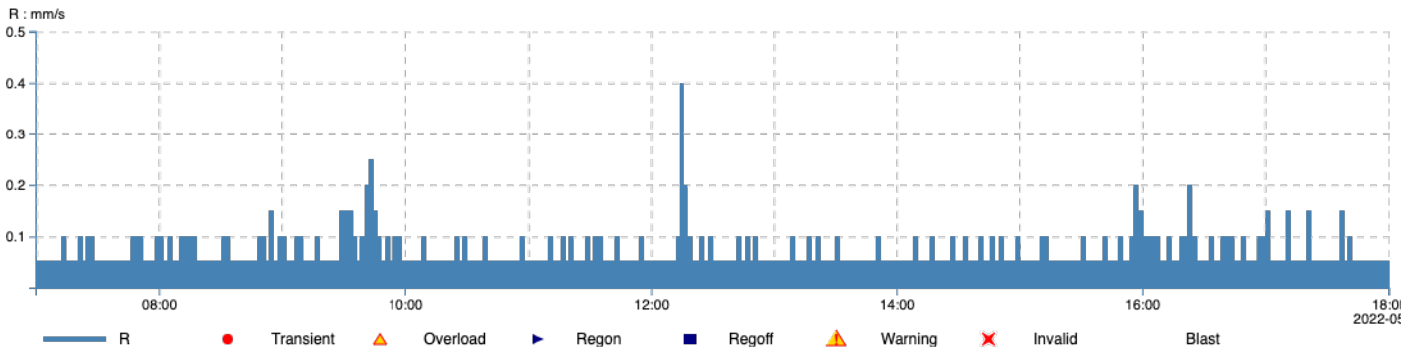
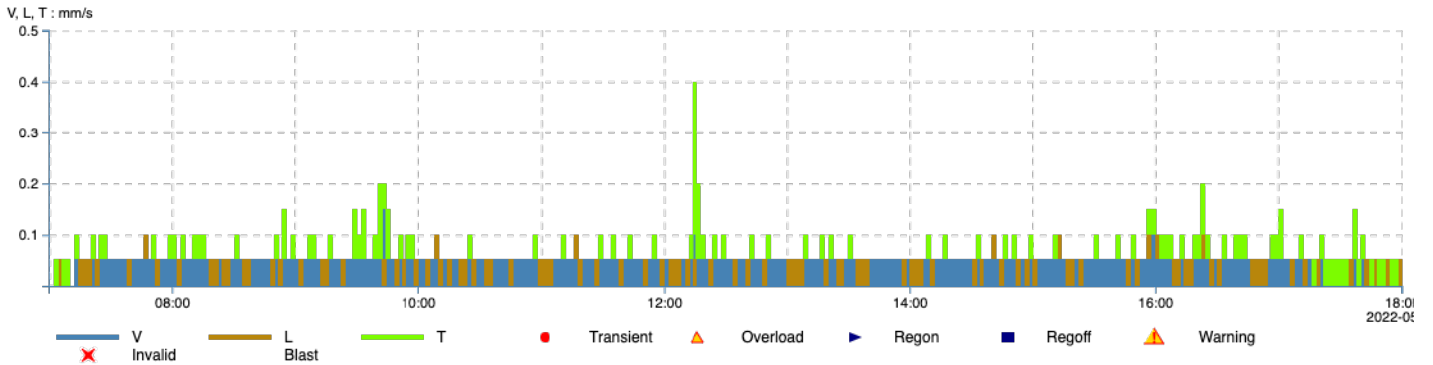
Project SM Parramatta
Project maintainer ██████████
Customer Delta Group
Customer contact ██████████
Time frame 2022-05-25 07:00 - 2022-05-25 18:00 (Australia/Sydney)
Measure point MP_19
Location 43-47 George St - South Facade
Sensor type C22
Serial no. 107554
Master(s) serial no. 107554
Latest calibration 2021-09-25
Standard AS 2187.2-2006 250mm/s 2-250Hz
Unit mm/s
Quantity Velocity
Interval time 2 min
Max V: 0.30 mm/s, L: 0.25 mm/s, T: 0.20 mm/s, R: 0.35 mm/s



X-span 2022-05-25 07:00:00 - 2022-05-25 18:00:00
Y-span V, L, T : mm/s: 0.0 - 0.50, R : mm/s: 0.0 - 0.50

	V	L	T	R
Max	0.30 mm/s	0.25 mm/s	0.20 mm/s	0.35 mm/s
Date	2022-05-25	2022-05-25	2022-05-25	2022-05-25
Time	07:48:00	14:52:00	07:48:00	11:20:00

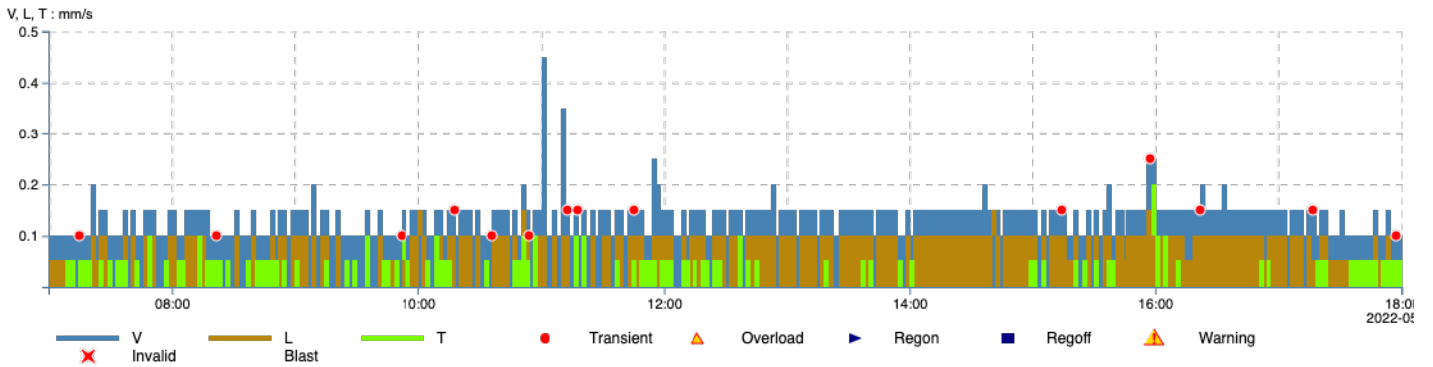
Project SM Parramatta
Project maintainer ██████████
Customer Delta Group
Customer contact ██████████
Time frame 2022-05-26 07:00 - 2022-05-26 18:00 (Australia/Sydney)
Measure point MP_1
Location 25 Smith St - UG Parking
Sensor type C22
Serial no. 102620
Master(s) serial no. 102620
Latest calibration 2021-09-21
Standard AS 2187.2-2006 250mm/s 2-250Hz
Unit mm/s
Quantity Velocity
Interval time 2 min
Max V: 0.15 mm/s, L: 0.10 mm/s, T: 0.40 mm/s, R: 0.40 mm/s



X-span 2022-05-26 07:00:00 - 2022-05-26 18:00:00
Y-span V, L, T : mm/s: 0.0 - 0.50, R : mm/s: 0.0 - 0.50

	V	L	T	R
Max	0.15 mm/s	0.10 mm/s	0.40 mm/s	0.40 mm/s
Date	2022-05-26	2022-05-26	2022-05-26	2022-05-26
Time	09:44:00	07:48:00	12:16:00	12:16:00

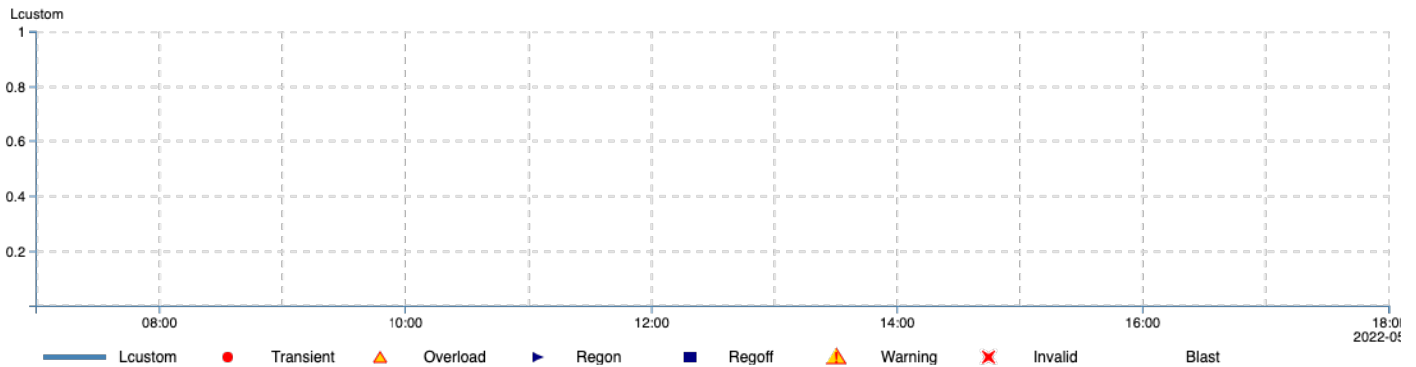
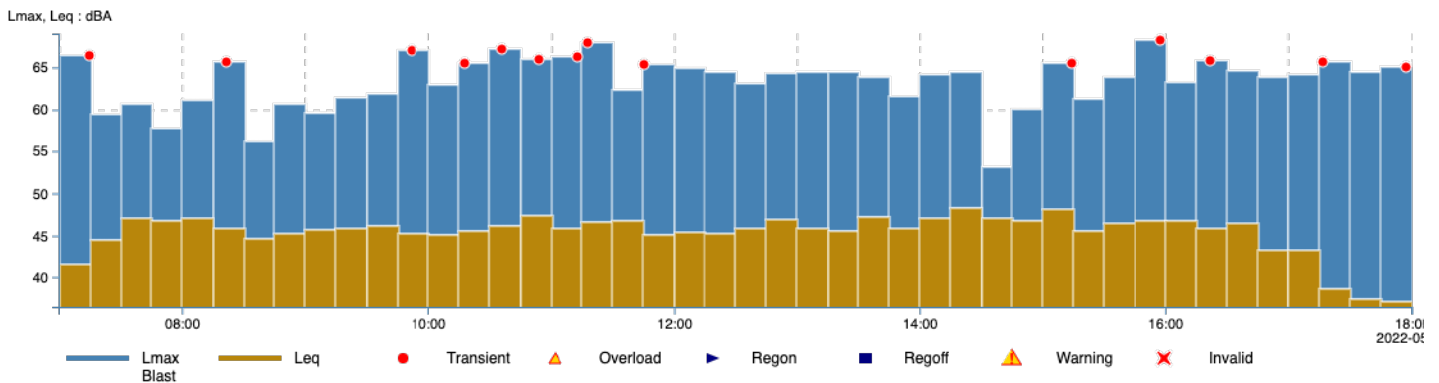
Project SM Parramatta
Project maintainer ██████████
Customer Delta Group
Customer contact ██████████
Time frame 2022-05-26 07:00 - 2022-05-26 18:00 (Australia/Sydney)
Measure point MP_2
Location 25 Smith St - Level 6
Sensor type V12
Serial no. 25110
Master(s) serial no. 2478
Latest calibration 2021-09-23
Standard AS 2187.2-2006
 250 mm/s 2-250Hz
Unit mm/s
Quantity Velocity
Interval time 2 min
Max V: 0.45 mm/s, L: 0.15 mm/s, T: 0.20 mm/s



X-span 2022-05-26 07:00:00 - 2022-05-26 18:00:00
Y-span V, L, T : mm/s: 0.0 - 0.50

	V	L	T
Max	0.45 mm/s	0.15 mm/s	0.20 mm/s
Date	2022-05-26	2022-05-26	2022-05-26
Time	11:02:00	07:50:00	16:00:00

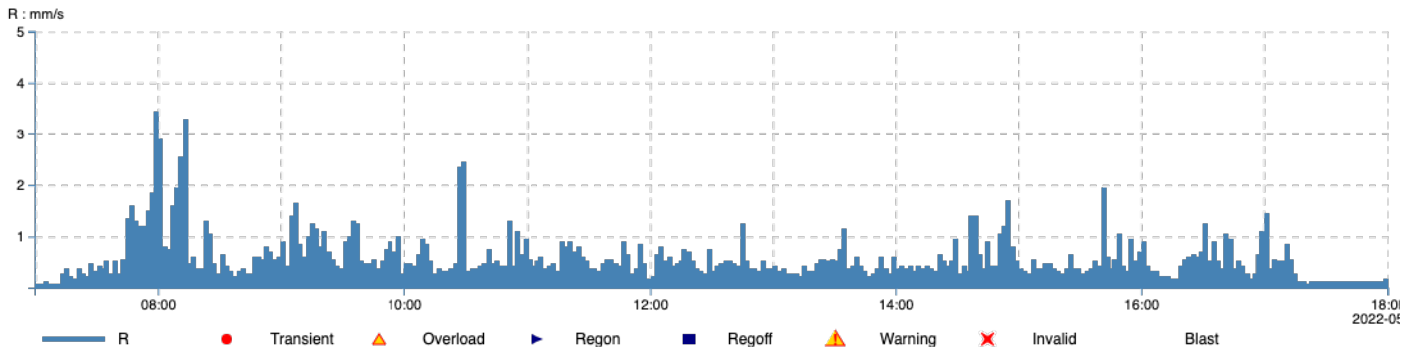
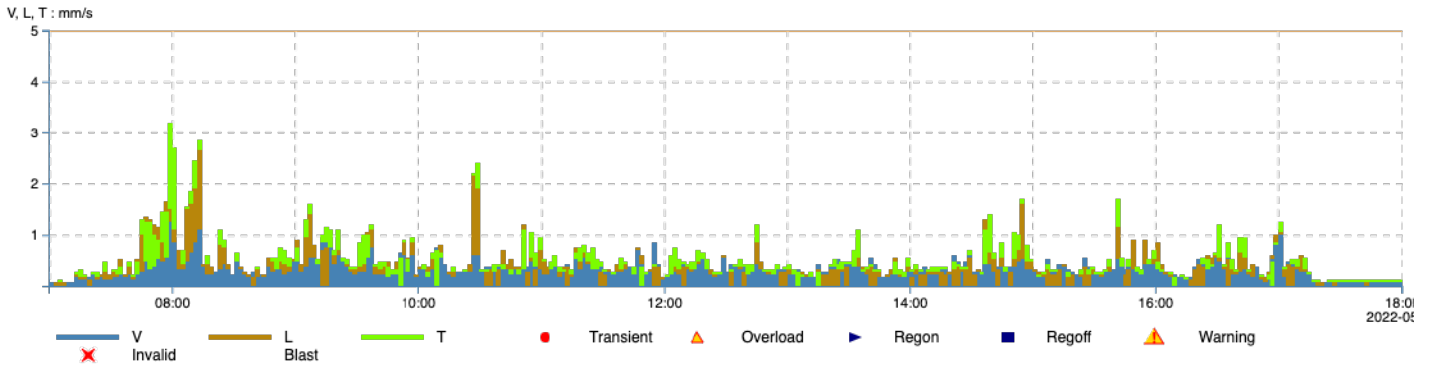
Project SM Parramatta
Project maintainer ██████████
Customer Delta Group
Customer contact ██████████
Time frame 2022-05-26 07:00 - 2022-05-26 18:00 (Australia/Sydney)
Measure point MP_3
Location 25 Smith St - Level 6
Sensor type S50
Serial no. 10883
Master(s) serial no. 2478
Latest calibration 2021-09-21
Standard Lmax + Leq
 30-105 dBA Fast
Unit dBA
Quantity Sound Pres.Level, Eqv.Sound Pres.L
Interval time 15 min
Max Lmax: 68.30 dBA, Leq: 48.30 dBA, Lcustom:



X-span 2022-05-26 07:00:00 - 2022-05-26 18:00:00
Y-span Lmax, Leq : dBA: 36.54 - 69.060, Lcustom: 0.0 - 1.0

	Lmax	Leq	Lcustom
Max	68.30 dBA	48.30 dBA	-
Date	2022-05-26	2022-05-26	-
Time	16:00:00	14:30:00	-

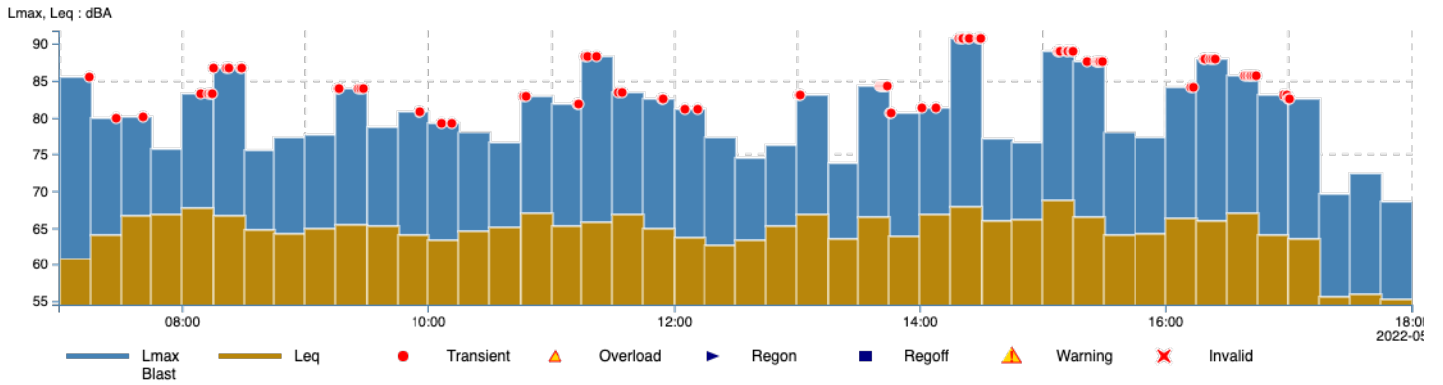
Project SM Parramatta
Project maintainer ██████████
Customer Delta Group
Customer contact ██████████
Time frame 2022-05-26 07:00 - 2022-05-26 18:00 (Australia/Sydney)
Measure point MP_4
Location 62-64 Macquarie St - East (Kia Ora Bldg)
Sensor type C22
Serial no. 102365
Master(s) serial no. 102365
Latest calibration 2021-09-29
Standard AS 2187.2-2006 250mm/s 2-250Hz
Unit mm/s
Quantity Velocity
Interval time 2 min
Max V: 1.25 mm/s, L: 2.65 mm/s, T: 3.20 mm/s, R: 3.45 mm/s



X-span 2022-05-26 07:00:00 - 2022-05-26 18:00:00
Y-span V, L, T : mm/s: 0.0 - 5.0, R : mm/s: 0.0 - 5.0

	V	L	T	R
Max	1.25 mm/s	2.65 mm/s	3.20 mm/s	3.45 mm/s
Date	2022-05-26	2022-05-26	2022-05-26	2022-05-26
Time	08:00:00	08:14:00	08:00:00	08:00:00

Project SM Parramatta
Project maintainer ██████████
Customer Delta Group
Customer contact ██████████
Time frame 2022-05-26 07:00 - 2022-05-26 18:00 (Australia/Sydney)
Measure point MP_5
Location 29 Smith St - L2 balcony
Sensor type S50
Serial no. 10835
Master(s) serial no. 2329
Latest calibration 2021-09-21
Standard Lmax + Leq
 55-130 dBA Fast
Unit dBA
Quantity Sound Pres.Level, Eqv.Sound Pres.L
Interval time 15 min
dB Corr -6 dB
Max Lmax: 90.70 dBA, Leq: 68.80 dBA

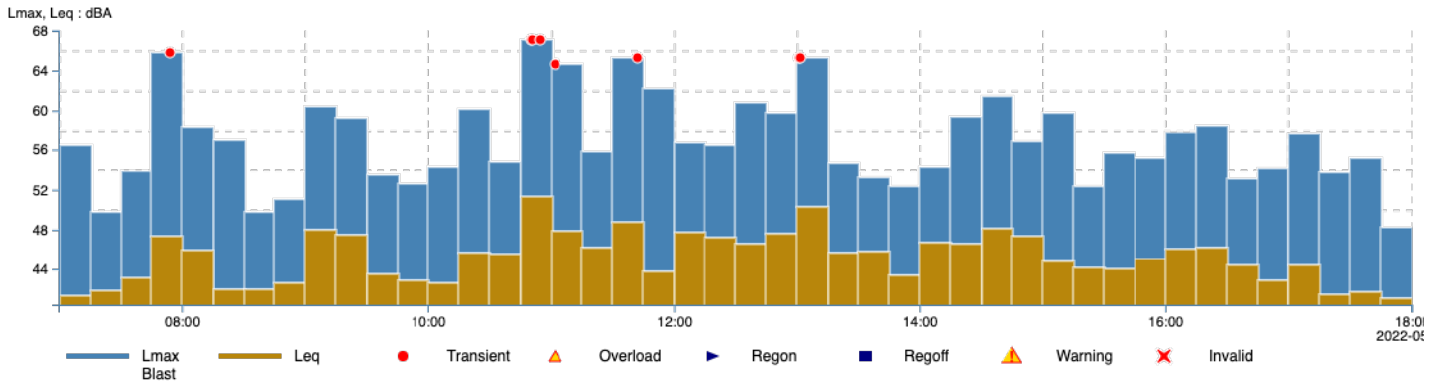


X-span 2022-05-26 07:00:00 - 2022-05-26 18:00:00

Y-span Lmax, Leq : dBA: 54.63 - 91.81

Max	Lmax	90.70 dBA	Leq	68.80 dBA
Date		2022-05-26		2022-05-26
Time		14:30:00		15:15:00

Project SM Parramatta
Project maintainer ██████████
Customer Delta Group
Customer contact ██████████
Time frame 2022-05-26 07:00 - 2022-05-26 18:00 (Australia/Sydney)
Measure point MP_6
Location 119 Macquarie St (Leigh Memorial Church)
Sensor type S50
Serial no. 10887
Master(s) serial no. 2666
Latest calibration 2021-05-03
Standard Lmax + Leq
 30-105 dBA Fast
Unit dBA
Quantity Sound Pres.Level, Eqv.Sound Pres.L
Interval time 15 min
dB Corr -7 dB
Max Lmax: 67.100 dBA, Leq: 51.30 dBA

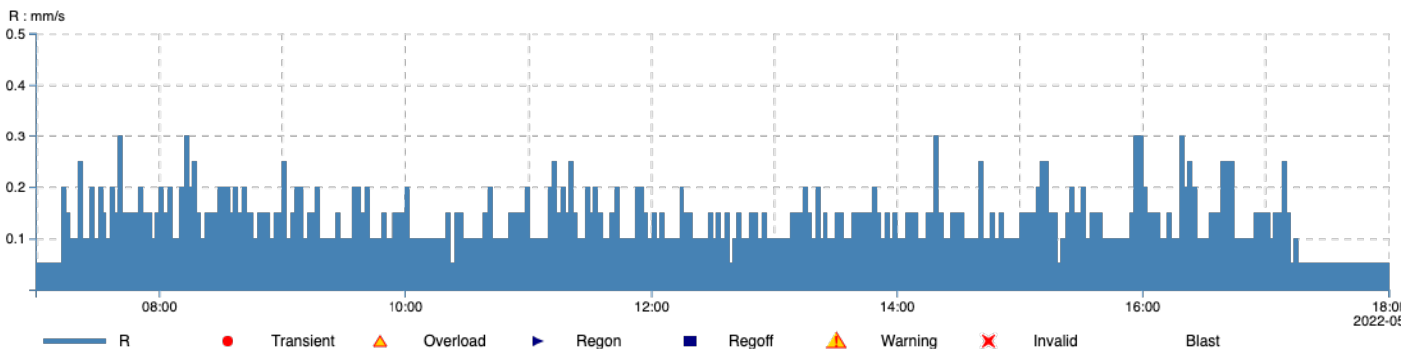
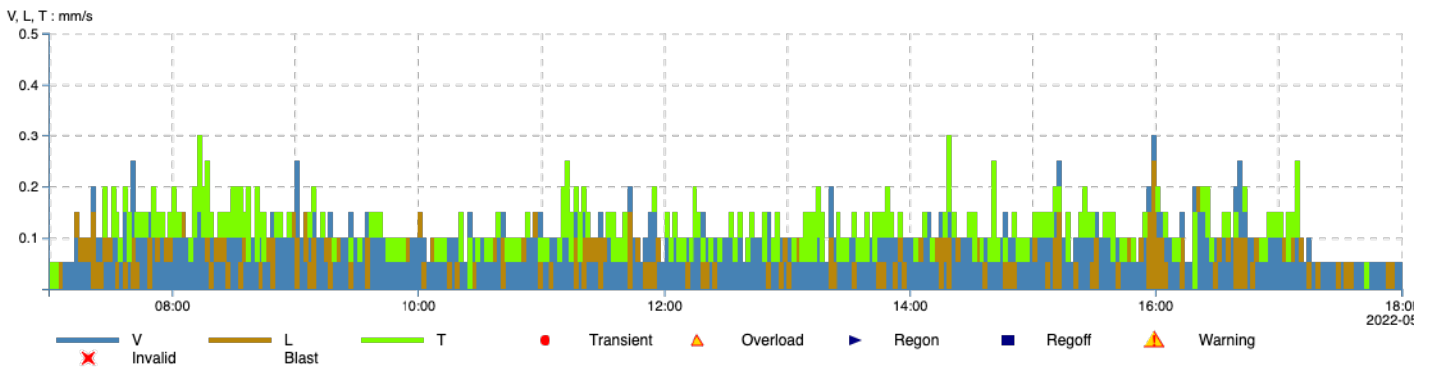


X-span 2022-05-26 07:00:00 - 2022-05-26 18:00:00

Y-span Lmax, Leq : dBA: 40.48 - 68.040

	Lmax	Leq
Max	67.100 dBA	51.30 dBA
Date	2022-05-26	2022-05-26
Time	11:00:00	11:00:00

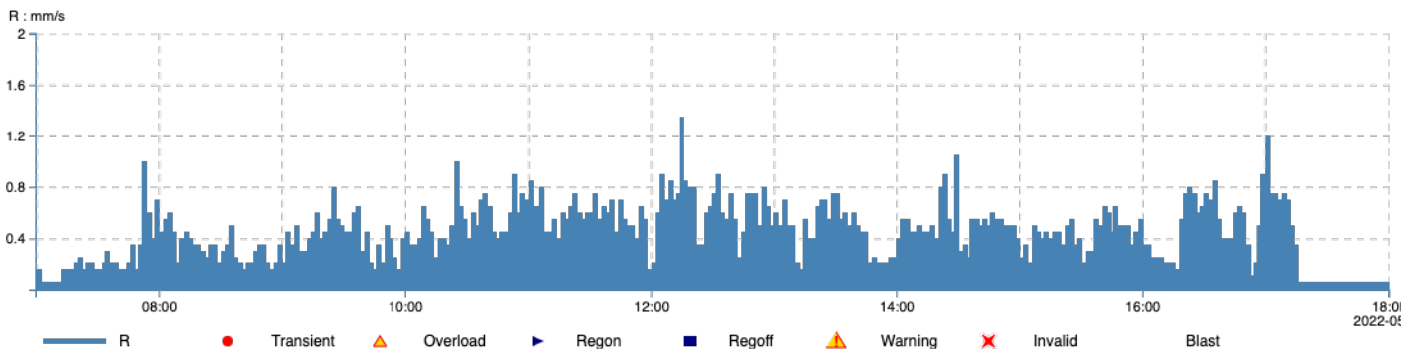
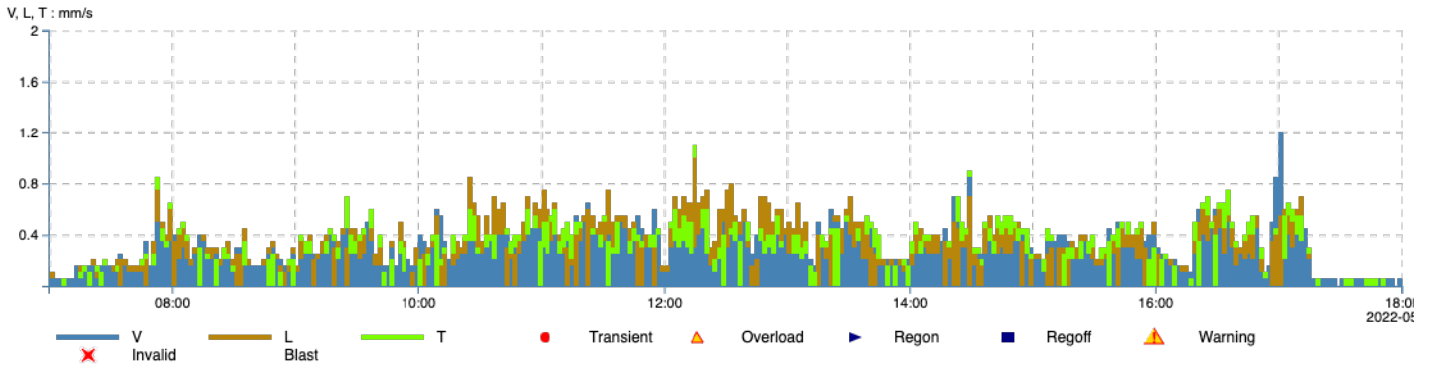
Project SM Parramatta
Project maintainer ██████████
Customer Delta Group
Customer contact ██████████
Time frame 2022-05-26 07:00 - 2022-05-26 18:00 (Australia/Sydney)
Measure point MP_7
Location Roxy
Sensor type C22
Serial no. 101604
Master(s) serial no. 101604
Latest calibration 2021-10-01
Standard AS 2187.2-2006 250mm/s 2-250Hz
Unit mm/s
Quantity Velocity
Interval time 2 min
Max V: 0.30 mm/s, L: 0.25 mm/s, T: 0.30 mm/s, R: 0.30 mm/s



X-span 2022-05-26 07:00:00 - 2022-05-26 18:00:00
Y-span V, L, T : mm/s: 0.0 - 0.50, R : mm/s: 0.0 - 0.50

	V	L	T	R
Max	0.30 mm/s	0.25 mm/s	0.30 mm/s	0.30 mm/s
Date	2022-05-26	2022-05-26	2022-05-26	2022-05-26
Time	16:00:00	16:00:00	08:14:00	07:42:00

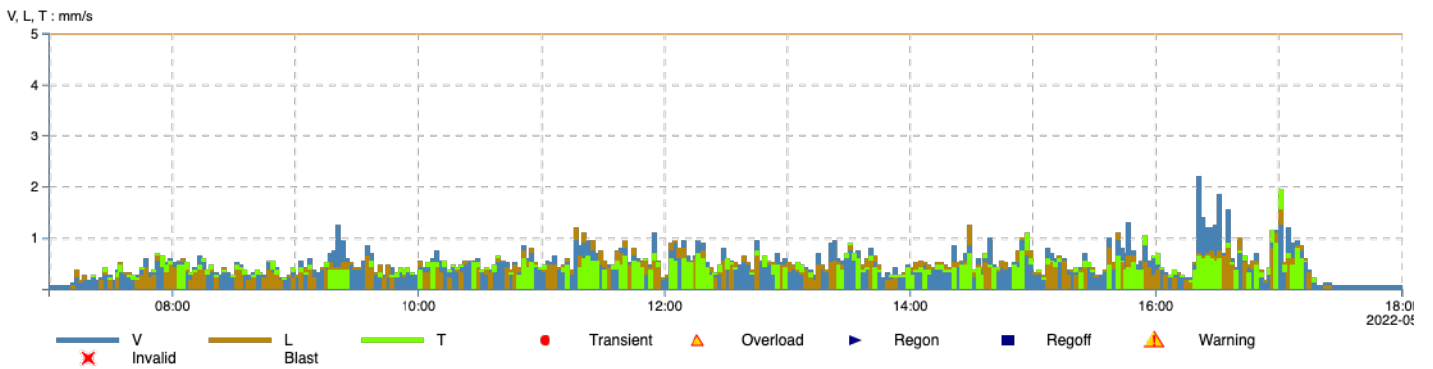
Project SM Parramatta
Project maintainer ██████████
Customer Delta Group
Customer contact ██████████
Time frame 2022-05-26 07:00 - 2022-05-26 18:00 (Australia/Sydney)
Measure point MP_8
Location 62-64 Macquarie St - West (Kia Ora Bldg)
Sensor type C22
Serial no. 106838
Master(s) serial no. 106838
Latest calibration 2021-06-01
Standard AS 2187.2-2006 250mm/s 2-250Hz
Unit mm/s
Quantity Velocity
Interval time 2 min
Max V: 1.20 mm/s, L: 1.0 mm/s, T: 1.10 mm/s, R: 1.35 mm/s



X-span 2022-05-26 07:00:00 - 2022-05-26 18:00:00
Y-span V, L, T : mm/s: 0.0 - 2.0, R : mm/s: 0.0 - 2.0

	V	L	T	R
Max	1.20 mm/s	1.0 mm/s	1.10 mm/s	1.35 mm/s
Date	2022-05-26	2022-05-26	2022-05-26	2022-05-26
Time	17:02:00	12:16:00	12:16:00	12:16:00

Project SM Parramatta
Project maintainer ██████████
Customer Delta Group
Customer contact ██████████
Time frame 2022-05-26 07:00 - 2022-05-26 18:00 (Australia/Sydney)
Measure point MP_9
Location 62-64 Macquarie St - North (Kia Ora Bldg)
Sensor type V12
Serial no. 21760
Master(s) serial no. 7724
Latest calibration 2021-09-21
Standard AS 2187.2-2006
 250 mm/s 2-250Hz
Unit mm/s
Quantity Velocity
Interval time 2 min
Max V: 2.20 mm/s, L: 1.55 mm/s, T: 1.95 mm/s

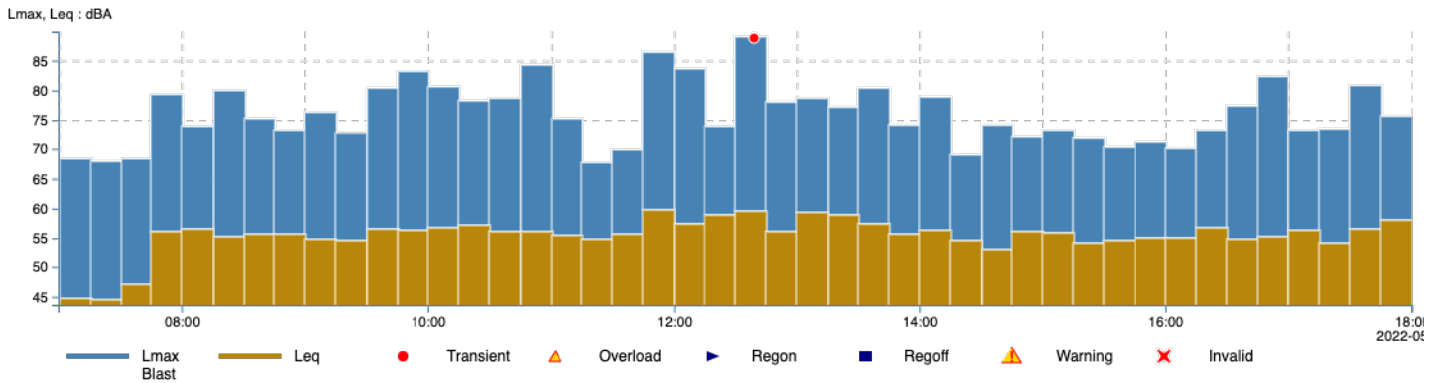


X-span 2022-05-26 07:00:00 - 2022-05-26 18:00:00

Y-span V, L, T : mm/s: 0.0 - 5.0

	V	L	T
Max	2.20 mm/s	1.55 mm/s	1.95 mm/s
Date	2022-05-26	2022-05-26	2022-05-26
Time	16:22:00	17:02:00	17:02:00

Project SM Parramatta
Project maintainer ██████████
Customer Delta Group
Customer contact ██████████
Time frame 2022-05-26 07:00 - 2022-05-26 18:00 (Australia/Sydney)
Measure point MP_10
Location 240 Church St
Sensor type S50
Serial no. 11103
Master(s) serial no. 7725
Latest calibration 2020-10-30
Standard Lmax + Leq
 40-115 dBA Fast
Unit dBA
Quantity Sound Pres.Level, Eqv.Sound Pres.L
Interval time 15 min
Max Lmax: 88.90 dBA, Leq: 59.70 dBA

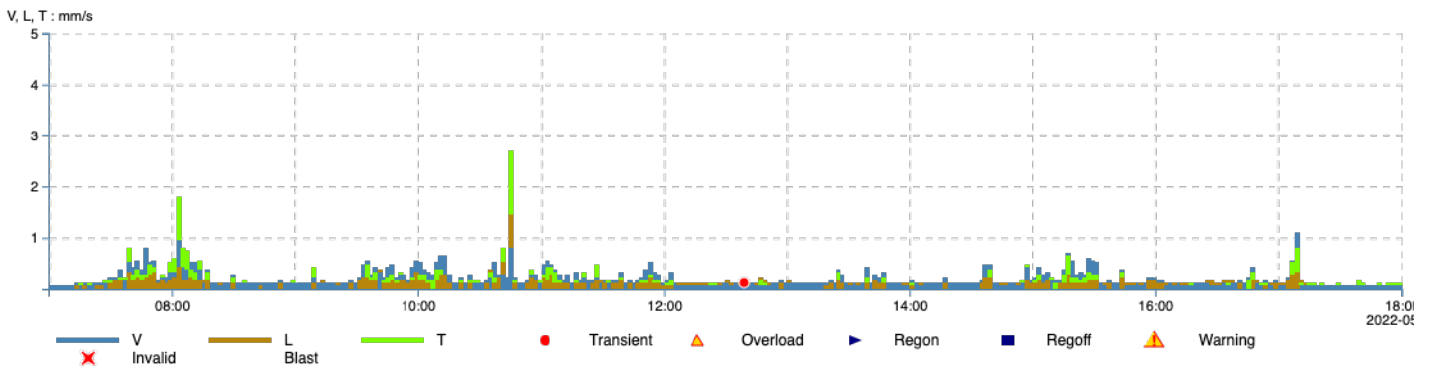


X-span 2022-05-26 07:00:00 - 2022-05-26 18:00:00

Y-span Lmax, Leq : dBA: 43.74 - 89.96

Max	Lmax	88.90 dBA	Leq	59.70 dBA
Date		2022-05-26		2022-05-26
Time		12:45:00		12:00:00

Project SM Parramatta
Project maintainer ██████████
Customer ██████████
Customer contact Angus Lumsden (+61431501281)
Time frame 2022-05-26 07:00 - 2022-05-26 18:00 (Australia/Sydney)
Measure point MP_11
Location 240 Church St
Sensor type V12
Serial no. 26270
Master(s) serial no. 7725
Latest calibration 2021-09-21
Standard AS 2187.2-2006
 250 mm/s 2-250Hz
Unit mm/s
Quantity Velocity
Interval time 2 min
Max V: 1.10 mm/s, L: 1.45 mm/s, T: 2.70 mm/s

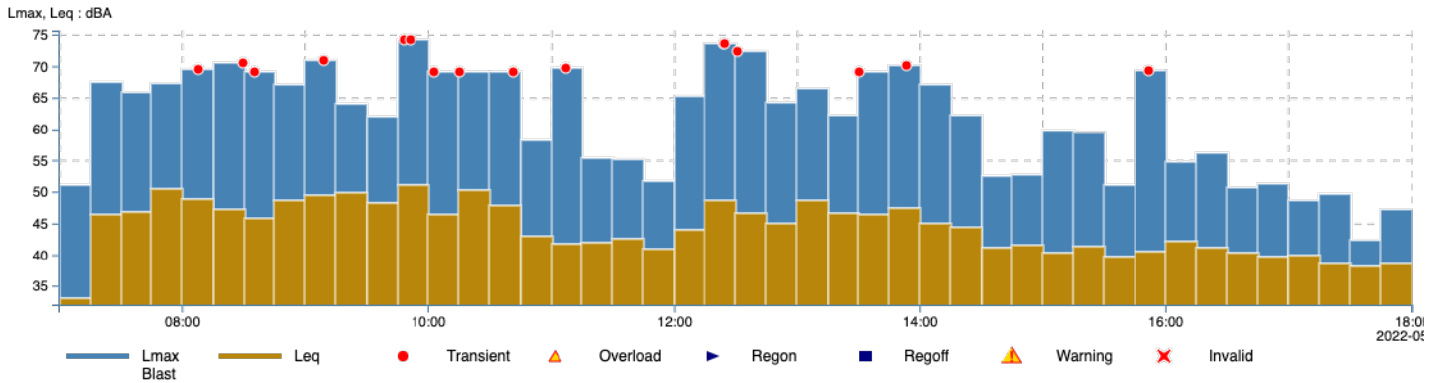


X-span 2022-05-26 07:00:00 - 2022-05-26 18:00:00

Y-span V, L, T : mm/s: 0.0 - 5.0

	V	L	T
Max	1.10 mm/s	1.45 mm/s	2.70 mm/s
Date	2022-05-26	2022-05-26	2022-05-26
Time	17:10:00	10:46:00	10:46:00

Project SM Parramatta
Project maintainer ██████████
Customer Delta Group
Customer contact ██████████
Time frame 2022-05-26 07:00 - 2022-05-26 18:00 (Australia/Sydney)
Measure point MP_12
Location 216-218 Church st
Sensor type S50
Serial no. 10439
Master(s) serial no. 2332
Latest calibration 2022-02-13
Standard Lmax + Leq
 40-115 dBA Fast
Unit dBA
Quantity Sound Pres.Level, Eqv.Sound Pres.L
Interval time 15 min
dB Corr -6 dB
Max Lmax: 74.100 dBA, Leq: 51.10 dBA

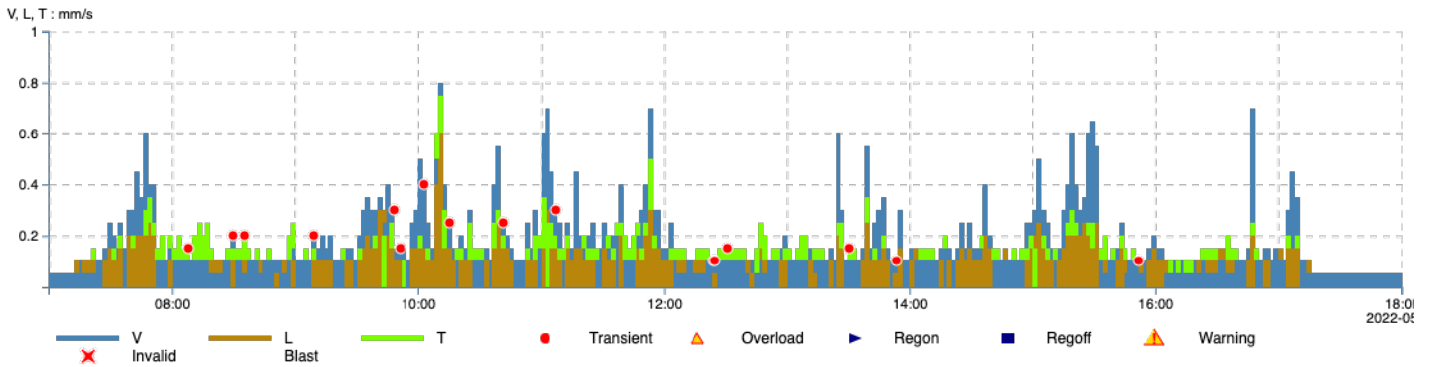


X-span 2022-05-26 07:00:00 - 2022-05-26 18:00:00

Y-span Lmax, Leq : dBA: 32.095 - 75.69

	Lmax	Leq
Max	74.100 dBA	51.10 dBA
Date	2022-05-26	2022-05-26
Time	10:00:00	10:00:00

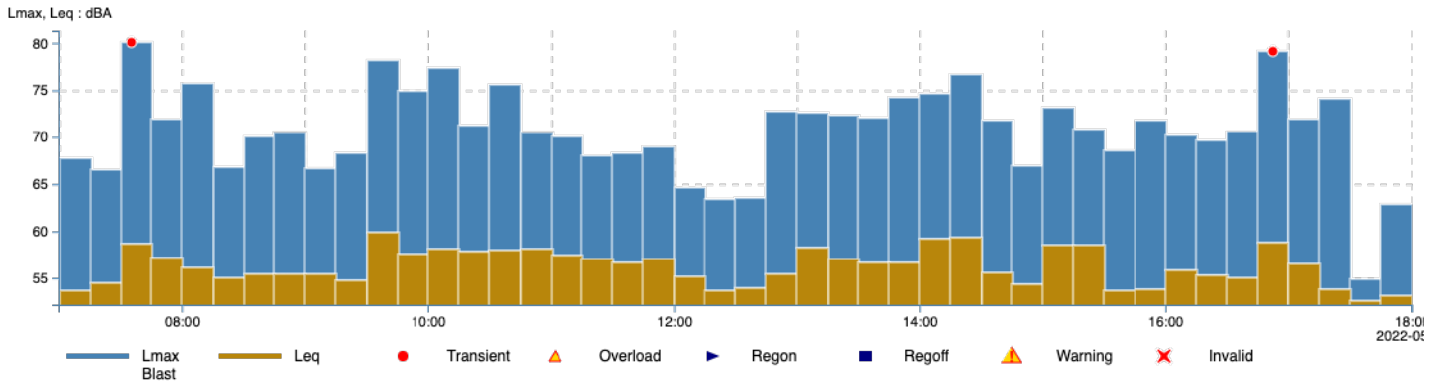
Project SM Parramatta
Project maintainer ██████████
Customer Delta Group
Customer contact ██████████
Time frame 2022-05-26 07:00 - 2022-05-26 18:00 (Australia/Sydney)
Measure point MP_13
Location 216-218 Church St
Sensor type V12
Serial no. 25760
Master(s) serial no. 2332
Latest calibration 2019-08-08
Standard AS 2187.2-2006
 250 mm/s 2-250Hz
Unit mm/s
Quantity Velocity
Interval time 2 min
Max V: 0.80 mm/s, L: 0.60 mm/s, T: 0.75 mm/s



X-span 2022-05-26 07:00:00 - 2022-05-26 18:00:00
Y-span V, L, T : mm/s: 0.0 - 1.0

	V	L	T
Max	0.80 mm/s	0.60 mm/s	0.75 mm/s
Date	2022-05-26	2022-05-26	2022-05-26
Time	10:12:00	10:12:00	10:12:00

Project SM Parramatta
Project maintainer ██████████
Customer Delta Group
Customer contact ██████████
Time frame 2022-05-26 07:00 - 2022-05-26 18:00 (Australia/Sydney)
Measure point MP_14
Location 211 Church St
Sensor type S50
Serial no. 9923
Master(s) serial no. 2255
Latest calibration 2022-02-10
Standard Lmax + Leq
 55-130 dBA Fast
Unit dBA
Quantity Sound Pres.Level, Eqv.Sound Pres.L
Interval time 15 min
dB Corr -6 dB
Max Lmax: 80.100 dBA, Leq: 59.90 dBA

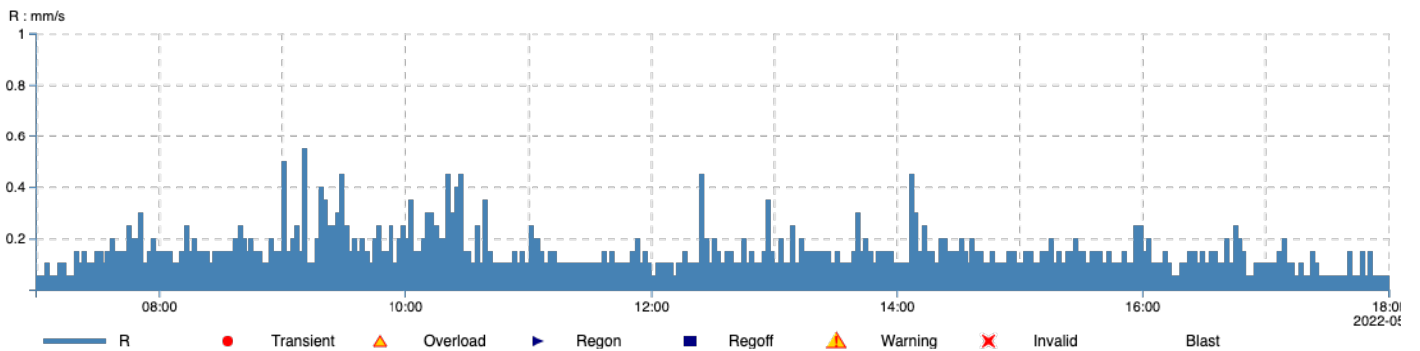
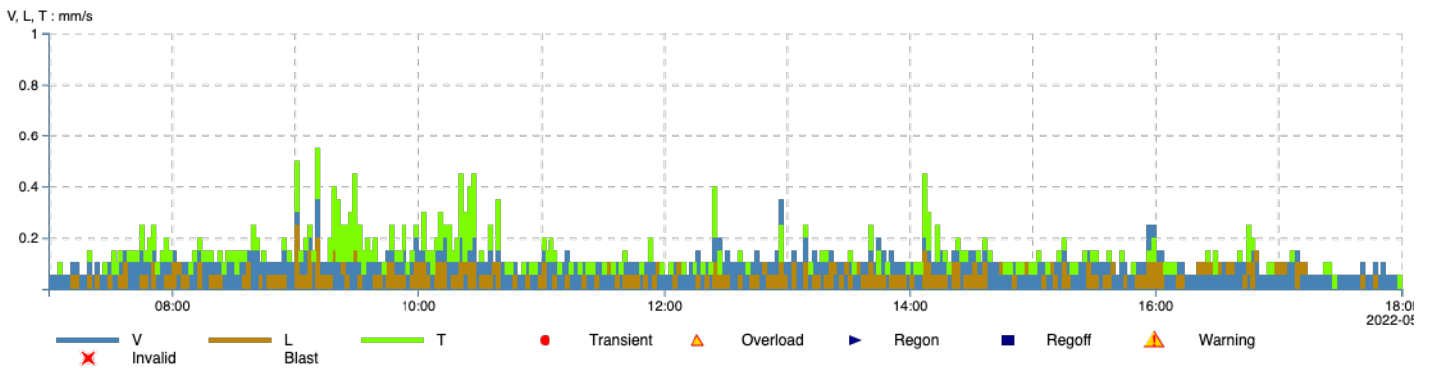


X-span 2022-05-26 07:00:00 - 2022-05-26 18:00:00

Y-span Lmax, Leq : dBA: 52.23 - 81.36

	Lmax	Leq
Max	80.100 dBA	59.90 dBA
Date	2022-05-26	2022-05-26
Time	07:45:00	09:45:00

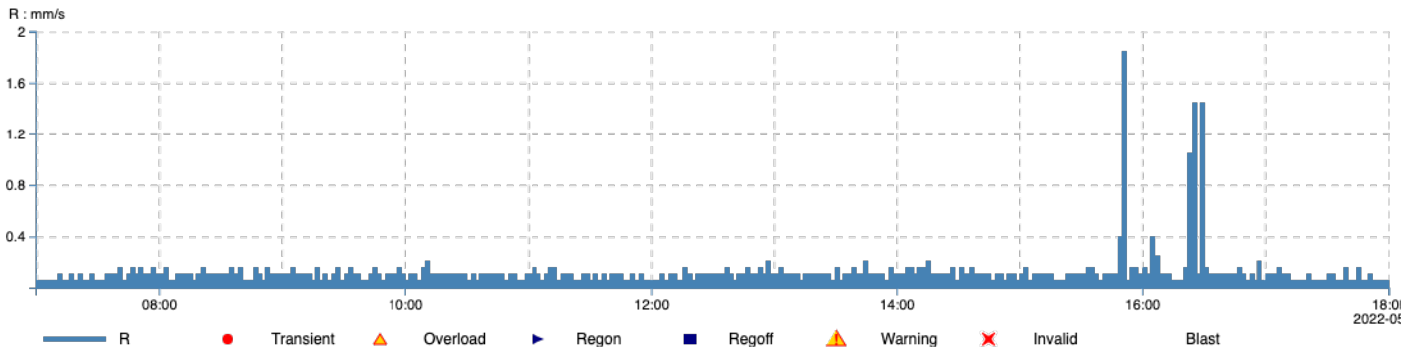
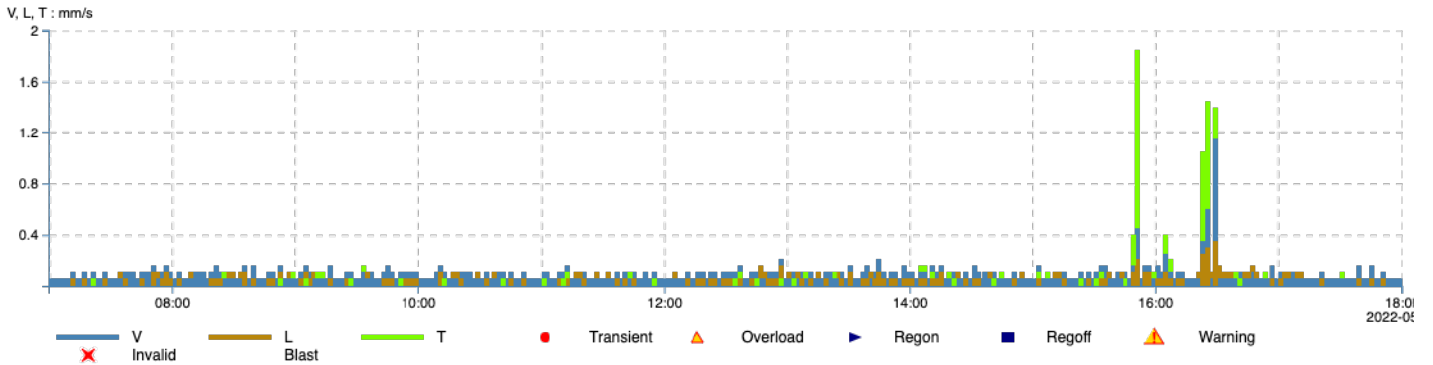
Project SM Parramatta
Project maintainer ██████████
Customer Delta Group
Customer contact ██████████
Time frame 2022-05-26 07:00 - 2022-05-26 18:00 (Australia/Sydney)
Measure point MP_15
Location 43-47 George St - East Facade
Sensor type C22
Serial no. 107549
Master(s) serial no. 107549
Latest calibration 2021-09-19
Standard AS 2187.2-2006 250mm/s 2-250Hz
Unit mm/s
Quantity Velocity
Interval time 2 min
Max V: 0.35 mm/s, L: 0.25 mm/s, T: 0.55 mm/s, R: 0.55 mm/s



X-span 2022-05-26 07:00:00 - 2022-05-26 18:00:00
Y-span V, L, T : mm/s: 0.0 - 1.0, R : mm/s: 0.0 - 1.0

	V	L	T	R
Max	0.35 mm/s	0.25 mm/s	0.55 mm/s	0.55 mm/s
Date	2022-05-26	2022-05-26	2022-05-26	2022-05-26
Time	09:12:00	09:02:00	09:12:00	09:12:00

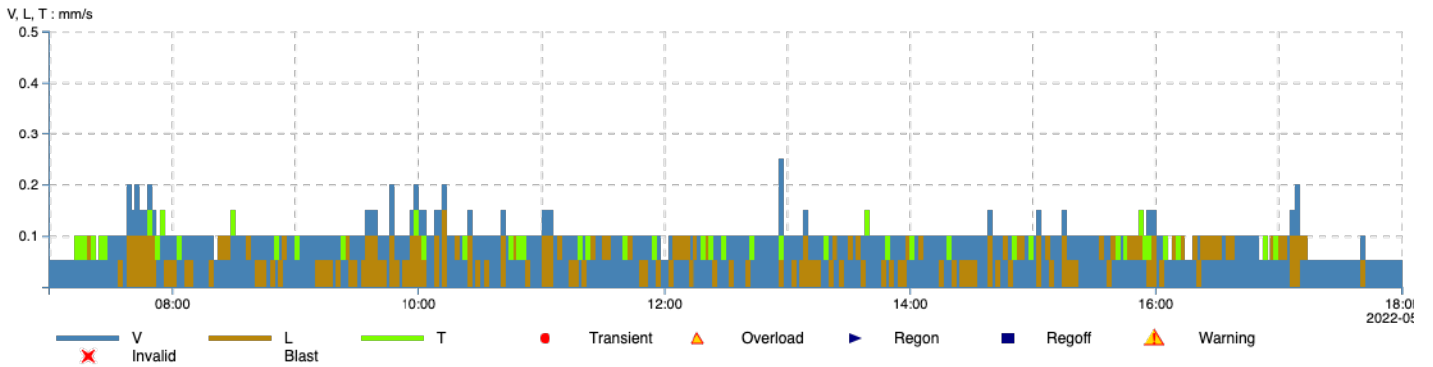
Project SM Parramatta
Project maintainer ██████████
Customer Delta Group
Customer contact ██████████
Time frame 2022-05-26 07:00 - 2022-05-26 18:00 (Australia/Sydney)
Measure point MP_16
Location 43-47 George St - West Facade
Sensor type C22
Serial no. 107553
Master(s) serial no. 107553
Latest calibration 2021-09-25
Standard AS 2187.2-2006 250mm/s 2-250Hz
Unit mm/s
Quantity Velocity
Interval time 2 min
Max V: 1.15 mm/s, L: 0.35 mm/s, T: 1.85 mm/s, R: 1.85 mm/s



X-span 2022-05-26 07:00:00 - 2022-05-26 18:00:00
Y-span V, L, T : mm/s: 0.0 - 2.0, R : mm/s: 0.0 - 2.0

	V	L	T	R
Max	1.15 mm/s	0.35 mm/s	1.85 mm/s	1.85 mm/s
Date	2022-05-26	2022-05-26	2022-05-26	2022-05-26
Time	16:30:00	16:30:00	15:52:00	15:52:00

Project SM Parramatta
Project maintainer ██████████
Customer Delta Group
Customer contact ████████████████████
Time frame 2022-05-26 07:00 - 2022-05-26 18:00 (Australia/Sydney)
Measure point MP_17
Location IGA 37-39 George St
Sensor type V12
Serial no. 25910
Master(s) serial no. 2477
Latest calibration 2020-10-23
Standard AS 2187.2-2006
 250 mm/s 2-250Hz
Unit mm/s
Quantity Velocity
Interval time 2 min
Max V: 0.25 mm/s, L: 0.15 mm/s, T: 0.15 mm/s

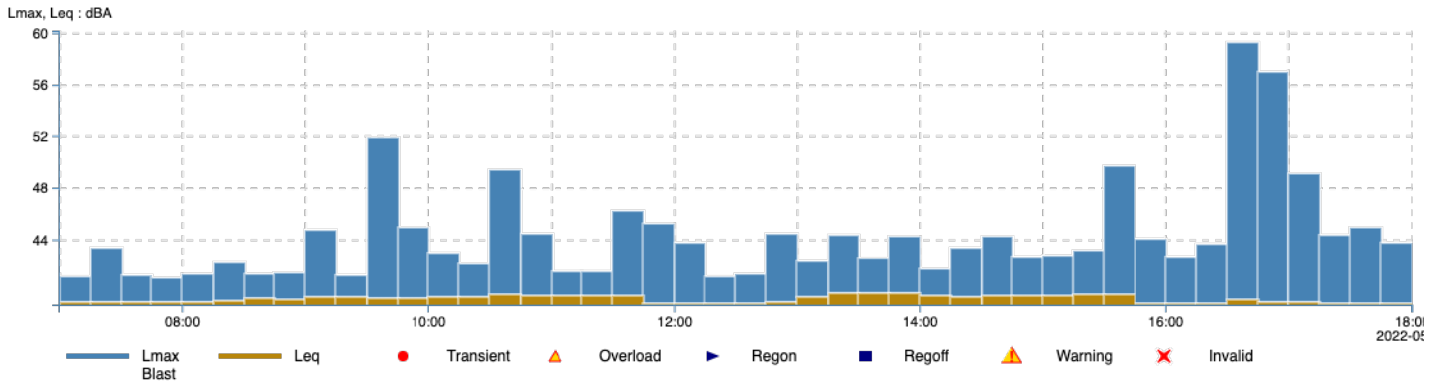


X-span 2022-05-26 07:00:00 - 2022-05-26 18:00:00

Y-span V, L, T : mm/s: 0.0 - 0.50

	V	L	T
Max	0.25 mm/s	0.15 mm/s	0.15 mm/s
Date	2022-05-26	2022-05-26	2022-05-26
Time	12:58:00	10:12:00	07:50:00

Project SM Parramatta
Project maintainer [REDACTED]
Customer Delta Group
Customer contact [REDACTED]
Time frame 2022-05-26 07:00 - 2022-05-26 18:00 (Australia/Sydney)
Measure point MP_18
Location IGA 37-39 George st
Sensor type S50
Serial no. 10786
Master(s) serial no. 2477
Latest calibration 2022-02-10
Standard Lmax + Leq
 40-115 dBA Fast
Unit dBA
Quantity Sound Pres.Level, Eqv.Sound Pres.L
Interval time 15 min
dB Corr -6 dB
Max Lmax: 59.30 dBA, Leq: 39.80 dBA

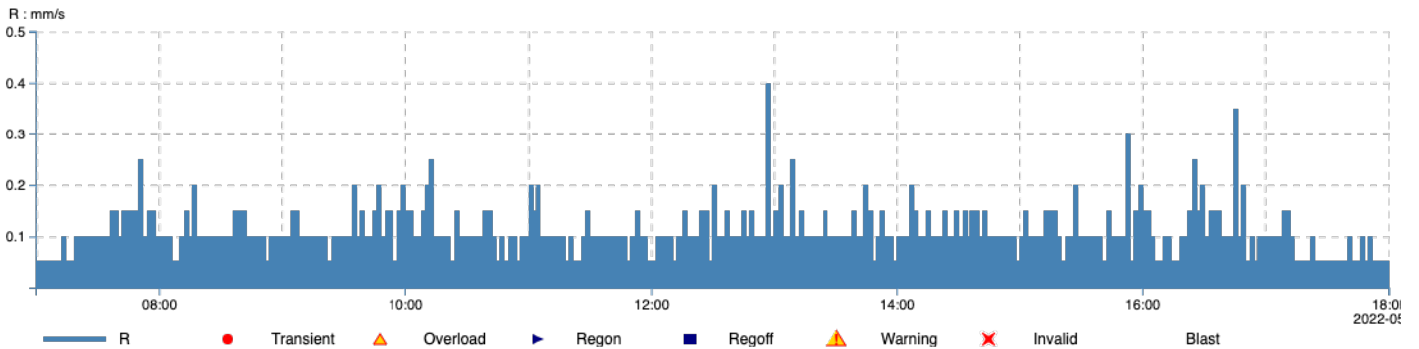
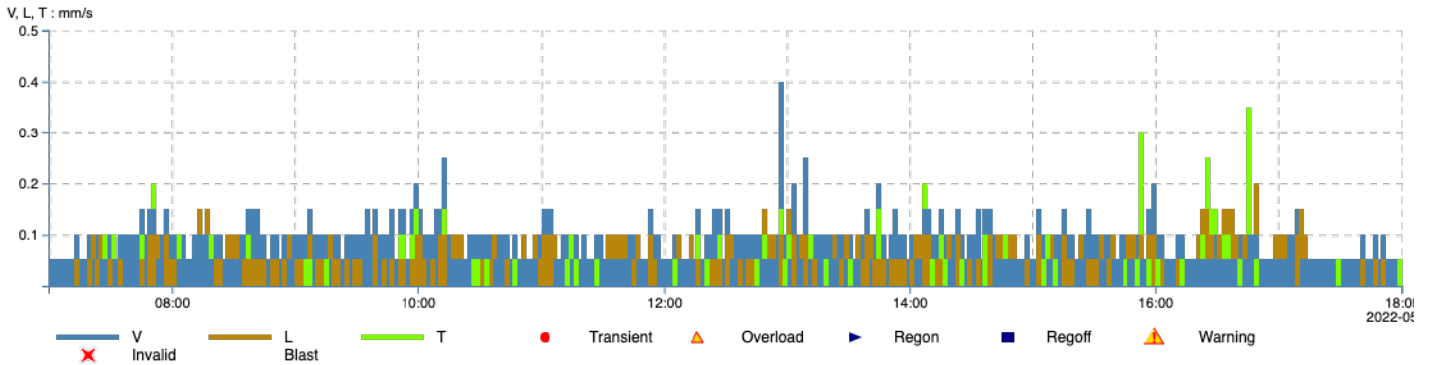


X-span 2022-05-26 07:00:00 - 2022-05-26 18:00:00

Y-span Lmax, Leq : dBA: 38.96 - 60.21

	Lmax	Leq
Max	59.30 dBA	39.80 dBA
Date	2022-05-26	2022-05-26
Time	16:45:00	13:30:00

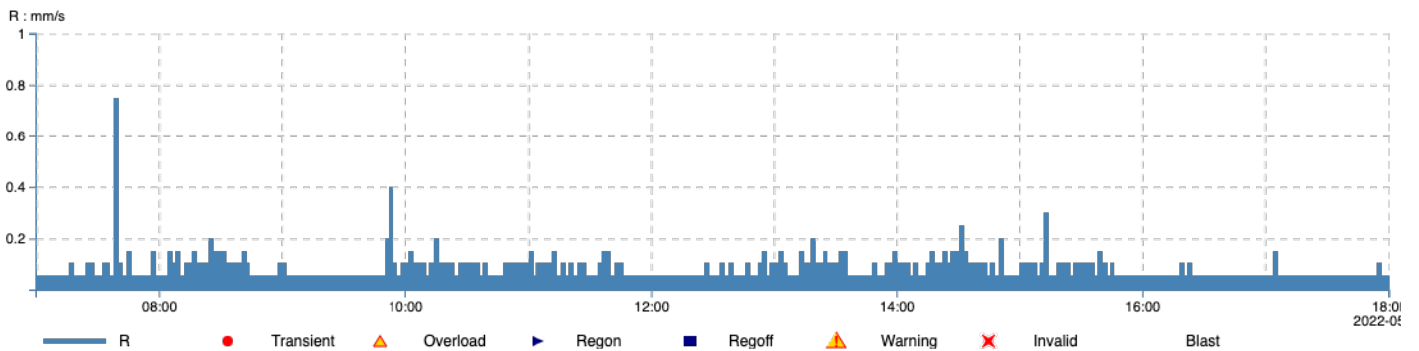
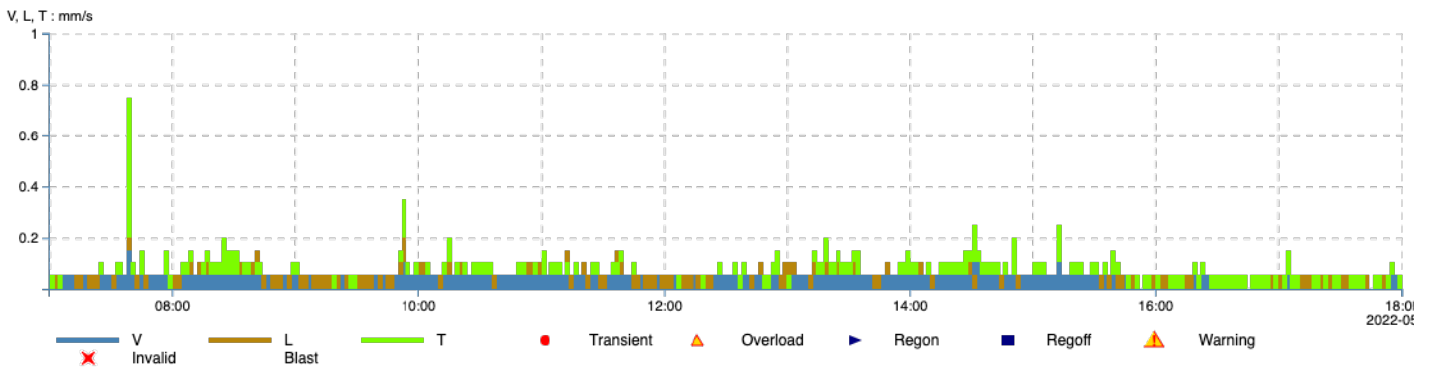
Project SM Parramatta
Project maintainer ██████████
Customer Delta Group
Customer contact ██████████
Time frame 2022-05-26 07:00 - 2022-05-26 18:00 (Australia/Sydney)
Measure point MP_19
Location 43-47 George St - South Facade
Sensor type C22
Serial no. 107554
Master(s) serial no. 107554
Latest calibration 2021-09-25
Standard AS 2187.2-2006 250mm/s 2-250Hz
Unit mm/s
Quantity Velocity
Interval time 2 min
Max V: 0.40 mm/s, L: 0.20 mm/s, T: 0.35 mm/s, R: 0.40 mm/s



X-span 2022-05-26 07:00:00 - 2022-05-26 18:00:00
Y-span V, L, T : mm/s: 0.0 - 0.50, R : mm/s: 0.0 - 0.50

	V	L	T	R
Max	0.40 mm/s	0.20 mm/s	0.35 mm/s	0.40 mm/s
Date	2022-05-26	2022-05-26	2022-05-26	2022-05-26
Time	12:58:00	16:50:00	16:46:00	12:58:00

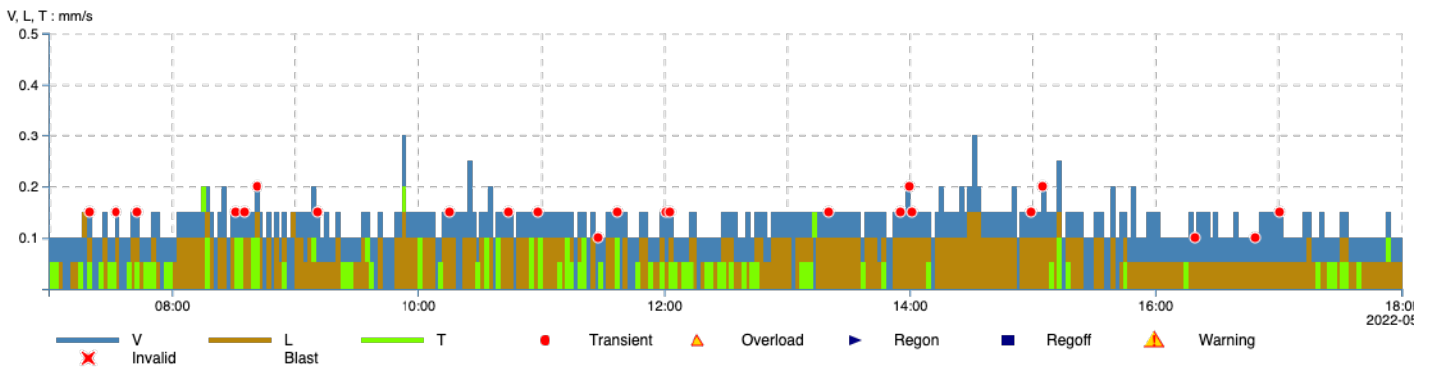
Project SM Parramatta
Project maintainer ██████████
Customer Delta Group
Customer contact ██████████
Time frame 2022-05-27 07:00 - 2022-05-27 18:00 (Australia/Sydney)
Measure point MP_1
Location 25 Smith St - UG Parking
Sensor type C22
Serial no. 102620
Master(s) serial no. 102620
Latest calibration 2021-09-21
Standard AS 2187.2-2006 250mm/s 2-250Hz
Unit mm/s
Quantity Velocity
Interval time 2 min
Max V: 0.15 mm/s, L: 0.20 mm/s, T: 0.75 mm/s, R: 0.75 mm/s



X-span 2022-05-27 07:00:00 - 2022-05-27 18:00:00
Y-span V, L, T : mm/s: 0.0 - 1.0, R : mm/s: 0.0 - 1.0

	V	L	T	R
Max	0.15 mm/s	0.20 mm/s	0.75 mm/s	0.75 mm/s
Date	2022-05-27	2022-05-27	2022-05-27	2022-05-27
Time	07:40:00	07:40:00	07:40:00	07:40:00

Project SM Parramatta
Project maintainer ██████████
Customer Delta Group
Customer contact ██████████
Time frame 2022-05-27 07:00 - 2022-05-27 18:00 (Australia/Sydney)
Measure point MP_2
Location 25 Smith St - Level 6
Sensor type V12
Serial no. 25110
Master(s) serial no. 2478
Latest calibration 2021-09-23
Standard AS 2187.2-2006
 250 mm/s 2-250Hz
Unit mm/s
Quantity Velocity
Interval time 2 min
Max V: 0.30 mm/s, L: 0.15 mm/s, T: 0.20 mm/s

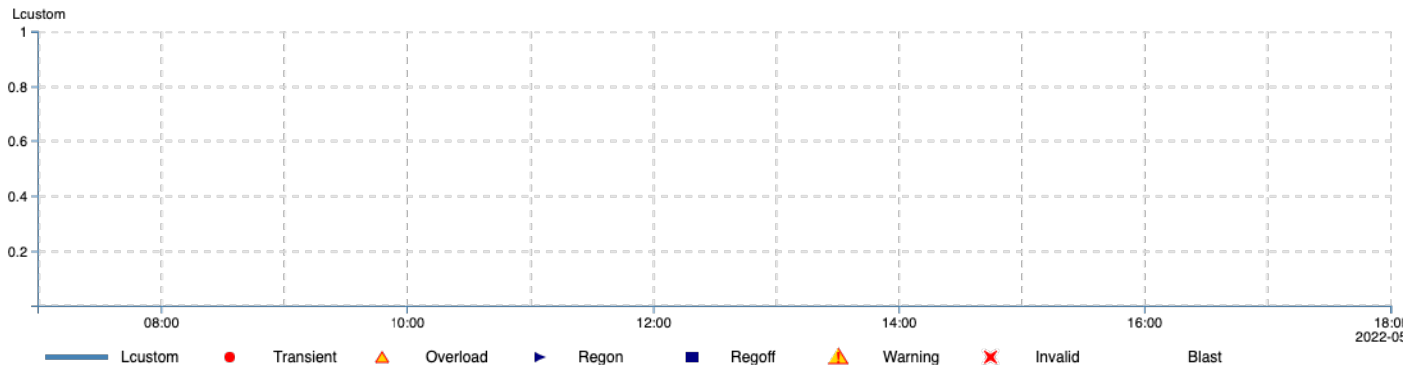
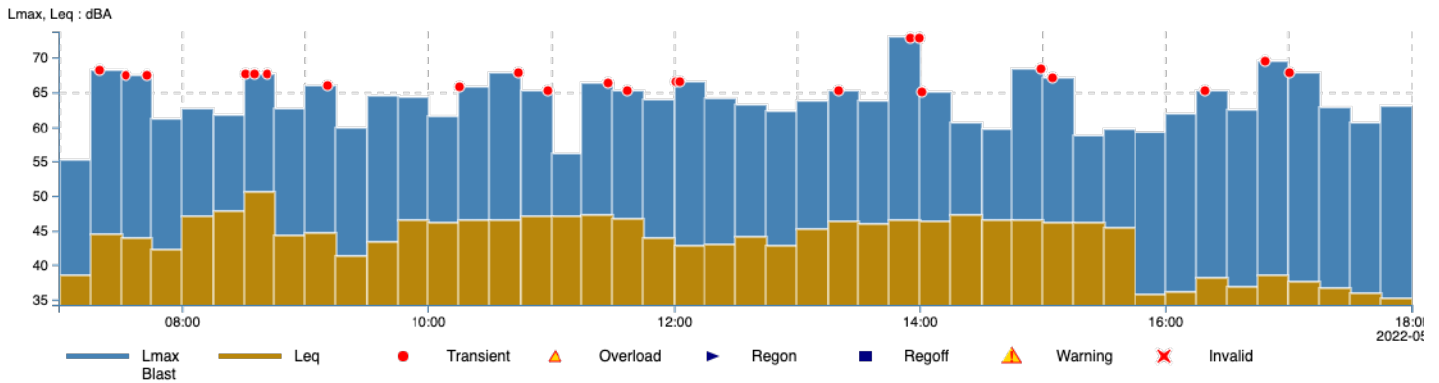


X-span 2022-05-27 07:00:00 - 2022-05-27 18:00:00

Y-span V, L, T : mm/s: 0.0 - 0.50

	V	L	T
Max	0.30 mm/s	0.15 mm/s	0.20 mm/s
Date	2022-05-27	2022-05-27	2022-05-27
Time	09:54:00	07:18:00	08:16:00

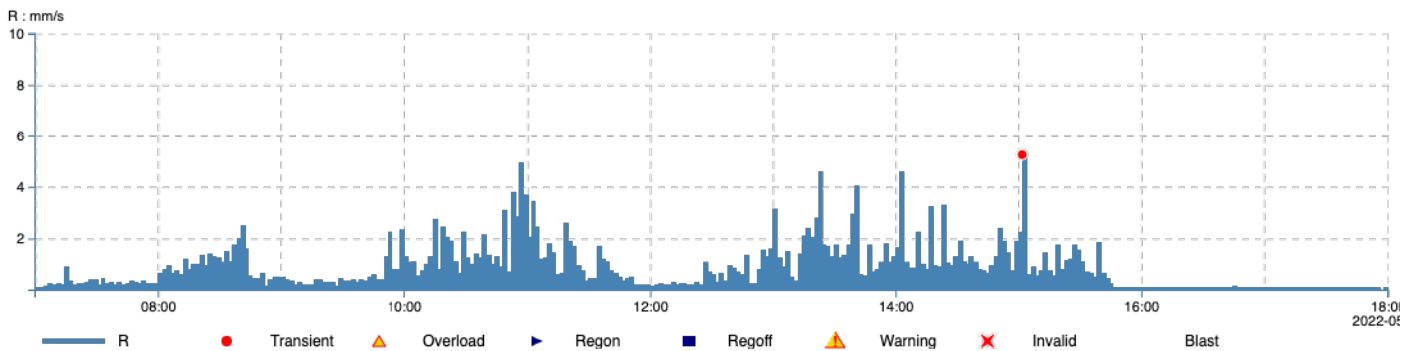
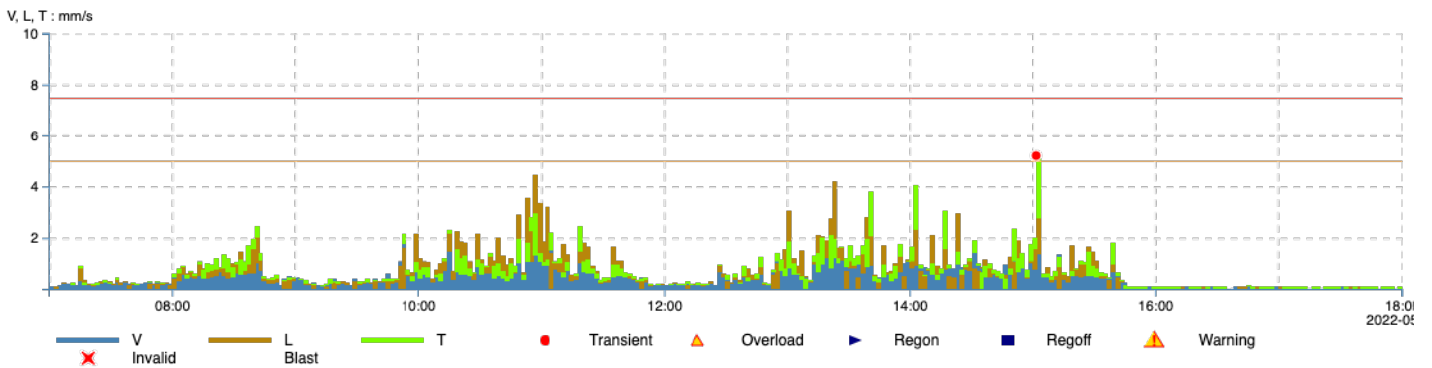
Project SM Parramatta
Project maintainer ██████████
Customer Delta Group
Customer contact ██████████
Time frame 2022-05-27 07:00 - 2022-05-27 18:00 (Australia/Sydney)
Measure point MP_3
Location 25 Smith St - Level 6
Sensor type S50
Serial no. 10883
Master(s) serial no. 2478
Latest calibration 2021-09-21
Standard Lmax + Leq
 30-105 dBA Fast
Unit dBA
Quantity Sound Pres.Level, Eqv.Sound Pres.L
Interval time 15 min
Max Lmax: 72.90 dBA, Leq: 50.60 dBA, Lcustom:



X-span 2022-05-27 07:00:00 - 2022-05-27 18:00:00
Y-span Lmax, Leq : dBA: 34.33 - 73.79, Lcustom: 0.0 - 1.0

	Lmax	Leq	Lcustom
Max	72.90 dBA	50.60 dBA	-
Date	2022-05-27	2022-05-27	-
Time	14:00:00	08:45:00	-

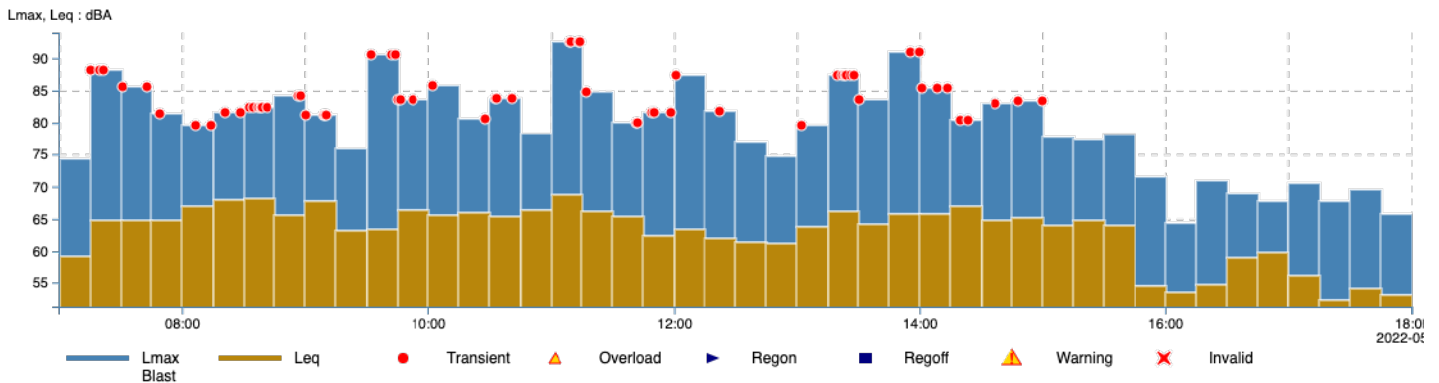
Project SM Parramatta
Project maintainer ██████████
Customer Delta Group
Customer contact ██████████
Time frame 2022-05-27 07:00 - 2022-05-27 18:00 (Australia/Sydney)
Measure point MP_4
Location 62-64 Macquarie St - East (Kia Ora Bldg)
Sensor type C22
Serial no. 102365
Master(s) serial no. 102365
Latest calibration 2021-09-29
Standard AS 2187.2-2006 250mm/s 2-250Hz
Unit mm/s
Quantity Velocity
Interval time 2 min
Max V: 1.75 mm/s, L: 4.45 mm/s, T: 5.20 mm/s, R: 5.25 mm/s



X-span 2022-05-27 07:00:00 - 2022-05-27 18:00:00
Y-span V, L, T : mm/s: 0.0 - 10.0, R : mm/s: 0.0 - 10.0

	V	L	T	R
Max	1.75 mm/s	4.45 mm/s	5.20 mm/s	5.25 mm/s
Date	2022-05-27	2022-05-27	2022-05-27	2022-05-27
Time	09:54:00	10:58:00	15:04:00	15:04:00

Project SM Parramatta
Project maintainer ██████████
Customer Delta Group
Customer contact ██████████
Time frame 2022-05-27 07:00 - 2022-05-27 18:00 (Australia/Sydney)
Measure point MP_5
Location 29 Smith St - L2 balcony
Sensor type S50
Serial no. 10835
Master(s) serial no. 2329
Latest calibration 2021-09-21
Standard Lmax + Leq
 55-130 dBA Fast
Unit dBA
Quantity Sound Pres.Level, Eqv.Sound Pres.L
Interval time 15 min
dB Corr -6 dB
Max Lmax: 92.60 dBA, Leq: 68.70 dBA

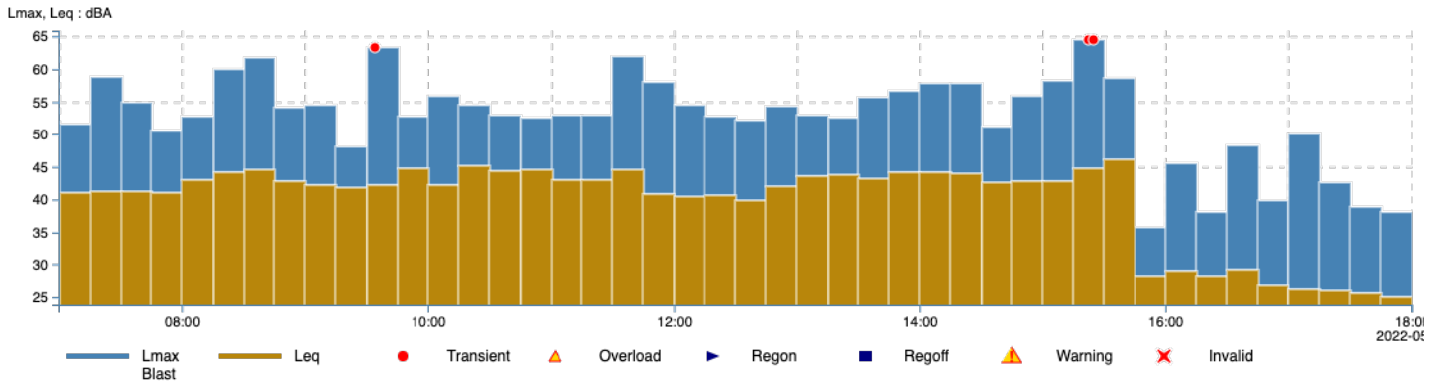


X-span 2022-05-27 07:00:00 - 2022-05-27 18:00:00

Y-span Lmax, Leq : dBA: 51.38 - 94.015

	Lmax	Leq
Max	92.60 dBA	68.70 dBA
Date	2022-05-27	2022-05-27
Time	11:15:00	11:15:00

Project SM Parramatta
Project maintainer ██████████
Customer Delta Group
Customer contact ██████████
Time frame 2022-05-27 07:00 - 2022-05-27 18:00 (Australia/Sydney)
Measure point MP_6
Location 119 Macquarie St (Leigh Memorial Church)
Sensor type S50
Serial no. 10887
Master(s) serial no. 2666
Latest calibration 2021-05-03
Standard Lmax + Leq
 30-105 dBA Fast
Unit dBA
Quantity Sound Pres.Level, Eqv.Sound Pres.L
Interval time 15 min
dB Corr -7 dB
Max Lmax: 64.50 dBA, Leq: 46.10 dBA

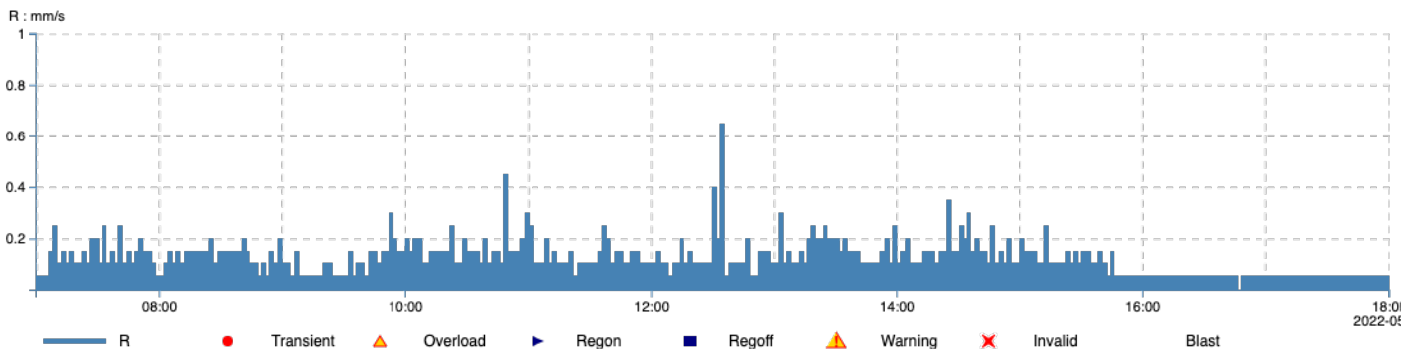
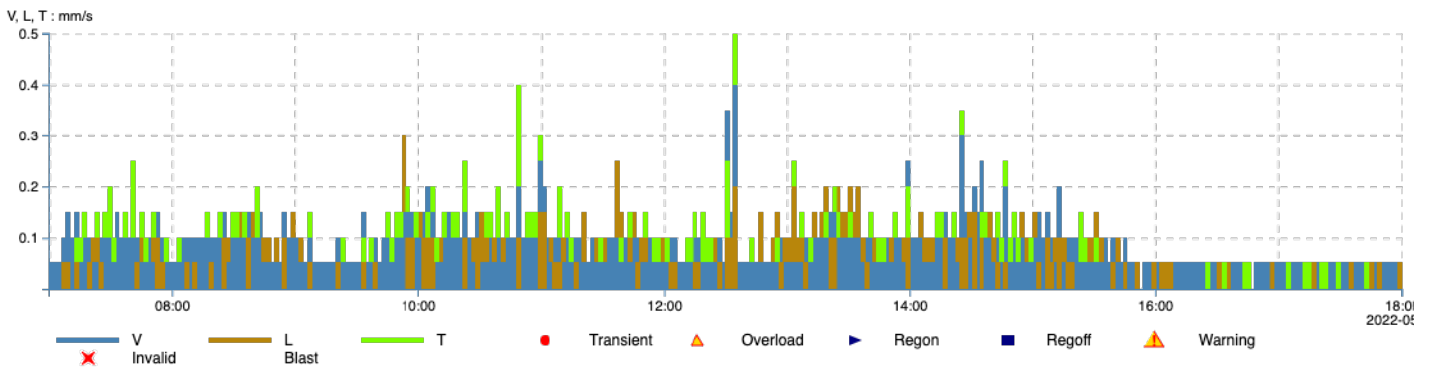


X-span 2022-05-27 07:00:00 - 2022-05-27 18:00:00

Y-span Lmax, Leq : dBA: 23.95 - 65.94

	Lmax	Leq
Max	64.50 dBA	46.10 dBA
Date	2022-05-27	2022-05-27
Time	15:30:00	15:45:00

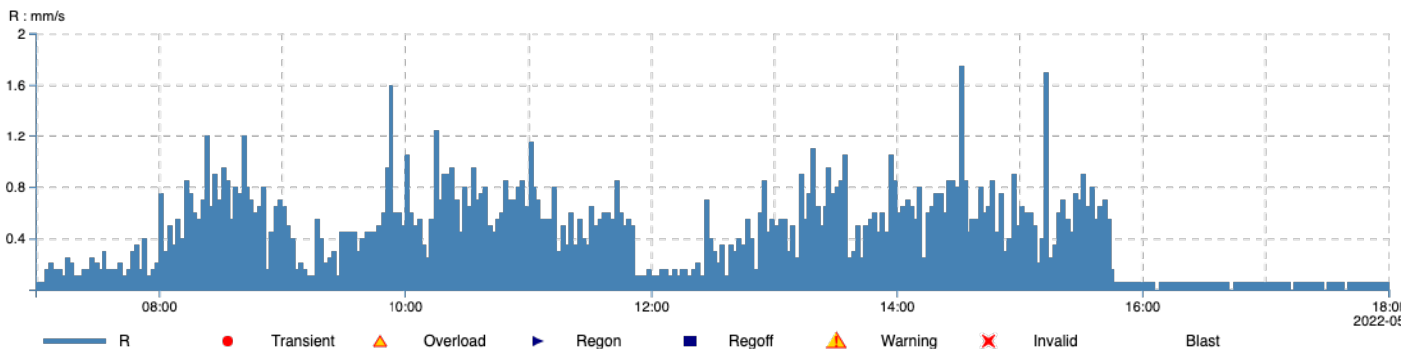
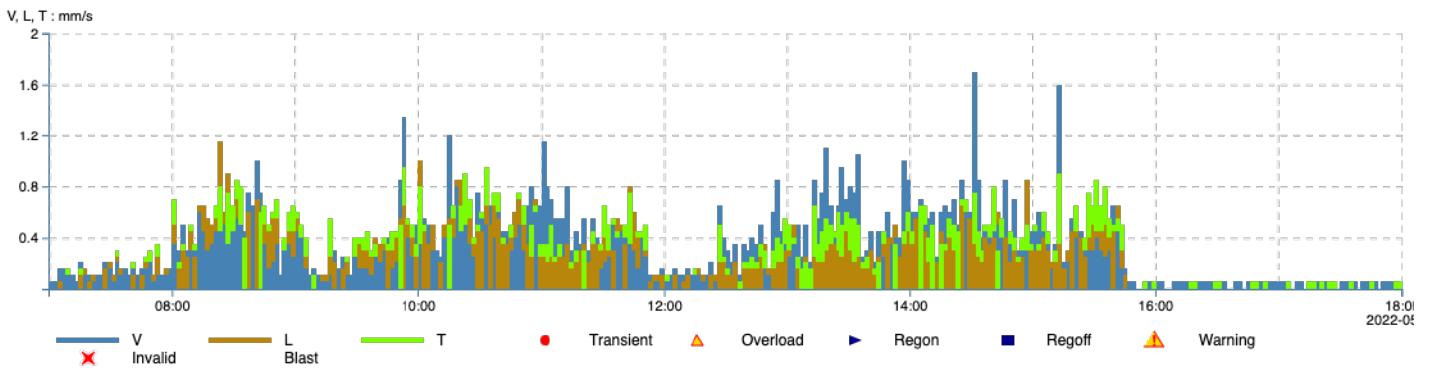
Project SM Parramatta
Project maintainer ██████████
Customer Delta Group
Customer contact ██████████
Time frame 2022-05-27 07:00 - 2022-05-27 18:00 (Australia/Sydney)
Measure point MP_7
Location Roxy
Sensor type C22
Serial no. 101604
Master(s) serial no. 101604
Latest calibration 2021-10-01
Standard AS 2187.2-2006 250mm/s 2-250Hz
Unit mm/s
Quantity Velocity
Interval time 2 min
Max V: 0.40 mm/s, L: 0.30 mm/s, T: 0.50 mm/s, R: 0.65 mm/s



X-span 2022-05-27 07:00:00 - 2022-05-27 18:00:00
Y-span V, L, T : mm/s: 0.0 - 0.50, R : mm/s: 0.0 - 1.0

	V	L	T	R
Max	0.40 mm/s	0.30 mm/s	0.50 mm/s	0.65 mm/s
Date	2022-05-27	2022-05-27	2022-05-27	2022-05-27
Time	12:36:00	09:54:00	12:36:00	12:36:00

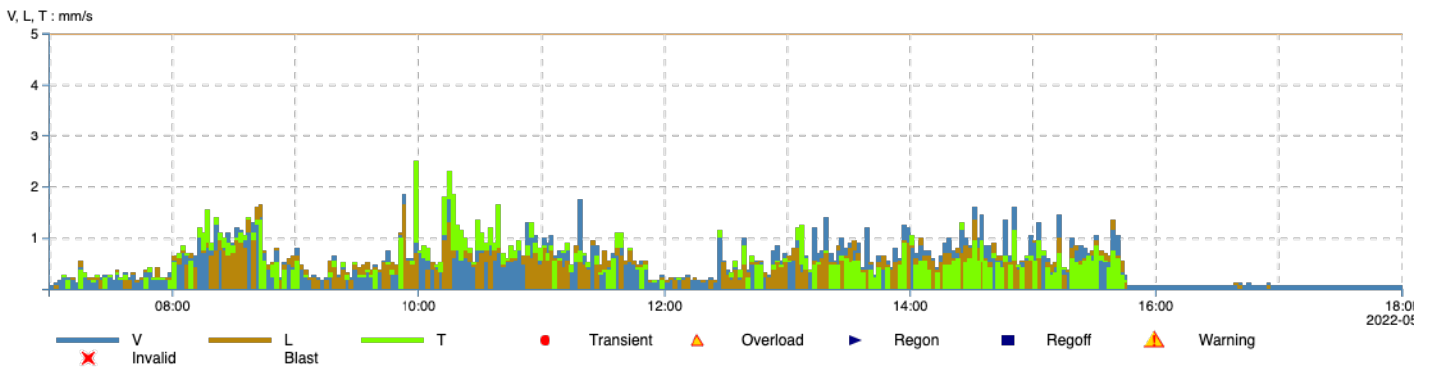
Project SM Parramatta
Project maintainer ██████████
Customer Delta Group
Customer contact ██████████
Time frame 2022-05-27 07:00 - 2022-05-27 18:00 (Australia/Sydney)
Measure point MP_8
Location 62-64 Macquarie St - West (Kia Ora Bldg)
Sensor type C22
Serial no. 106838
Master(s) serial no. 106838
Latest calibration 2021-06-01
Standard AS 2187.2-2006 250mm/s 2-250Hz
Unit mm/s
Quantity Velocity
Interval time 2 min
Max V: 1.70 mm/s, L: 1.15 mm/s, T: 0.95 mm/s, R: 1.75 mm/s



X-span 2022-05-27 07:00:00 - 2022-05-27 18:00:00
Y-span V, L, T : mm/s: 0.0 - 2.0, R : mm/s: 0.0 - 2.0

	V	L	T	R
Max	1.70 mm/s	1.15 mm/s	0.95 mm/s	1.75 mm/s
Date	2022-05-27	2022-05-27	2022-05-27	2022-05-27
Time	14:32:00	08:24:00	09:54:00	14:32:00

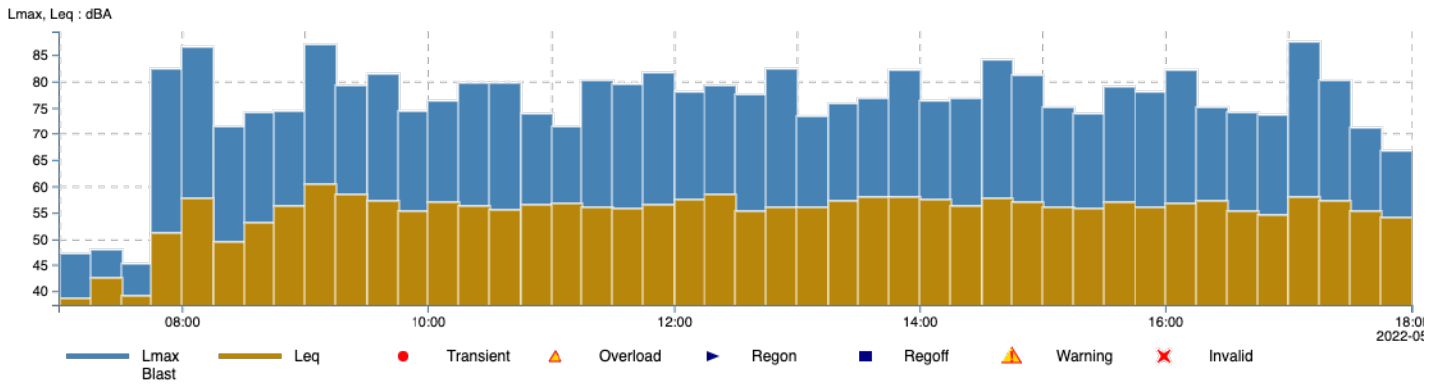
Project SM Parramatta
Project maintainer ██████████
Customer Delta Group
Customer contact ██████████
Time frame 2022-05-27 07:00 - 2022-05-27 18:00 (Australia/Sydney)
Measure point MP_9
Location 62-64 Macquarie St - North (Kia Ora Bldg)
Sensor type V12
Serial no. 21760
Master(s) serial no. 7724
Latest calibration 2021-09-21
Standard AS 2187.2-2006
 250 mm/s 2-250Hz
Unit mm/s
Quantity Velocity
Interval time 2 min
Max V: 1.85 mm/s, L: 1.65 mm/s, T: 2.50 mm/s



X-span 2022-05-27 07:00:00 - 2022-05-27 18:00:00
Y-span V, L, T : mm/s: 0.0 - 5.0

	V	L	T
Max	1.85 mm/s	1.65 mm/s	2.50 mm/s
Date	2022-05-27	2022-05-27	2022-05-27
Time	09:54:00	08:44:00	10:00:00

Project SM Parramatta
Project maintainer ██████████
Customer Delta Group
Customer contact ██████████
Time frame 2022-05-27 07:00 - 2022-05-27 18:00 (Australia/Sydney)
Measure point MP_10
Location 240 Church St
Sensor type S50
Serial no. 11103
Master(s) serial no. 7725
Latest calibration 2020-10-30
Standard Lmax + Leq
 40-115 dBA Fast
Unit dBA
Quantity Sound Pres.Level, Eqv.Sound Pres.L
Interval time 15 min
Max Lmax: 87.40 dBA, Leq: 60.40 dBA

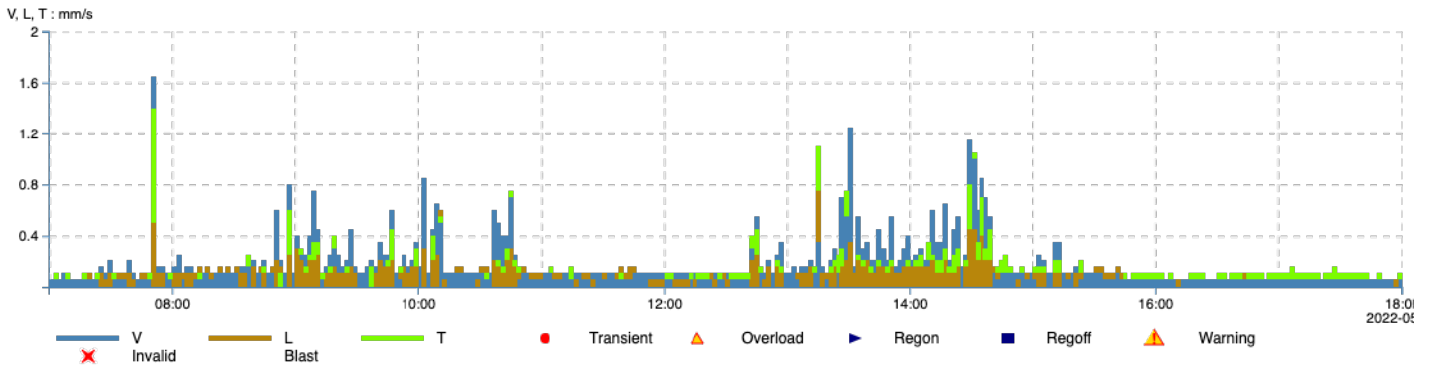


X-span 2022-05-27 07:00:00 - 2022-05-27 18:00:00

Y-span Lmax, Leq : dBA: 37.51 - 89.51

Max	Lmax	87.40 dBA	Leq	60.40 dBA
Date		2022-05-27		2022-05-27
Time		17:15:00		09:15:00

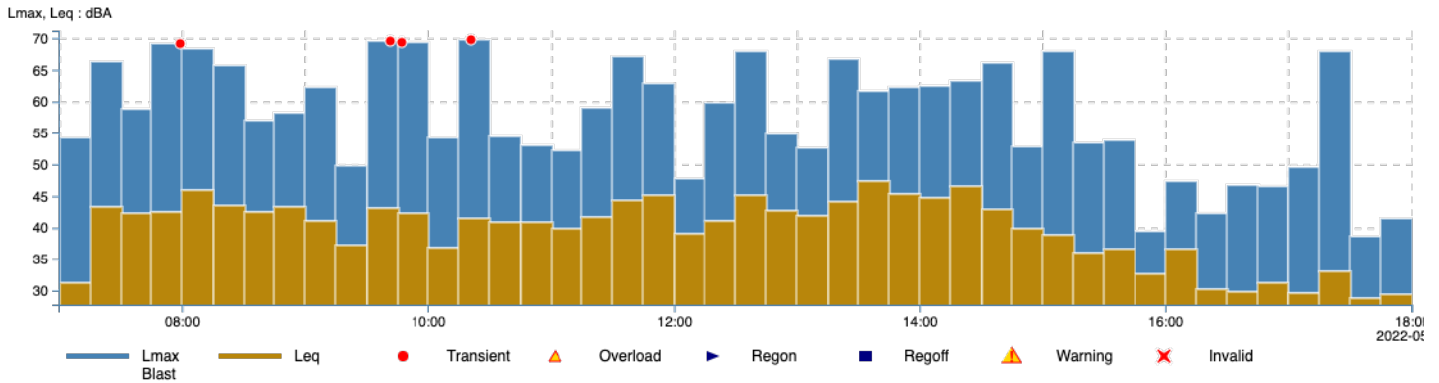
Project SM Parramatta
Project maintainer ██████████
Customer Delta Group
Customer contact ██████████
Time frame 2022-05-27 07:00 - 2022-05-27 18:00 (Australia/Sydney)
Measure point MP_11
Location 240 Church St
Sensor type V12
Serial no. 26270
Master(s) serial no. 7725
Latest calibration 2021-09-21
Standard AS 2187.2-2006
 250 mm/s 2-250Hz
Unit mm/s
Quantity Velocity
Interval time 2 min
Max V: 1.65 mm/s, L: 0.75 mm/s, T: 1.40 mm/s



X-span 2022-05-27 07:00:00 - 2022-05-27 18:00:00
Y-span V, L, T : mm/s: 0.0 - 2.0

	V	L	T
Max	1.65 mm/s	0.75 mm/s	1.40 mm/s
Date	2022-05-27	2022-05-27	2022-05-27
Time	07:52:00	13:16:00	07:52:00

Project SM Parramatta
Project maintainer ██████████
Customer Delta Group
Customer contact ████████████████████
Time frame 2022-05-27 07:00 - 2022-05-27 18:00 (Australia/Sydney)
Measure point MP_12
Location 216-218 Church st
Sensor type S50
Serial no. 10439
Master(s) serial no. 2332
Latest calibration 2022-02-13
Standard Lmax + Leq
 40-115 dBA Fast
Unit dBA
Quantity Sound Pres.Level, Eqv.Sound Pres.L
Interval time 15 min
dB Corr -6 dB
Max Lmax: 69.70 dBA, Leq: 47.40 dBA

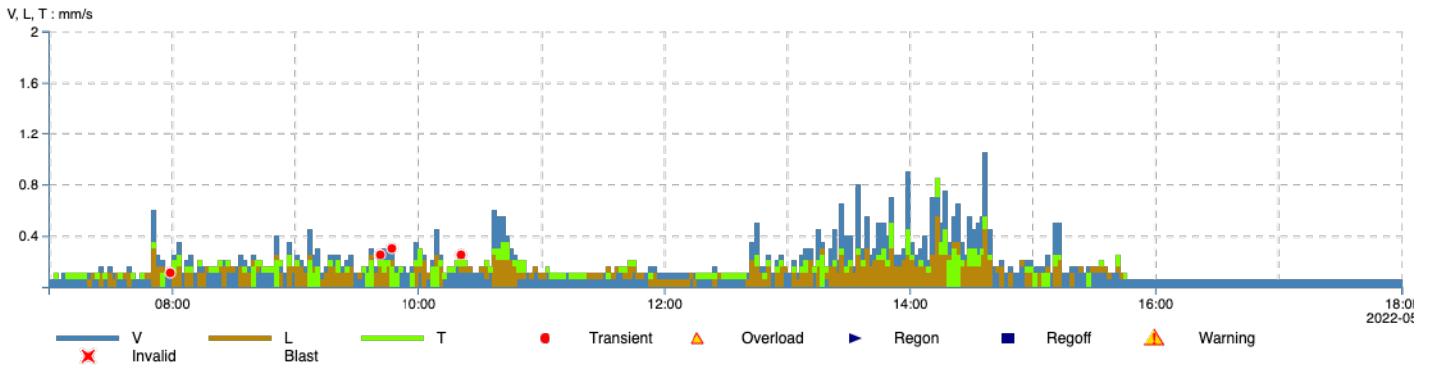


X-span 2022-05-27 07:00:00 - 2022-05-27 18:00:00

Y-span Lmax, Leq : dBA: 27.87 - 71.25

	Lmax	Leq
Max	69.70 dBA	47.40 dBA
Date	2022-05-27	2022-05-27
Time	10:30:00	13:45:00

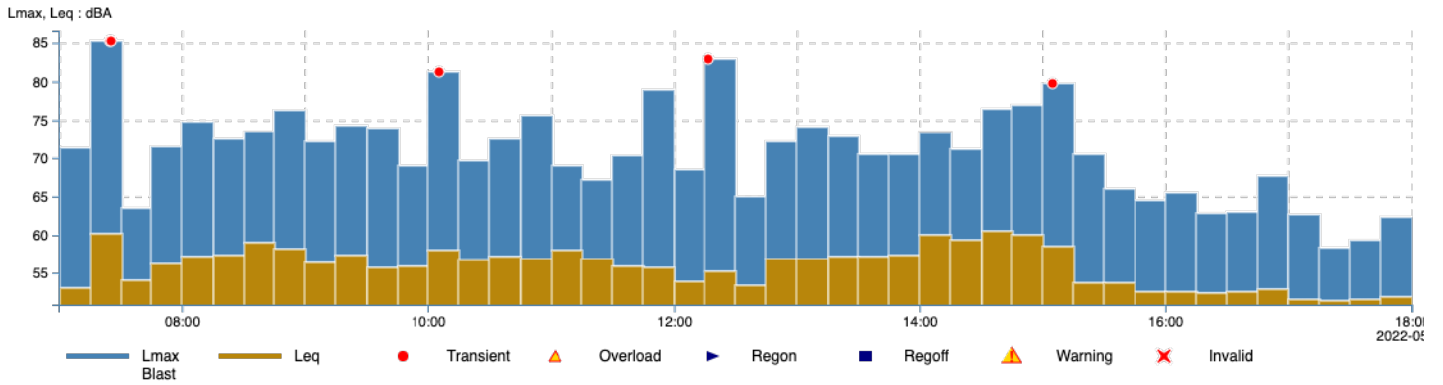
Project SM Parramatta
Project maintainer ██████████
Customer Delta Group
Customer contact ██████████
Time frame 2022-05-27 07:00 - 2022-05-27 18:00 (Australia/Sydney)
Measure point MP_13
Location 216-218 Church St
Sensor type V12
Serial no. 25760
Master(s) serial no. 2332
Latest calibration 2019-08-08
Standard AS 2187.2-2006
 250 mm/s 2-250Hz
Unit mm/s
Quantity Velocity
Interval time 2 min
Max V: 1.050 mm/s, L: 0.55 mm/s, T: 0.85 mm/s



X-span 2022-05-27 07:00:00 - 2022-05-27 18:00:00
Y-span V, L, T : mm/s: 0.0 - 2.0

	V	L	T
Max	1.050 mm/s	0.55 mm/s	0.85 mm/s
Date	2022-05-27	2022-05-27	2022-05-27
Time	14:38:00	14:14:00	14:14:00

Project SM Parramatta
Project maintainer ██████████
Customer Delta Group
Customer contact ██████████
Time frame 2022-05-27 07:00 - 2022-05-27 18:00 (Australia/Sydney)
Measure point MP_14
Location 211 Church St
Sensor type S50
Serial no. 9923
Master(s) serial no. 2255
Latest calibration 2022-02-10
Standard Lmax + Leq
 55-130 dBA Fast
Unit dBA
Quantity Sound Pres.Level, Eqv.Sound Pres.L
Interval time 15 min
dB Corr -6 dB
Max Lmax: 85.30 dBA, Leq: 60.50 dBA

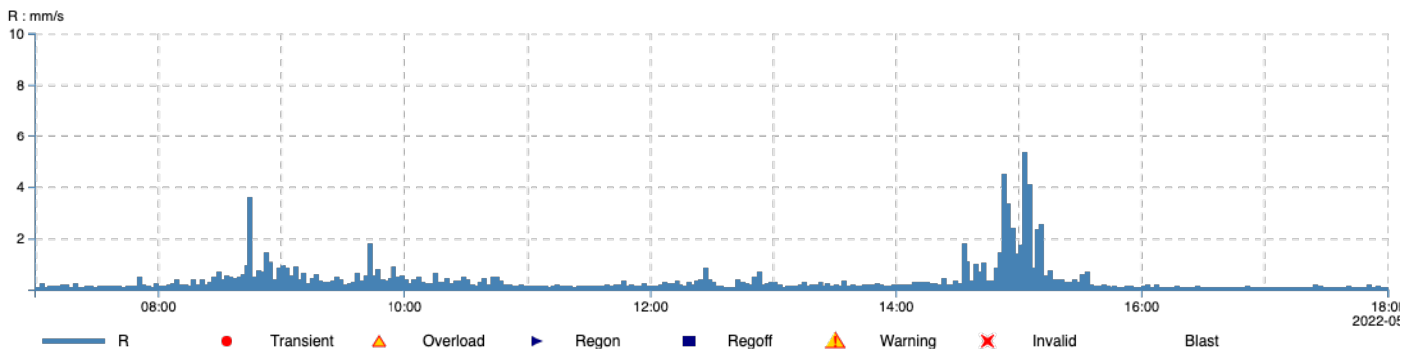
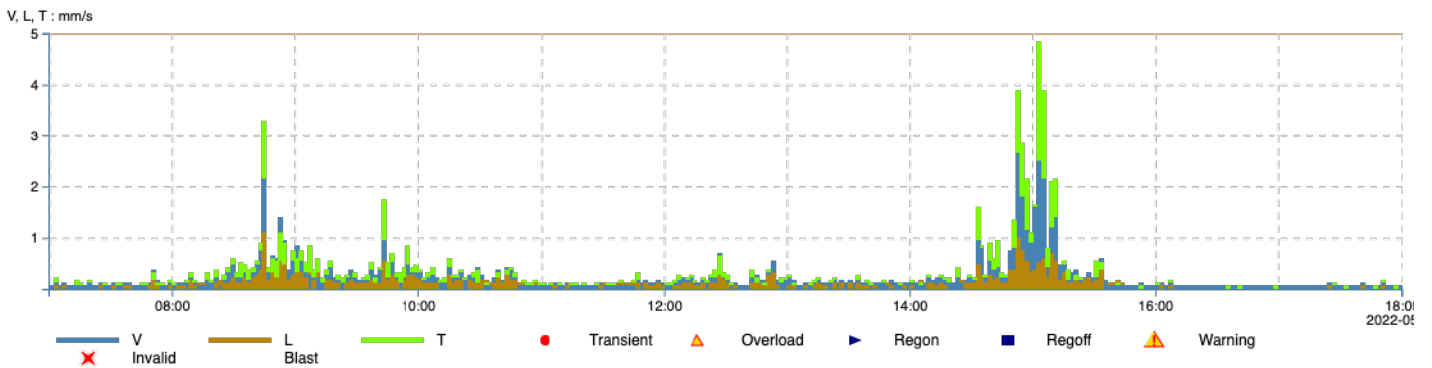


X-span 2022-05-27 07:00:00 - 2022-05-27 18:00:00

Y-span Lmax, Leq : dBA: 50.95 - 86.65

	Lmax	Leq
Max	85.30 dBA	60.50 dBA
Date	2022-05-27	2022-05-27
Time	07:30:00	14:45:00

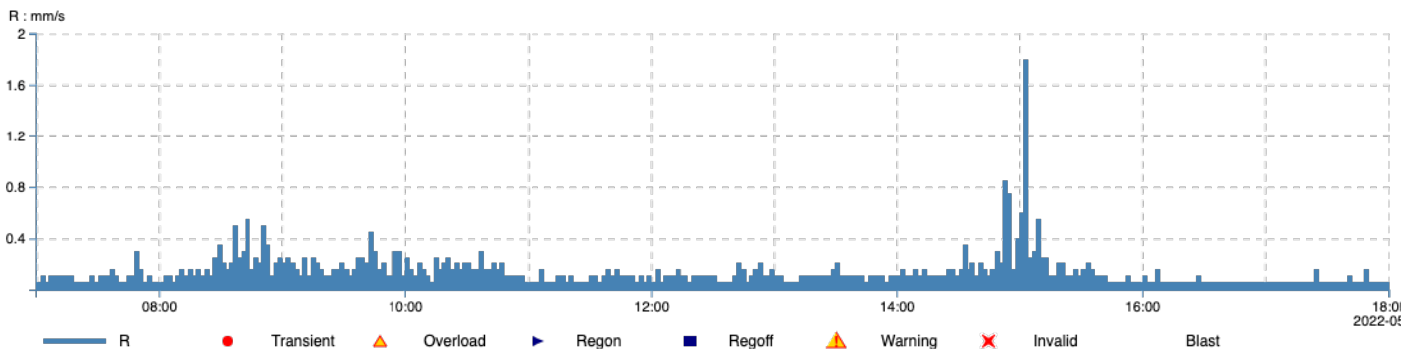
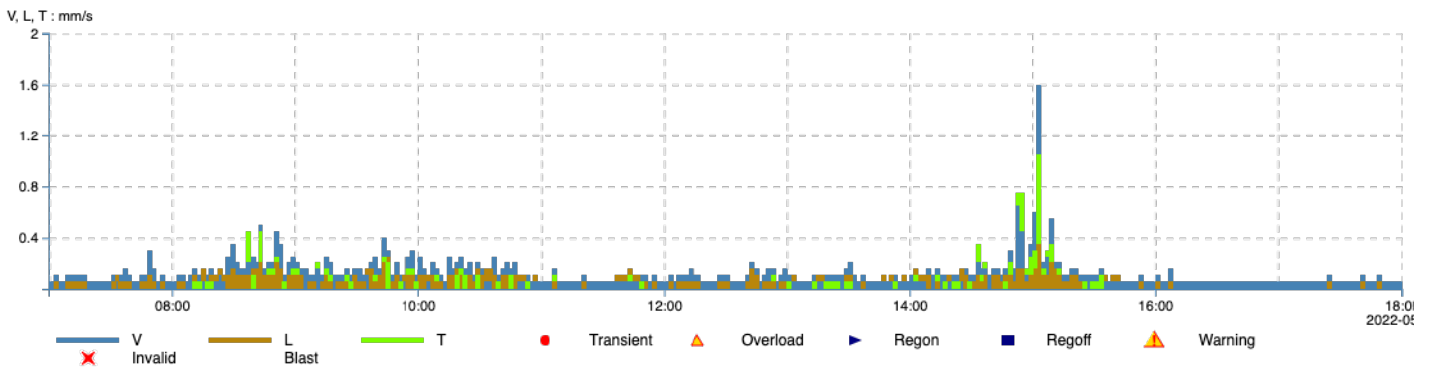
Project SM Parramatta
Project maintainer ██████████
Customer Delta Group
Customer contact ██████████
Time frame 2022-05-27 07:00 - 2022-05-27 18:00 (Australia/Sydney)
Measure point MP_15
Location 43-47 George St - East Facade
Sensor type C22
Serial no. 107549
Master(s) serial no. 107549
Latest calibration 2021-09-19
Standard AS 2187.2-2006 250mm/s 2-250Hz
Unit mm/s
Quantity Velocity
Interval time 2 min
Max V: 2.65 mm/s, L: 1.10 mm/s, T: 4.85 mm/s, R: 5.35 mm/s



X-span 2022-05-27 07:00:00 - 2022-05-27 18:00:00
Y-span V, L, T : mm/s: 0.0 - 5.0, R : mm/s: 0.0 - 10.0

	V	L	T	R
Max	2.65 mm/s	1.10 mm/s	4.85 mm/s	5.35 mm/s
Date	2022-05-27	2022-05-27	2022-05-27	2022-05-27
Time	14:54:00	08:46:00	15:04:00	15:04:00

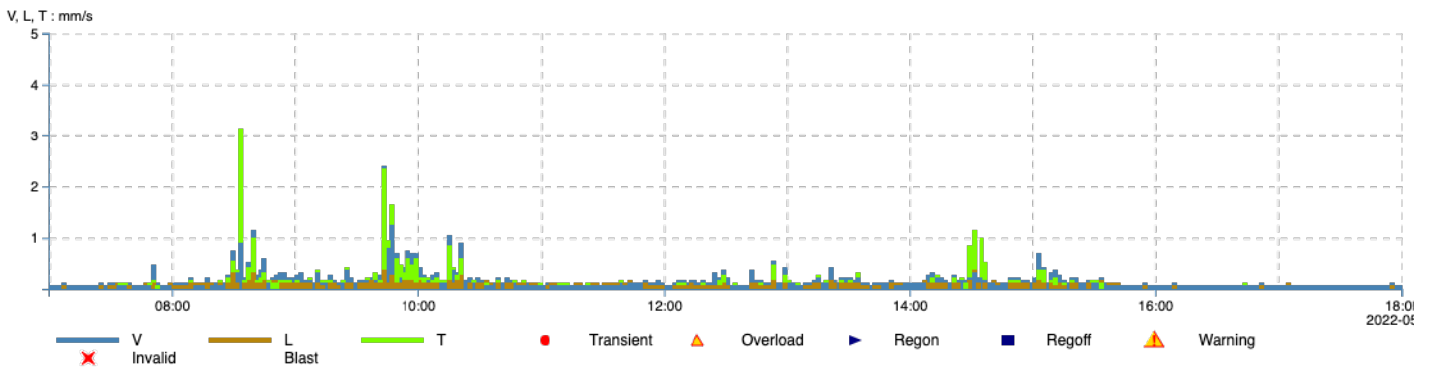
Project SM Parramatta
Project maintainer ██████████
Customer Delta Group
Customer contact ██████████
Time frame 2022-05-27 07:00 - 2022-05-27 18:00 (Australia/Sydney)
Measure point MP_16
Location 43-47 George St - West Facade
Sensor type C22
Serial no. 107553
Master(s) serial no. 107553
Latest calibration 2021-09-25
Standard AS 2187.2-2006 250mm/s 2-250Hz
Unit mm/s
Quantity Velocity
Interval time 2 min
Max V: 1.60 mm/s, L: 0.35 mm/s, T: 1.050 mm/s, R: 1.80 mm/s



X-span 2022-05-27 07:00:00 - 2022-05-27 18:00:00
Y-span V, L, T : mm/s: 0.0 - 2.0, R : mm/s: 0.0 - 2.0

	V	L	T	R
Max	1.60 mm/s	0.35 mm/s	1.050 mm/s	1.80 mm/s
Date	2022-05-27	2022-05-27	2022-05-27	2022-05-27
Time	15:04:00	15:04:00	15:04:00	15:04:00

Project SM Parramatta
Project maintainer ██████████
Customer Delta Group
Customer contact ██████████
Time frame 2022-05-27 07:00 - 2022-05-27 18:00 (Australia/Sydney)
Measure point MP_17
Location IGA 37-39 George St
Sensor type V12
Serial no. 25910
Master(s) serial no. 2477
Latest calibration 2020-10-23
Standard AS 2187.2-2006
 250 mm/s 2-250Hz
Unit mm/s
Quantity Velocity
Interval time 2 min
Max V: 2.40 mm/s, L: 0.90 mm/s, T: 3.15 mm/s

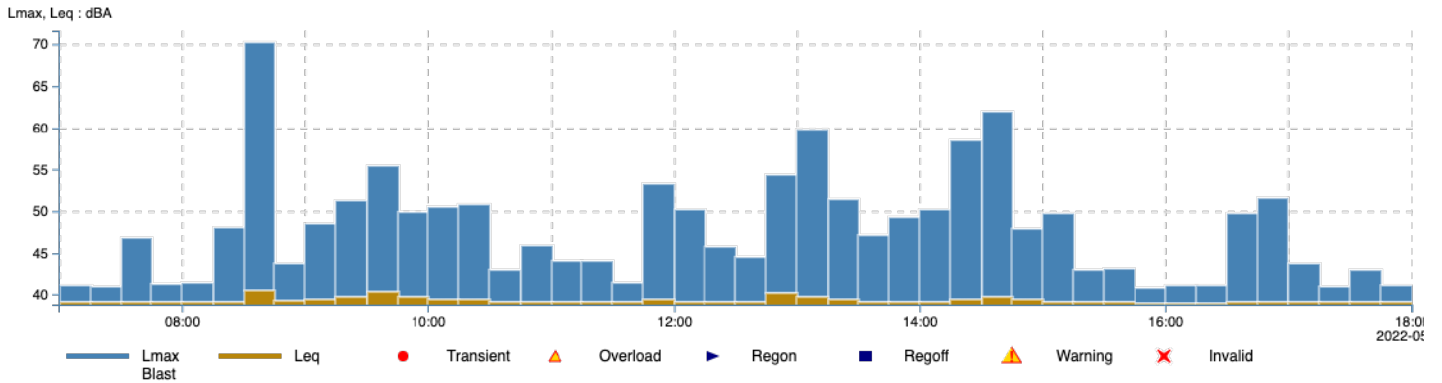


X-span 2022-05-27 07:00:00 - 2022-05-27 18:00:00

Y-span V, L, T : mm/s: 0.0 - 5.0

	V	L	T
Max	2.40 mm/s	0.90 mm/s	3.15 mm/s
Date	2022-05-27	2022-05-27	2022-05-27
Time	09:44:00	08:34:00	08:34:00

Project SM Parramatta
Project maintainer ██████████
Customer Delta Group
Customer contact ██████████
Time frame 2022-05-27 07:00 - 2022-05-27 18:00 (Australia/Sydney)
Measure point MP_18
Location IGA 37-39 George st
Sensor type S50
Serial no. 10786
Master(s) serial no. 2477
Latest calibration 2022-02-10
Standard Lmax + Leq
 40-115 dBA Fast
Unit dBA
Quantity Sound Pres.Level, Eqv.Sound Pres.L
Interval time 15 min
dB Corr -6 dB
Max Lmax: 70.20 dBA, Leq: 40.40 dBA

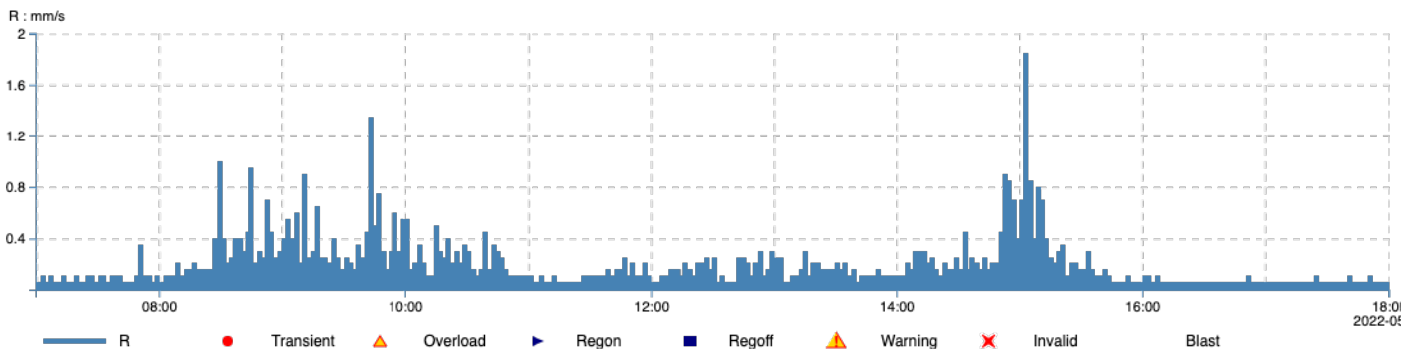
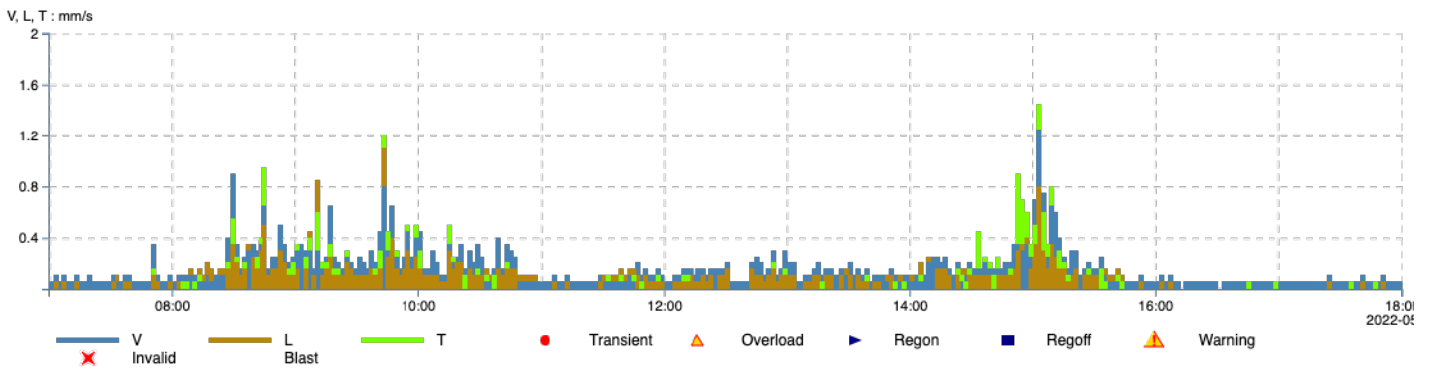


X-span 2022-05-27 07:00:00 - 2022-05-27 18:00:00

Y-span Lmax, Leq : dBA: 38.82 - 71.67

	Lmax	Leq
Max	70.20 dBA	40.40 dBA
Date	2022-05-27	2022-05-27
Time	08:45:00	08:45:00

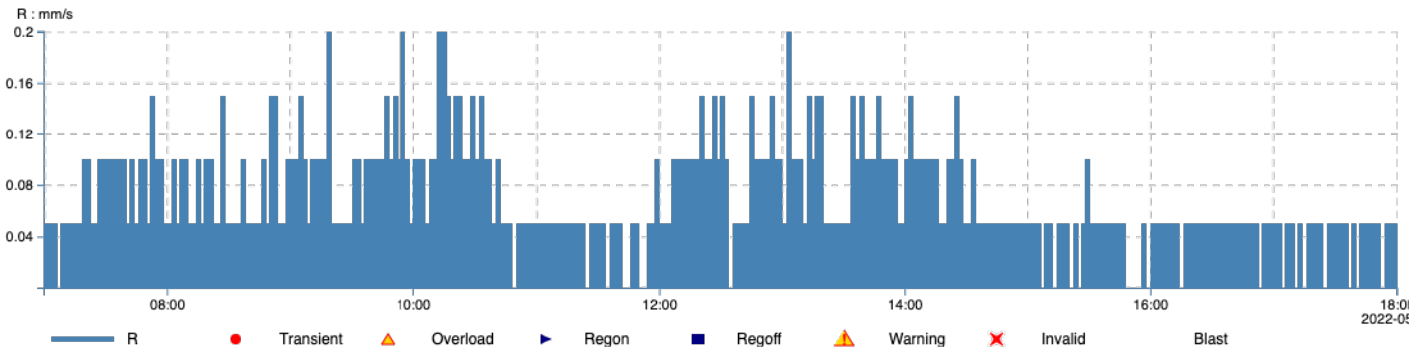
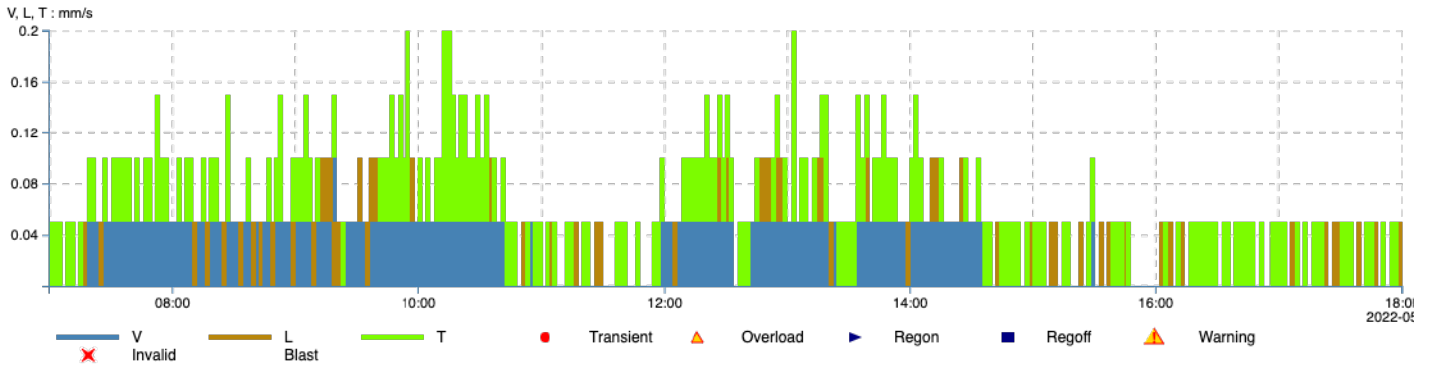
Project SM Parramatta
Project maintainer ██████████
Customer Delta Group
Customer contact ██████████
Time frame 2022-05-27 07:00 - 2022-05-27 18:00 (Australia/Sydney)
Measure point MP_19
Location 43-47 George St - South Facade
Sensor type C22
Serial no. 107554
Master(s) serial no. 107554
Latest calibration 2021-09-25
Standard AS 2187.2-2006 250mm/s 2-250Hz
Unit mm/s
Quantity Velocity
Interval time 2 min
Max V: 1.25 mm/s, L: 1.10 mm/s, T: 1.45 mm/s, R: 1.85 mm/s



X-span 2022-05-27 07:00:00 - 2022-05-27 18:00:00
Y-span V, L, T : mm/s: 0.0 - 2.0, R : mm/s: 0.0 - 2.0

	V	L	T	R
Max	1.25 mm/s	1.10 mm/s	1.45 mm/s	1.85 mm/s
Date	2022-05-27	2022-05-27	2022-05-27	2022-05-27
Time	15:04:00	09:44:00	15:04:00	15:04:00

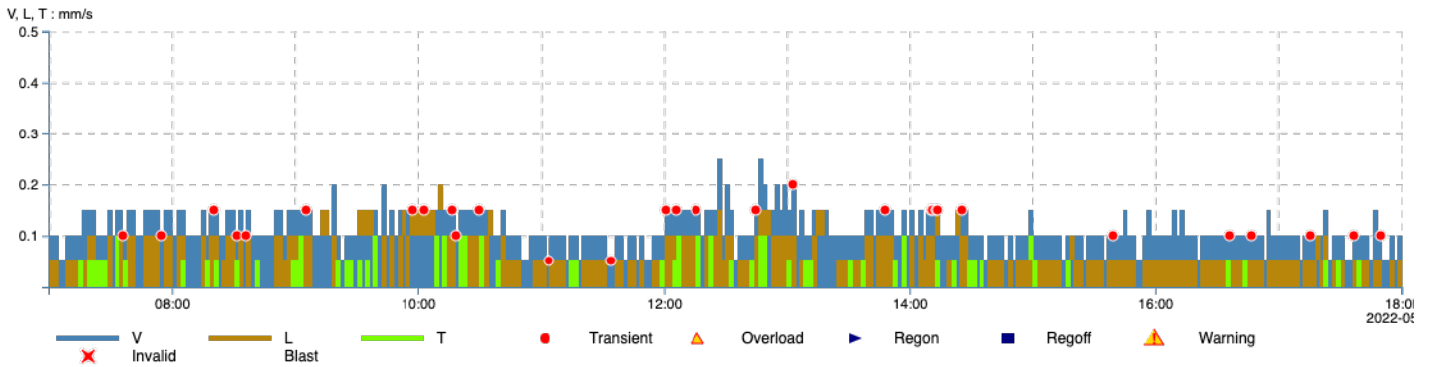
Project SM Parramatta
Project maintainer ██████████
Customer Delta Group
Customer contact ██████████
Time frame 2022-05-28 07:00 - 2022-05-28 18:00 (Australia/Sydney)
Measure point MP_1
Location 25 Smith St - UG Parking
Sensor type C22
Serial no. 102620
Master(s) serial no. 102620
Latest calibration 2021-09-21
Standard AS 2187.2-2006 250mm/s 2-250Hz
Unit mm/s
Quantity Velocity
Interval time 2 min
Max V: 0.10 mm/s, L: 0.10 mm/s, T: 0.20 mm/s, R: 0.20 mm/s



X-span 2022-05-28 07:00:00 - 2022-05-28 18:00:00
Y-span V, L, T : mm/s: 0.0 - 0.20, R : mm/s: 0.0 - 0.20

	V	L	T	R
Max	0.10 mm/s	0.10 mm/s	0.20 mm/s	0.20 mm/s
Date	2022-05-28	2022-05-28	2022-05-28	2022-05-28
Time	09:20:00	09:14:00	09:56:00	09:20:00

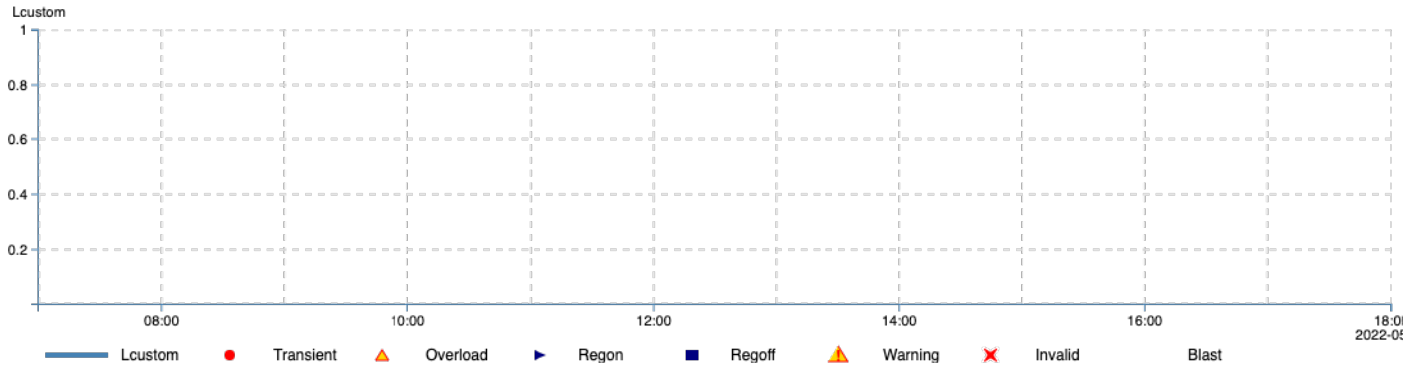
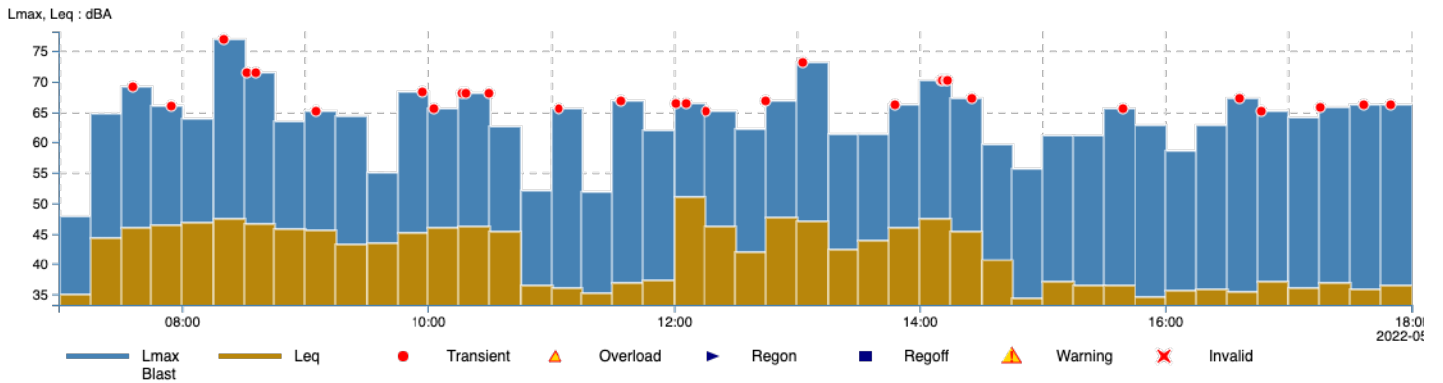
Project SM Parramatta
Project maintainer ██████████
Customer Delta Group
Customer contact ██████████
Time frame 2022-05-28 07:00 - 2022-05-28 18:00 (Australia/Sydney)
Measure point MP_2
Location 25 Smith St - Level 6
Sensor type V12
Serial no. 25110
Master(s) serial no. 2478
Latest calibration 2021-09-23
Standard AS 2187.2-2006
 250 mm/s 2-250Hz
Unit mm/s
Quantity Velocity
Interval time 2 min
Max V: 0.25 mm/s, L: 0.20 mm/s, T: 0.15 mm/s



X-span 2022-05-28 07:00:00 - 2022-05-28 18:00:00
Y-span V, L, T : mm/s: 0.0 - 0.50

	V	L	T
Max	0.25 mm/s	0.20 mm/s	0.15 mm/s
Date	2022-05-28	2022-05-28	2022-05-28
Time	12:28:00	10:12:00	10:12:00

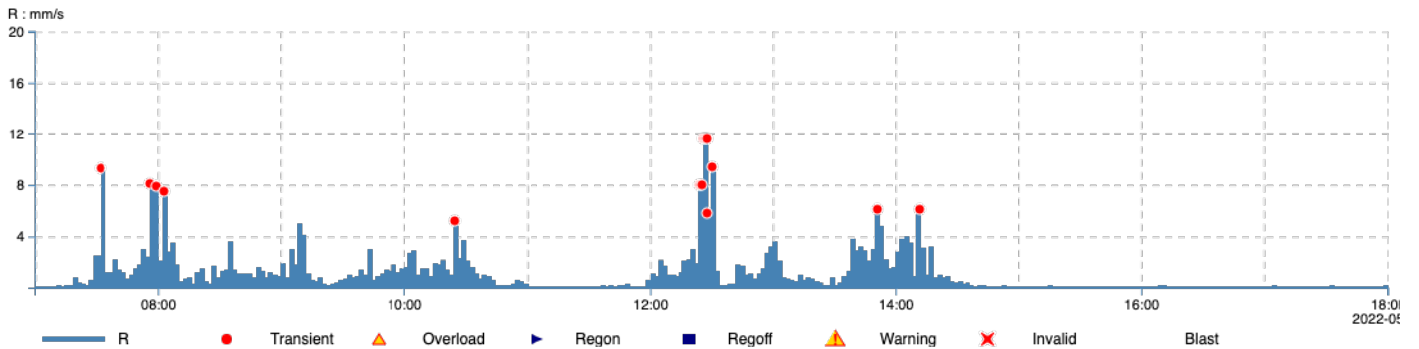
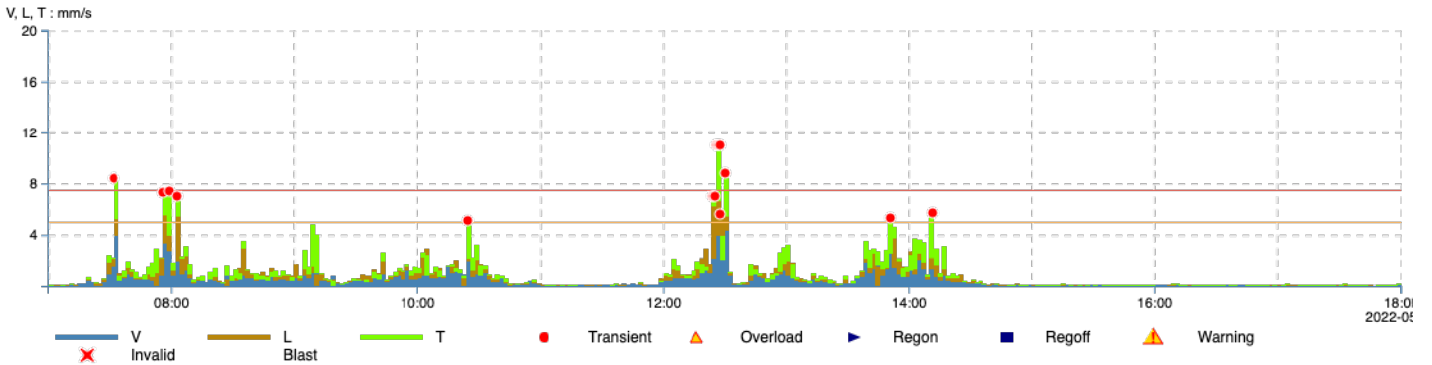
Project SM Parramatta
Project maintainer ██████████
Customer Delta Group
Customer contact ██████████
Time frame 2022-05-28 07:00 - 2022-05-28 18:00 (Australia/Sydney)
Measure point MP_3
Location 25 Smith St - Level 6
Sensor type S50
Serial no. 10883
Master(s) serial no. 2478
Latest calibration 2021-09-21
Standard Lmax + Leq
 30-105 dBA Fast
Unit dBA
Quantity Sound Pres.Level, Eqv.Sound Pres.L
Interval time 15 min
Max Lmax: 76.80 dBA, Leq: 51.10 dBA, Lcustom:



X-span 2022-05-28 07:00:00 - 2022-05-28 18:00:00
Y-span Lmax, Leq : dBA: 33.36 - 78.24, Lcustom: 0.0 - 1.0

	Lmax	Leq	Lcustom
Max	76.80 dBA	51.10 dBA	-
Date	2022-05-28	2022-05-28	-
Time	08:30:00	12:15:00	-

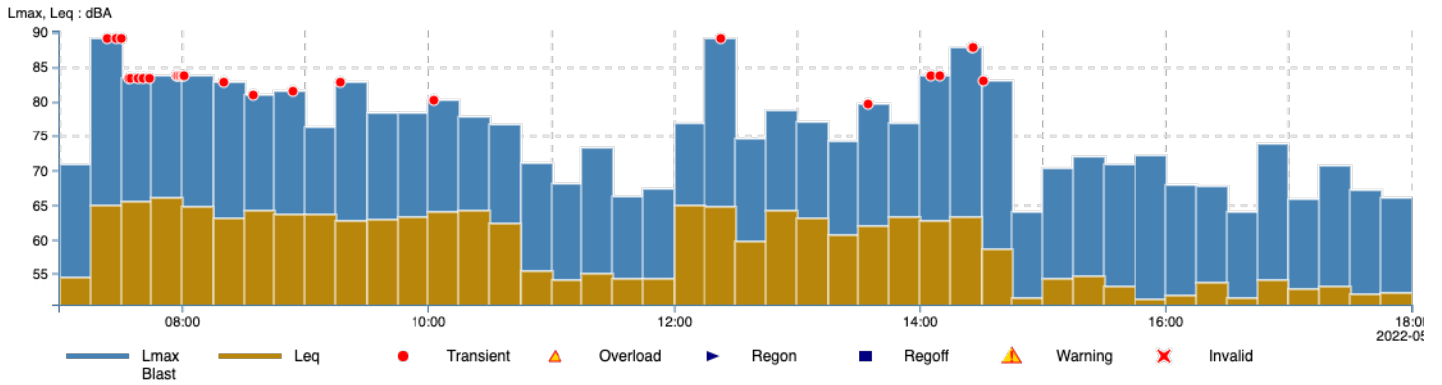
Project SM Parramatta
Project maintainer ██████████
Customer Delta Group
Customer contact ██████████
Time frame 2022-05-28 07:00 - 2022-05-28 18:00 (Australia/Sydney)
Measure point MP_4
Location 62-64 Macquarie St - East (Kia Ora Bldg)
Sensor type C22
Serial no. 102365
Master(s) serial no. 102365
Latest calibration 2021-09-29
Standard AS 2187.2-2006 250mm/s 2-250Hz
Unit mm/s
Quantity Velocity
Interval time 2 min
Max V: 4.35 mm/s, L: 6.65 mm/s, T: 11.0 mm/s, R: 11.60 mm/s



X-span 2022-05-28 07:00:00 - 2022-05-28 18:00:00
Y-span V, L, T : mm/s: 0.0 - 20.0, R : mm/s: 0.0 - 20.0

	V	L	T	R
Max	4.35 mm/s	6.65 mm/s	11.0 mm/s	11.60 mm/s
Date	2022-05-28	2022-05-28	2022-05-28	2022-05-28
Time	12:32:00	12:28:00	12:28:00	12:28:00

Project SM Parramatta
Project maintainer ██████████
Customer Delta Group
Customer contact ██████████
Time frame 2022-05-28 07:00 - 2022-05-28 18:00 (Australia/Sydney)
Measure point MP_5
Location 29 Smith St - L2 balcony
Sensor type S50
Serial no. 10835
Master(s) serial no. 2329
Latest calibration 2021-09-21
Standard Lmax + Leq
 55-130 dBA Fast
Unit dBA
Quantity Sound Pres.Level, Eqv.Sound Pres.L
Interval time 15 min
dB Corr -6 dB
Max Lmax: 89.100 dBA, Leq: 66.0 dBA

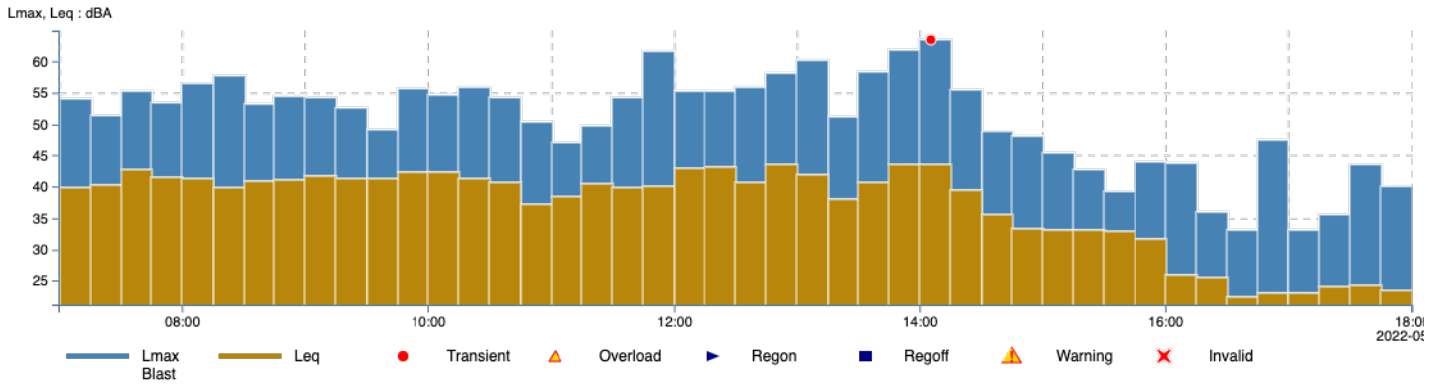


X-span 2022-05-28 07:00:00 - 2022-05-28 18:00:00

Y-span Lmax, Leq : dBA: 50.56 - 90.35

	Lmax	Leq
Max	89.100 dBA	66.0 dBA
Date	2022-05-28	2022-05-28
Time	07:30:00	08:00:00

Project SM Parramatta
Project maintainer ██████████
Customer Delta Group
Customer contact ██████████
Time frame 2022-05-28 07:00 - 2022-05-28 18:00 (Australia/Sydney)
Measure point MP_6
Location 119 Macquarie St (Leigh Memorial Church)
Sensor type S50
Serial no. 10887
Master(s) serial no. 2666
Latest calibration 2021-05-03
Standard Lmax + Leq
 30-105 dBA Fast
Unit dBA
Quantity Sound Pres.Level, Eqv.Sound Pres.L
Interval time 15 min
dB Corr -7 dB
Max Lmax: 63.40 dBA, Leq: 43.50 dBA

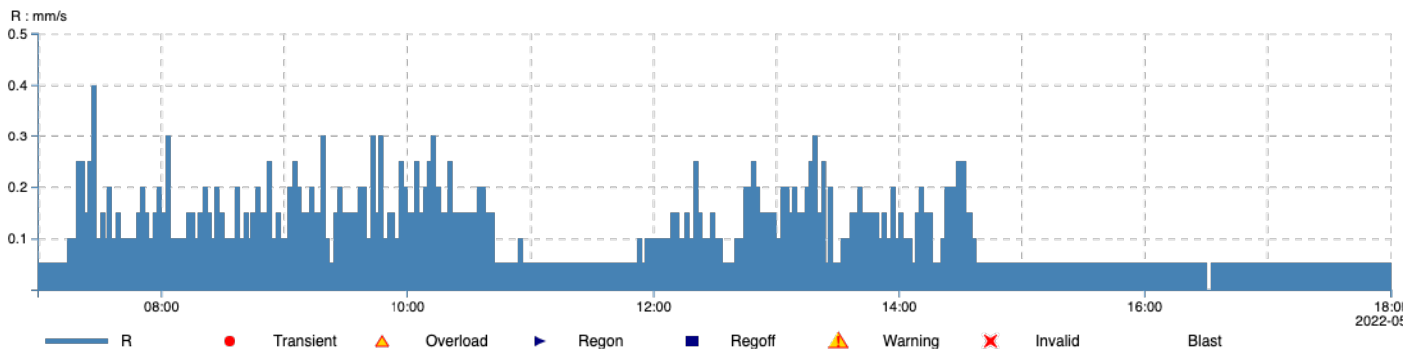
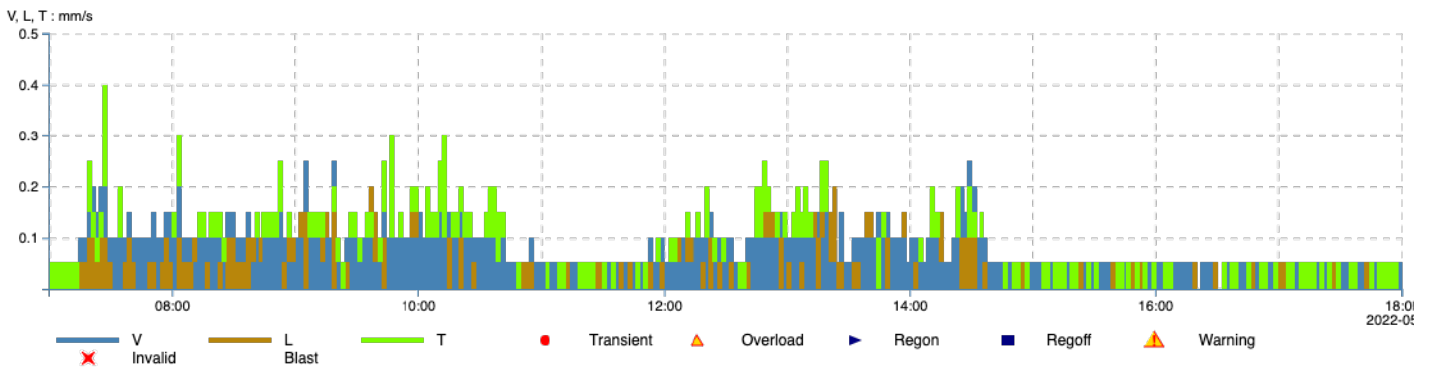


X-span 2022-05-28 07:00:00 - 2022-05-28 18:00:00

Y-span Lmax, Leq : dBA: 21.24 - 64.91

	Lmax	Leq
Max	63.40 dBA	43.50 dBA
Date	2022-05-28	2022-05-28
Time	14:15:00	13:00:00

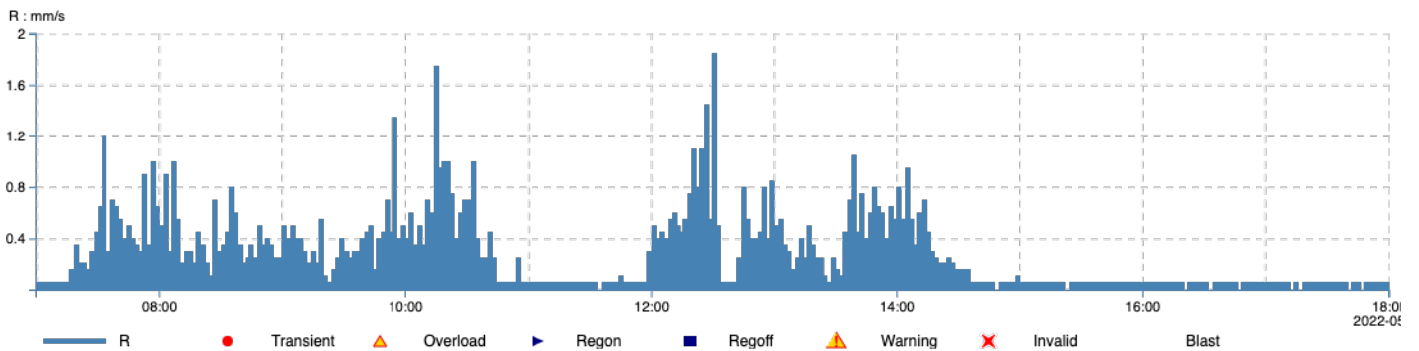
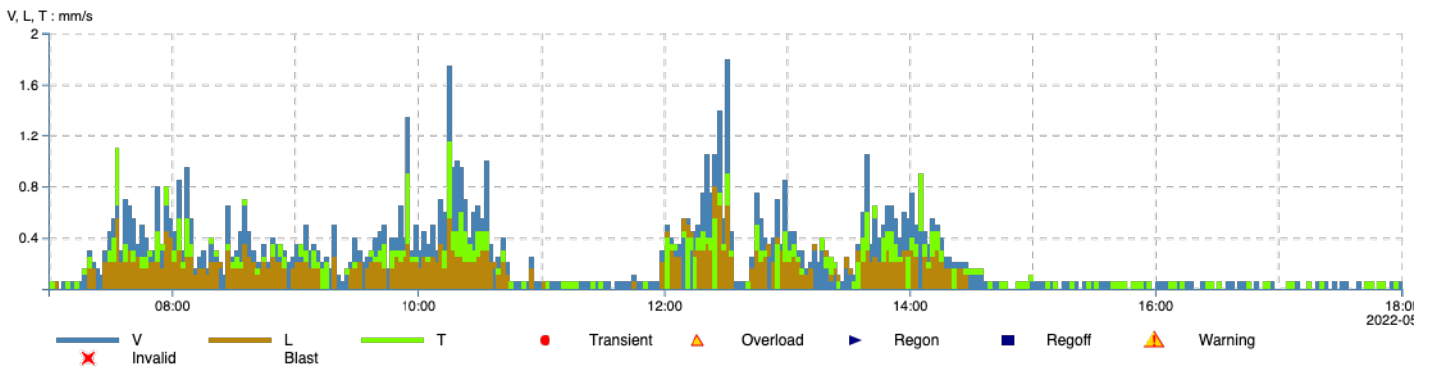
Project SM Parramatta
Project maintainer ██████████
Customer Delta Group
Customer contact ██████████
Time frame 2022-05-28 07:00 - 2022-05-28 18:00 (Australia/Sydney)
Measure point MP_7
Location Roxy
Sensor type C22
Serial no. 101604
Master(s) serial no. 101604
Latest calibration 2021-10-01
Standard AS 2187.2-2006 250mm/s 2-250Hz
Unit mm/s
Quantity Velocity
Interval time 2 min
Max V: 0.25 mm/s, L: 0.20 mm/s, T: 0.40 mm/s, R: 0.40 mm/s



X-span 2022-05-28 07:00:00 - 2022-05-28 18:00:00
Y-span V, L, T : mm/s: 0.0 - 0.50, R : mm/s: 0.0 - 0.50

	V	L	T	R
Max	0.25 mm/s	0.20 mm/s	0.40 mm/s	0.40 mm/s
Date	2022-05-28	2022-05-28	2022-05-28	2022-05-28
Time	09:06:00	09:38:00	07:28:00	07:28:00

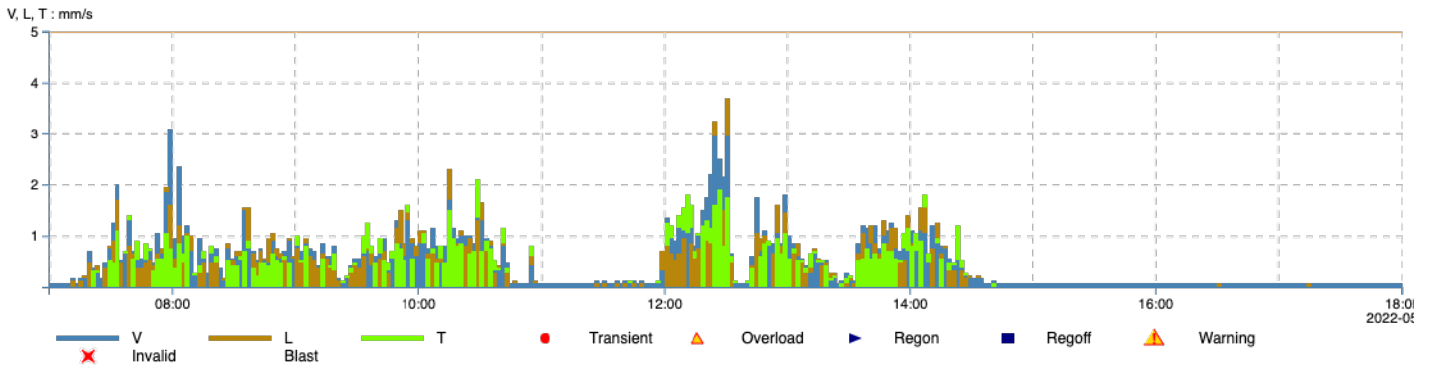
Project SM Parramatta
Project maintainer ██████████
Customer Delta Group
Customer contact ██████████
Time frame 2022-05-28 07:00 - 2022-05-28 18:00 (Australia/Sydney)
Measure point MP_8
Location 62-64 Macquarie St - West (Kia Ora Bldg)
Sensor type C22
Serial no. 106838
Master(s) serial no. 106838
Latest calibration 2021-06-01
Standard AS 2187.2-2006 250mm/s 2-250Hz
Unit mm/s
Quantity Velocity
Interval time 2 min
Max V: 1.80 mm/s, L: 0.80 mm/s, T: 1.15 mm/s, R: 1.85 mm/s



X-span 2022-05-28 07:00:00 - 2022-05-28 18:00:00
Y-span V, L, T : mm/s: 0.0 - 2.0, R : mm/s: 0.0 - 2.0

	V	L	T	R
Max	1.80 mm/s	0.80 mm/s	1.15 mm/s	1.85 mm/s
Date	2022-05-28	2022-05-28	2022-05-28	2022-05-28
Time	12:32:00	12:26:00	10:16:00	12:32:00

Project SM Parramatta
Project maintainer ██████████
Customer Delta Group
Customer contact ██████████
Time frame 2022-05-28 07:00 - 2022-05-28 18:00 (Australia/Sydney)
Measure point MP_9
Location 62-64 Macquarie St - North (Kia Ora Bldg)
Sensor type V12
Serial no. 21760
Master(s) serial no. 7724
Latest calibration 2021-09-21
Standard AS 2187.2-2006
 250 mm/s 2-250Hz
Unit mm/s
Quantity Velocity
Interval time 2 min
Max V: 3.10 mm/s, L: 3.70 mm/s, T: 2.10 mm/s

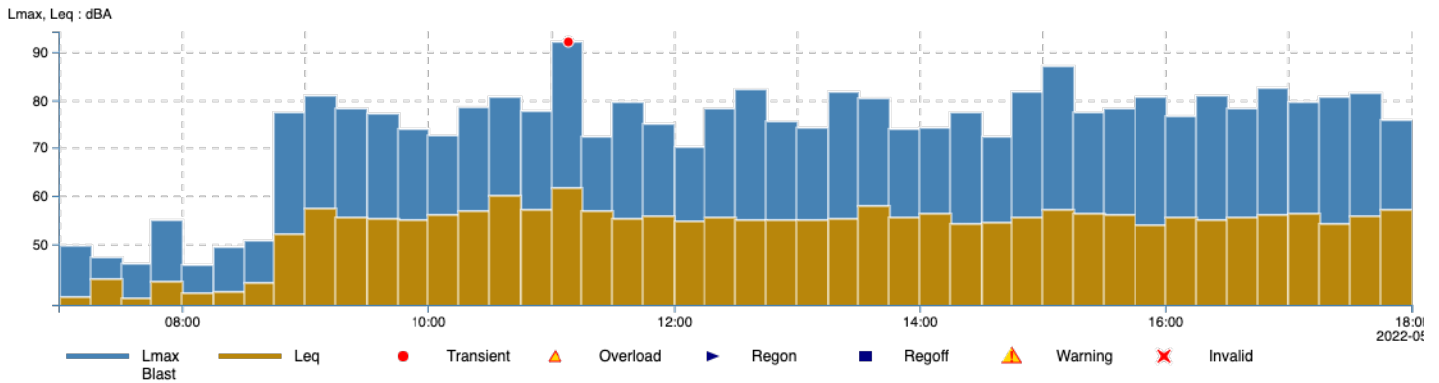


X-span 2022-05-28 07:00:00 - 2022-05-28 18:00:00

Y-span V, L, T : mm/s: 0.0 - 5.0

	V	L	T
Max	3.10 mm/s	3.70 mm/s	2.10 mm/s
Date	2022-05-28	2022-05-28	2022-05-28
Time	08:00:00	12:32:00	10:30:00

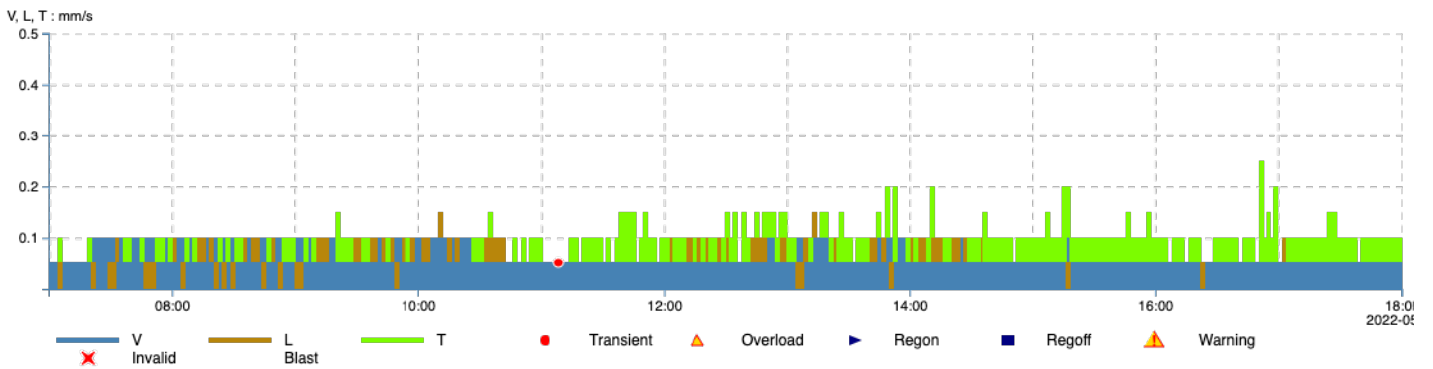
Project SM Parramatta
Project maintainer ██████████
Customer Delta Group
Customer contact ██████████
Time frame 2022-05-28 07:00 - 2022-05-28 18:00 (Australia/Sydney)
Measure point MP_10
Location 240 Church St
Sensor type S50
Serial no. 11103
Master(s) serial no. 7725
Latest calibration 2020-10-30
Standard Lmax + Leq
 40-115 dBA Fast
Unit dBA
Quantity Sound Pres.Level, Eqv.Sound Pres.L
Interval time 15 min
Max Lmax: 92.0 dBA, Leq: 61.50 dBA



X-span 2022-05-28 07:00:00 - 2022-05-28 18:00:00
Y-span Lmax, Leq : dBA: 37.35 - 94.33

Max	Lmax	92.0 dBA	Leq	61.50 dBA
Date		2022-05-28		2022-05-28
Time		11:15:00		11:15:00

Project SM Parramatta
Project maintainer ██████████
Customer Delta Group
Customer contact ██████████
Time frame 2022-05-28 07:00 - 2022-05-28 18:00 (Australia/Sydney)
Measure point MP_11
Location 240 Church St
Sensor type V12
Serial no. 26270
Master(s) serial no. 7725
Latest calibration 2021-09-21
Standard AS 2187.2-2006
 250 mm/s 2-250Hz
Unit mm/s
Quantity Velocity
Interval time 2 min
Max V: 0.10 mm/s, L: 0.15 mm/s, T: 0.25 mm/s

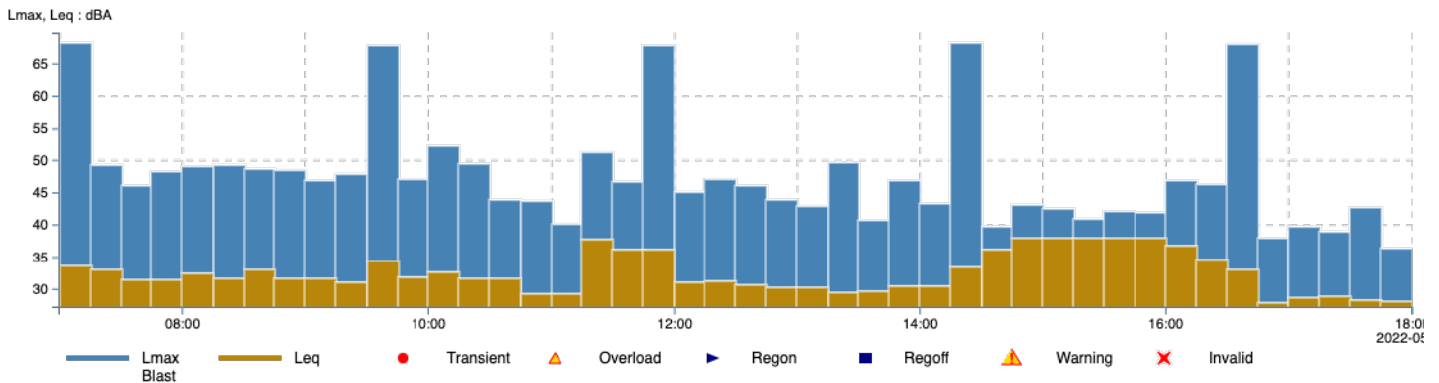


X-span 2022-05-28 07:00:00 - 2022-05-28 18:00:00

Y-span V, L, T : mm/s: 0.0 - 0.50

	V	L	T
Max	0.10 mm/s	0.15 mm/s	0.25 mm/s
Date	2022-05-28	2022-05-28	2022-05-28
Time	07:22:00	10:12:00	16:52:00

Project SM Parramatta
Project maintainer ██████████
Customer Delta Group
Customer contact ██████████
Time frame 2022-05-28 07:00 - 2022-05-28 18:00 (Australia/Sydney)
Measure point MP_12
Location 216-218 Church st
Sensor type S50
Serial no. 10439
Master(s) serial no. 2332
Latest calibration 2022-02-13
Standard Lmax + Leq
 40-115 dBA Fast
Unit dBA
Quantity Sound Pres.Level, Eqv.Sound Pres.L
Interval time 15 min
dB Corr -6 dB
Max Lmax: 68.20 dBA, Leq: 37.80 dBA

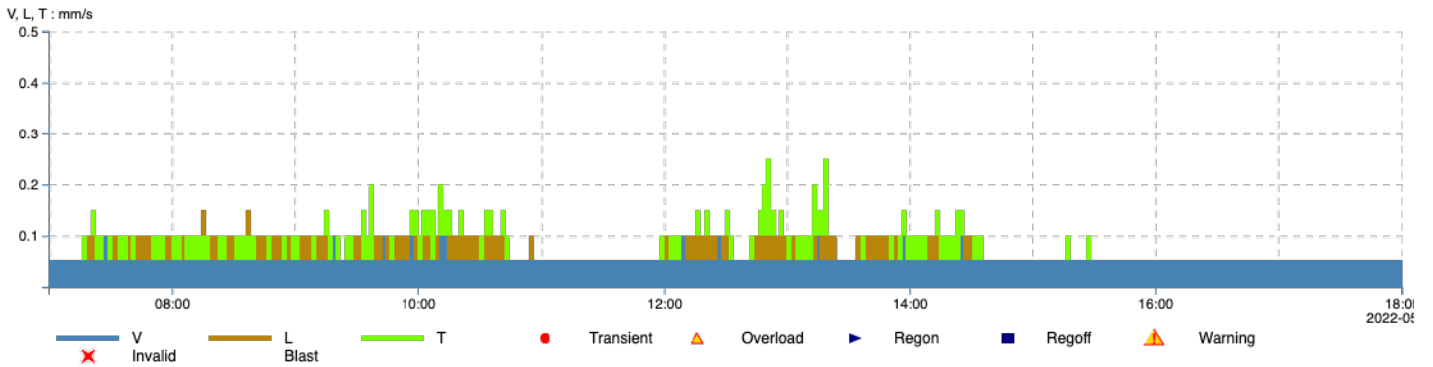


X-span 2022-05-28 07:00:00 - 2022-05-28 18:00:00

Y-span Lmax, Leq : dBA: 27.30 - 69.80

	Lmax	Leq
Max	68.20 dBA	37.80 dBA
Date	2022-05-28	2022-05-28
Time	07:15:00	15:00:00

Project SM Parramatta
Project maintainer ██████████
Customer Delta Group
Customer contact ██████████
Time frame 2022-05-28 07:00 - 2022-05-28 18:00 (Australia/Sydney)
Measure point MP_13
Location 216-218 Church St
Sensor type V12
Serial no. 25760
Master(s) serial no. 2332
Latest calibration 2019-08-08
Standard AS 2187.2-2006
 250 mm/s 2-250Hz
Unit mm/s
Quantity Velocity
Interval time 2 min
Max V: 0.10 mm/s, L: 0.15 mm/s, T: 0.25 mm/s

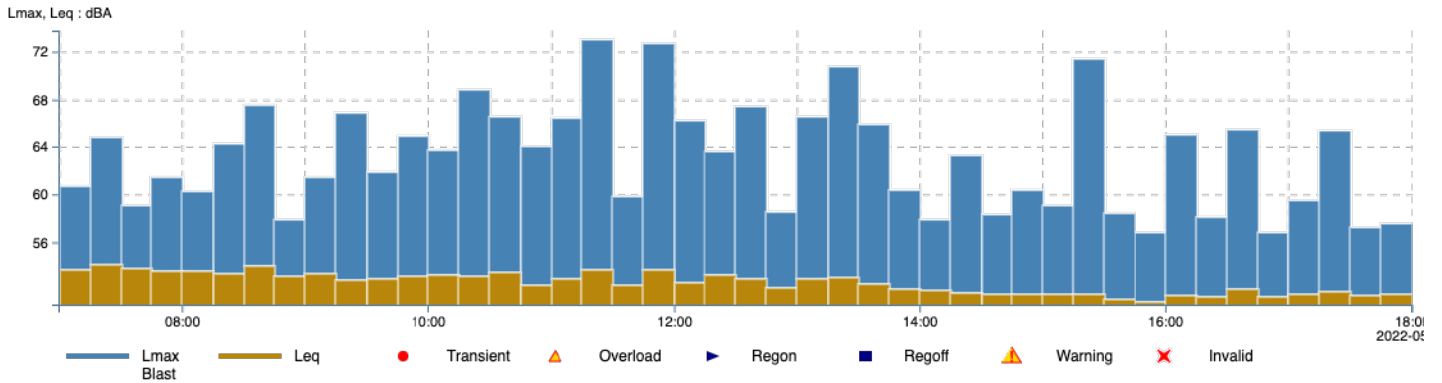


X-span 2022-05-28 07:00:00 - 2022-05-28 18:00:00

Y-span V, L, T : mm/s: 0.0 - 0.50

	V	L	T
Max	0.10 mm/s	0.15 mm/s	0.25 mm/s
Date	2022-05-28	2022-05-28	2022-05-28
Time	07:28:00	08:16:00	12:52:00

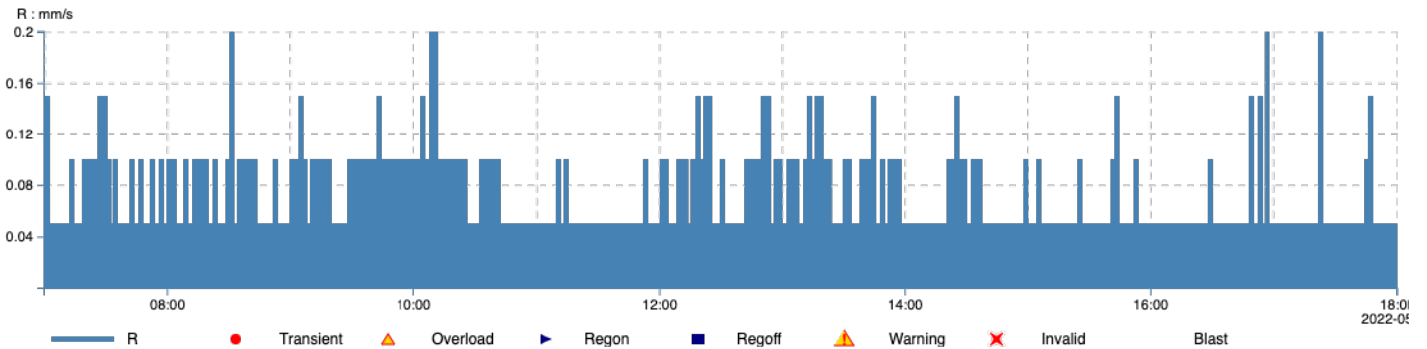
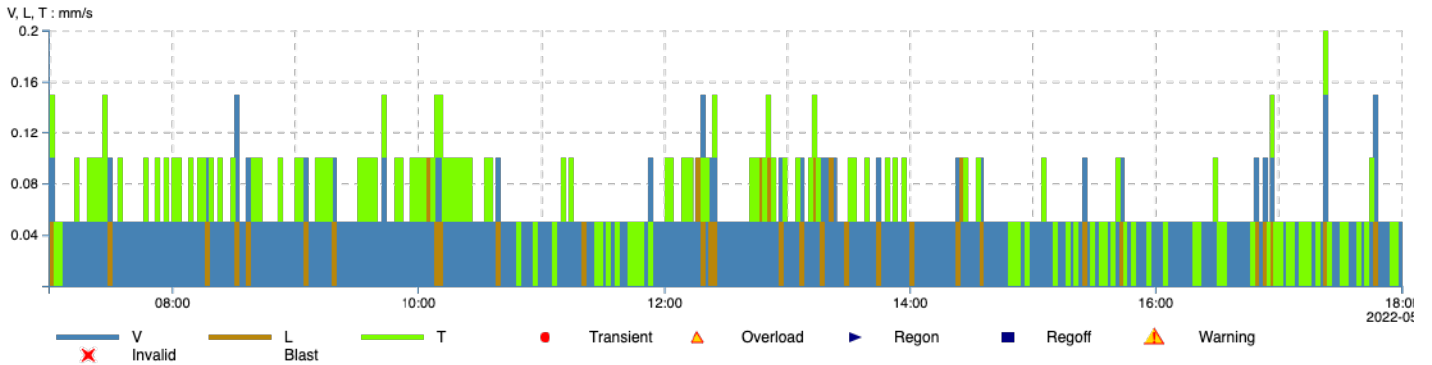
Project SM Parramatta
Project maintainer ██████████
Customer Delta Group
Customer contact ██████████
Time frame 2022-05-28 07:00 - 2022-05-28 18:00 (Australia/Sydney)
Measure point MP_14
Location 211 Church St
Sensor type S50
Serial no. 9923
Master(s) serial no. 2255
Latest calibration 2022-02-10
Standard Lmax + Leq
 55-130 dBA Fast
Unit dBA
Quantity Sound Pres.Level, Eqv.Sound Pres.L
Interval time 15 min
dB Corr -6 dB
Max Lmax: 73.0 dBA, Leq: 54.0 dBA



X-span 2022-05-28 07:00:00 - 2022-05-28 18:00:00
Y-span Lmax, Leq : dBA: 50.74 - 73.81

Max	Lmax	73.0 dBA	Leq	54.0 dBA
Date		2022-05-28		2022-05-28
Time		11:30:00		07:30:00

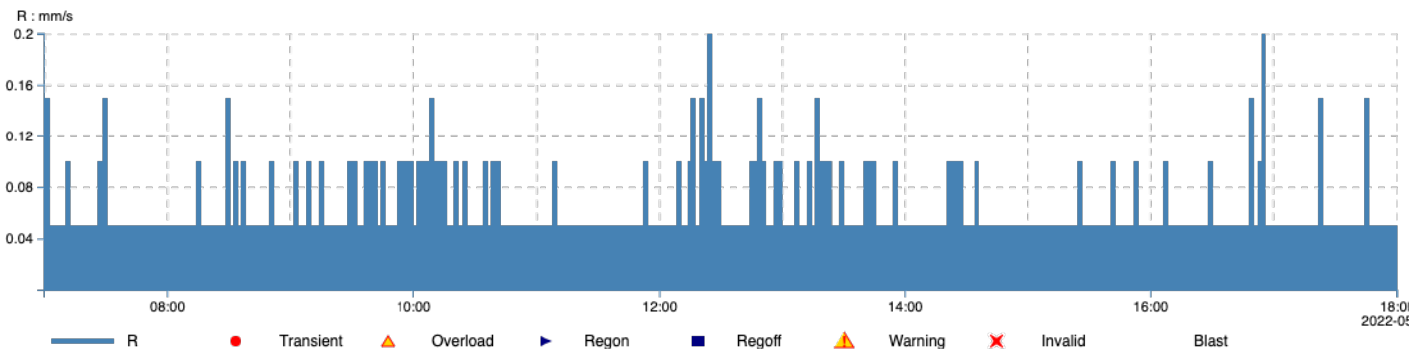
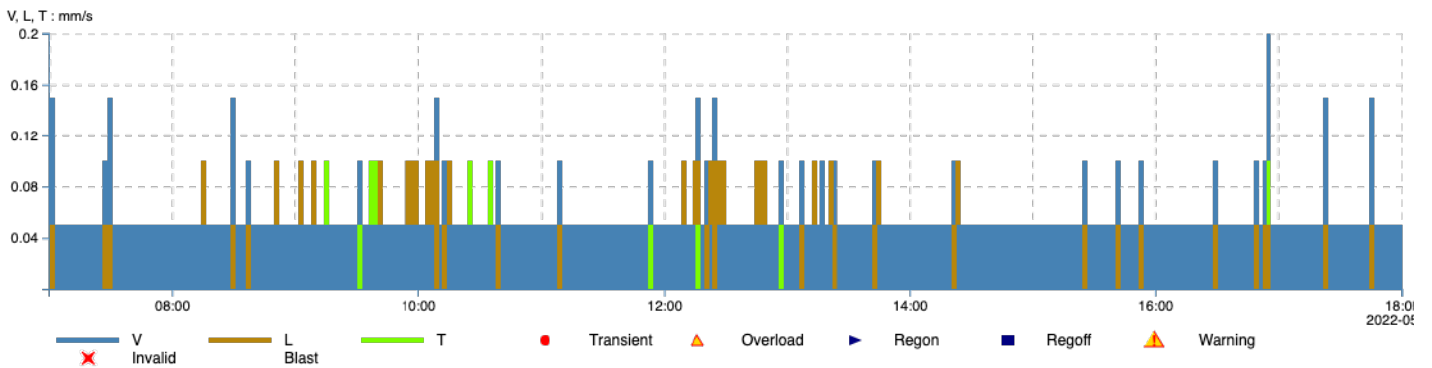
Project SM Parramatta
Project maintainer ██████████
Customer Delta Group
Customer contact ██████████
Time frame 2022-05-28 07:00 - 2022-05-28 18:00 (Australia/Sydney)
Measure point MP_15
Location 43-47 George St - East Facade
Sensor type C22
Serial no. 107549
Master(s) serial no. 107549
Latest calibration 2021-09-19
Standard AS 2187.2-2006 250mm/s 2-250Hz
Unit mm/s
Quantity Velocity
Interval time 2 min
Max V: 0.15 mm/s, L: 0.10 mm/s, T: 0.20 mm/s, R: 0.20 mm/s



X-span 2022-05-28 07:00:00 - 2022-05-28 18:00:00
Y-span V, L, T : mm/s: 0.0 - 0.20, R : mm/s: 0.0 - 0.20

	V	L	T	R
Max	0.15 mm/s	0.10 mm/s	0.20 mm/s	0.20 mm/s
Date	2022-05-28	2022-05-28	2022-05-28	2022-05-28
Time	08:32:00	09:44:00	17:24:00	08:32:00

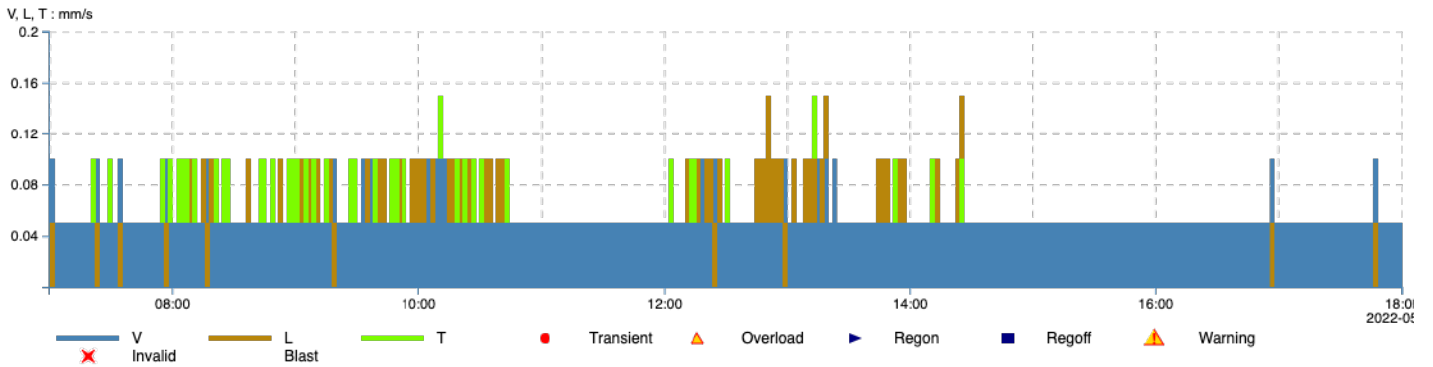
Project SM Parramatta
Project maintainer ██████████
Customer Delta Group
Customer contact ██████████
Time frame 2022-05-28 07:00 - 2022-05-28 18:00 (Australia/Sydney)
Measure point MP_16
Location 43-47 George St - West Facade
Sensor type C22
Serial no. 107553
Master(s) serial no. 107553
Latest calibration 2021-09-25
Standard AS 2187.2-2006 250mm/s 2-250Hz
Unit mm/s
Quantity Velocity
Interval time 2 min
Max V: 0.20 mm/s, L: 0.10 mm/s, T: 0.10 mm/s, R: 0.20 mm/s



X-span 2022-05-28 07:00:00 - 2022-05-28 18:00:00
Y-span V, L, T : mm/s: 0.0 - 0.20, R : mm/s: 0.0 - 0.20

	V	L	T	R
Max	0.20 mm/s	0.10 mm/s	0.10 mm/s	0.20 mm/s
Date	2022-05-28	2022-05-28	2022-05-28	2022-05-28
Time	16:56:00	08:16:00	09:16:00	12:26:00

Project SM Parramatta
Project maintainer ██████████
Customer Delta Group
Customer contact ██████████
Time frame 2022-05-28 07:00 - 2022-05-28 18:00 (Australia/Sydney)
Measure point MP_17
Location IGA 37-39 George St
Sensor type V12
Serial no. 25910
Master(s) serial no. 2477
Latest calibration 2020-10-23
Standard AS 2187.2-2006
 250 mm/s 2-250Hz
Unit mm/s
Quantity Velocity
Interval time 2 min
Max V: 0.10 mm/s, L: 0.15 mm/s, T: 0.15 mm/s

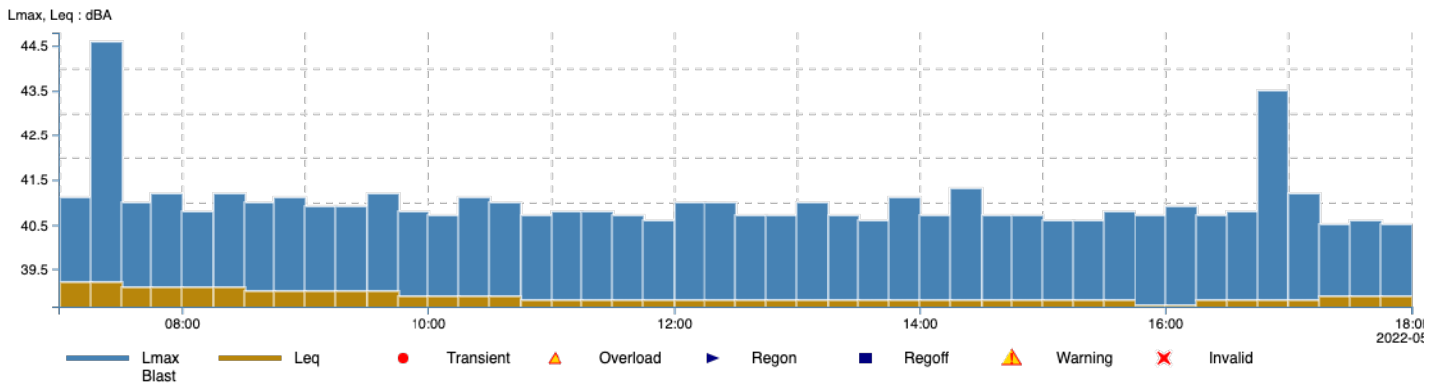


X-span 2022-05-28 07:00:00 - 2022-05-28 18:00:00

Y-span V, L, T : mm/s: 0.0 - 0.20

	V	L	T
Max	0.10 mm/s	0.15 mm/s	0.15 mm/s
Date	2022-05-28	2022-05-28	2022-05-28
Time	07:02:00	12:52:00	10:12:00

Project SM Parramatta
Project maintainer ██████████
Customer Delta Group
Customer contact ██████████
Time frame 2022-05-28 07:00 - 2022-05-28 18:00 (Australia/Sydney)
Measure point MP_18
Location IGA 37-39 George st
Sensor type S50
Serial no. 10786
Master(s) serial no. 2477
Latest calibration 2022-02-10
Standard Lmax + Leq
 40-115 dBA Fast
Unit dBA
Quantity Sound Pres.Level, Eqv.Sound Pres.L
Interval time 15 min
dB Corr -6 dB
Max Lmax: 44.60 dBA, Leq: 39.20 dBA

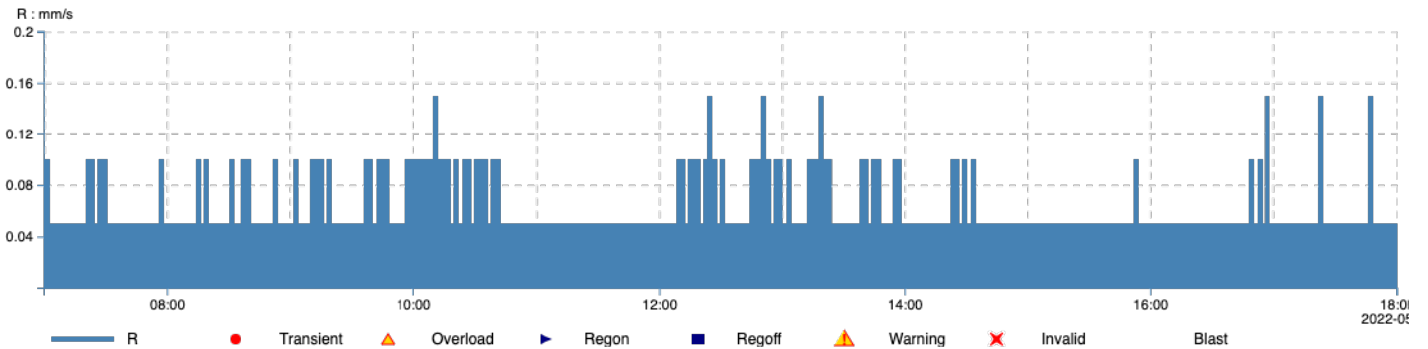
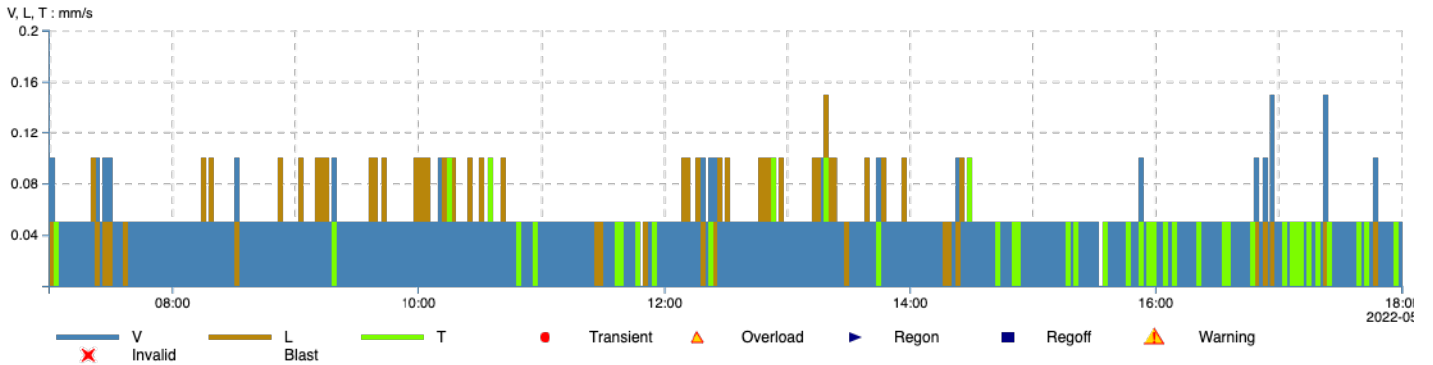


X-span 2022-05-28 07:00:00 - 2022-05-28 18:00:00

Y-span Lmax, Leq : dBA: 38.68 - 44.80

	Lmax	Leq
Max	44.60 dBA	39.20 dBA
Date	2022-05-28	2022-05-28
Time	07:30:00	07:15:00

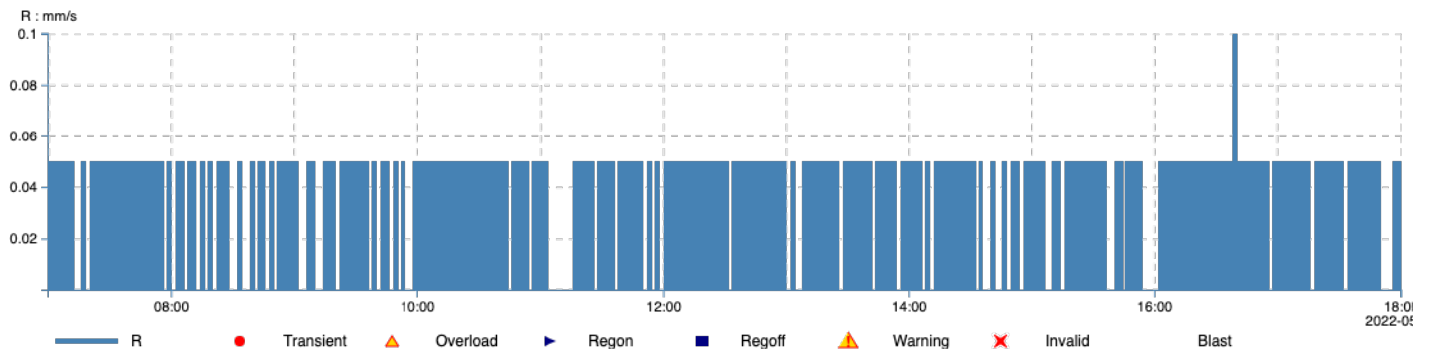
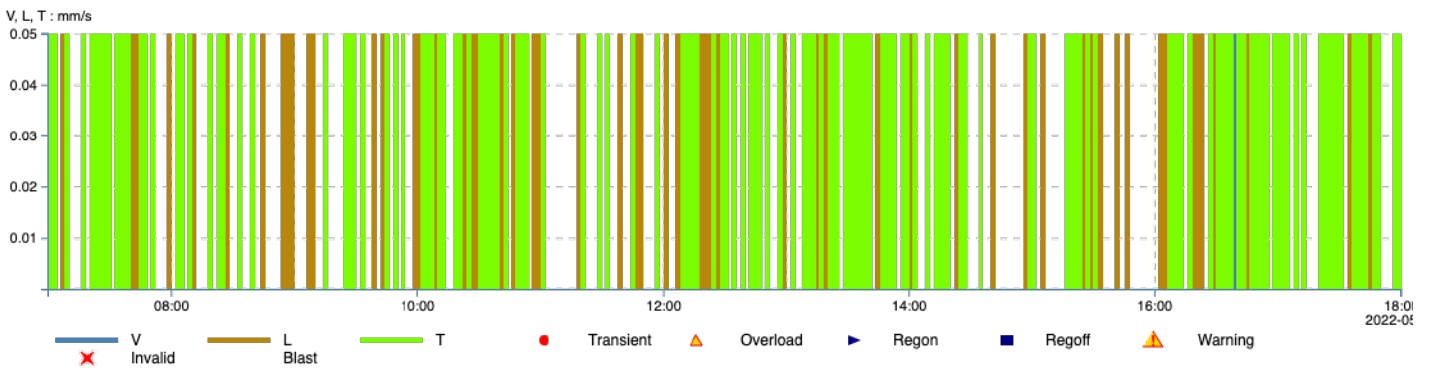
Project SM Parramatta
Project maintainer ██████████
Customer Delta Group
Customer contact ██████████
Time frame 2022-05-28 07:00 - 2022-05-28 18:00 (Australia/Sydney)
Measure point MP_19
Location 43-47 George St - South Facade
Sensor type C22
Serial no. 107554
Master(s) serial no. 107554
Latest calibration 2021-09-25
Standard AS 2187.2-2006 250mm/s 2-250Hz
Unit mm/s
Quantity Velocity
Interval time 2 min
Max V: 0.15 mm/s, L: 0.15 mm/s, T: 0.10 mm/s, R: 0.15 mm/s



X-span 2022-05-28 07:00:00 - 2022-05-28 18:00:00
Y-span V, L, T : mm/s: 0.0 - 0.20, R : mm/s: 0.0 - 0.20

	V	L	T	R
Max	0.15 mm/s	0.15 mm/s	0.10 mm/s	0.15 mm/s
Date	2022-05-28	2022-05-28	2022-05-28	2022-05-28
Time	16:58:00	13:20:00	08:54:00	10:12:00

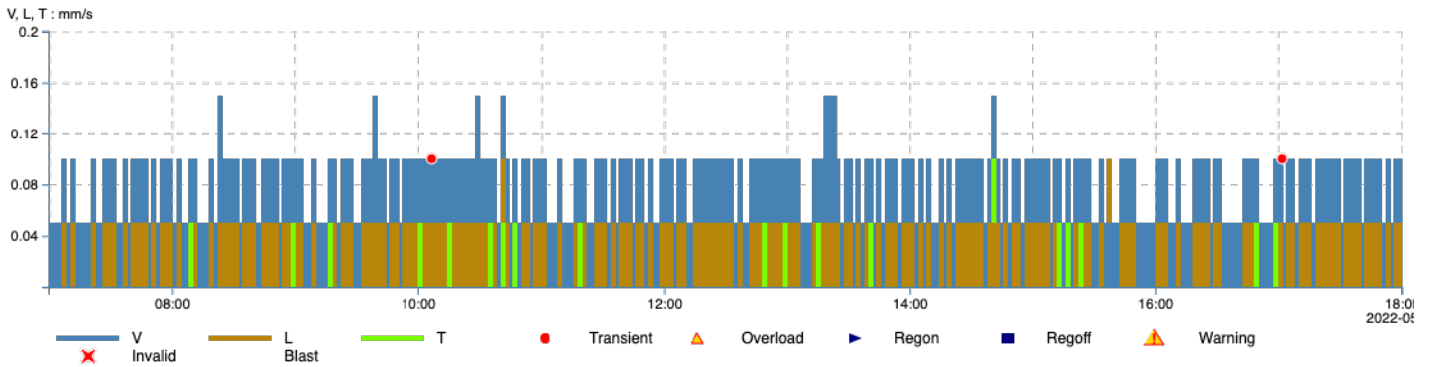
Project SM Parramatta
Project maintainer ██████████
Customer Delta Group
Customer contact ██████████
Time frame 2022-05-29 07:00 - 2022-05-29 18:00 (Australia/Sydney)
Measure point MP_1
Location 25 Smith St - UG Parking
Sensor type C22
Serial no. 102620
Master(s) serial no. 102620
Latest calibration 2021-09-21
Standard AS 2187.2-2006 250mm/s 2-250Hz
Unit mm/s
Quantity Velocity
Interval time 2 min
Max V: 0.050 mm/s, L: 0.050 mm/s, T: 0.050 mm/s, R: 0.10 mm/s



X-span 2022-05-29 07:00:00 - 2022-05-29 18:00:00
Y-span V, L, T : mm/s: 0.0 - 0.050, R : mm/s: 0.0 - 0.10

	V	L	T	R
Max	0.050 mm/s	0.050 mm/s	0.050 mm/s	0.10 mm/s
Date	2022-05-29	2022-05-29	2022-05-29	2022-05-29
Time	16:40:00	07:08:00	07:02:00	16:40:00

Project SM Parramatta
Project maintainer ██████████
Customer Delta Group
Customer contact ██████████
Time frame 2022-05-29 07:00 - 2022-05-29 18:00 (Australia/Sydney)
Measure point MP_2
Location 25 Smith St - Level 6
Sensor type V12
Serial no. 25110
Master(s) serial no. 2478
Latest calibration 2021-09-23
Standard AS 2187.2-2006
 250 mm/s 2-250Hz
Unit mm/s
Quantity Velocity
Interval time 2 min
Max V: 0.15 mm/s, L: 0.10 mm/s, T: 0.10 mm/s

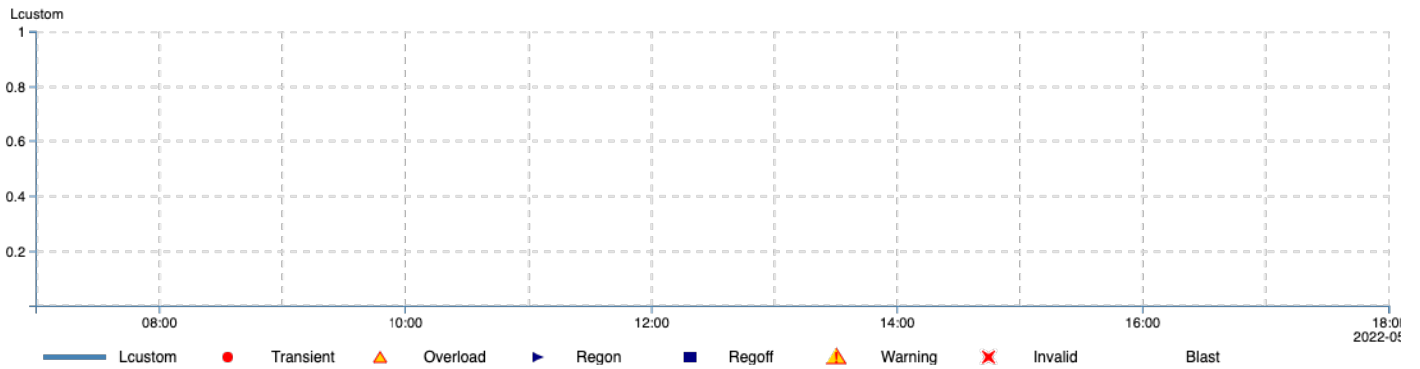
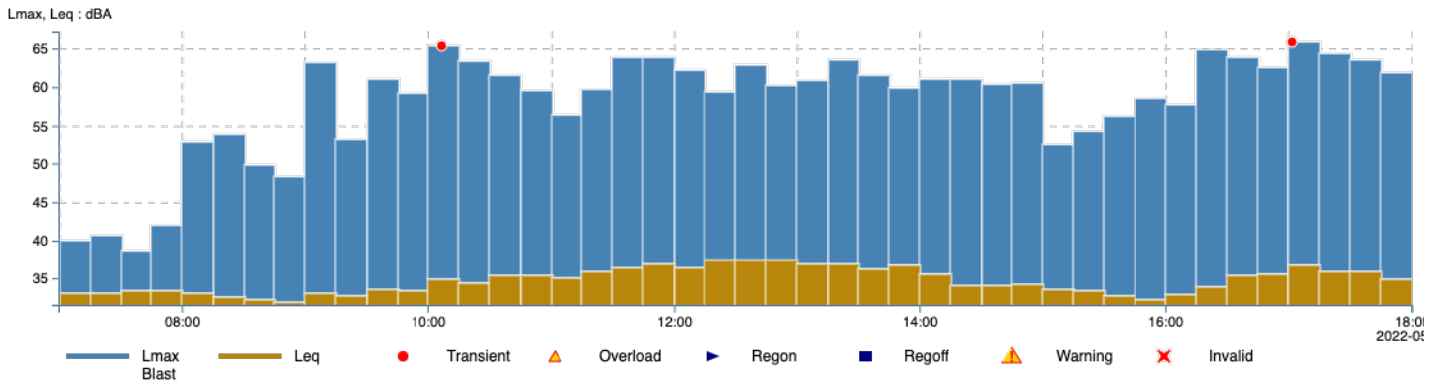


X-span 2022-05-29 07:00:00 - 2022-05-29 18:00:00

Y-span V, L, T : mm/s: 0.0 - 0.20

	V	L	T
Max	0.15 mm/s	0.10 mm/s	0.10 mm/s
Date	2022-05-29	2022-05-29	2022-05-29
Time	08:24:00	08:10:00	12:08:00

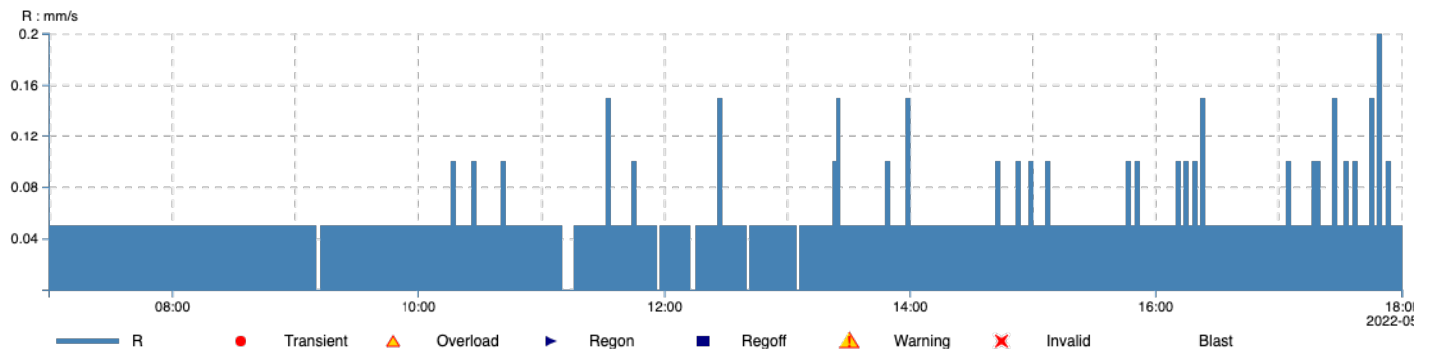
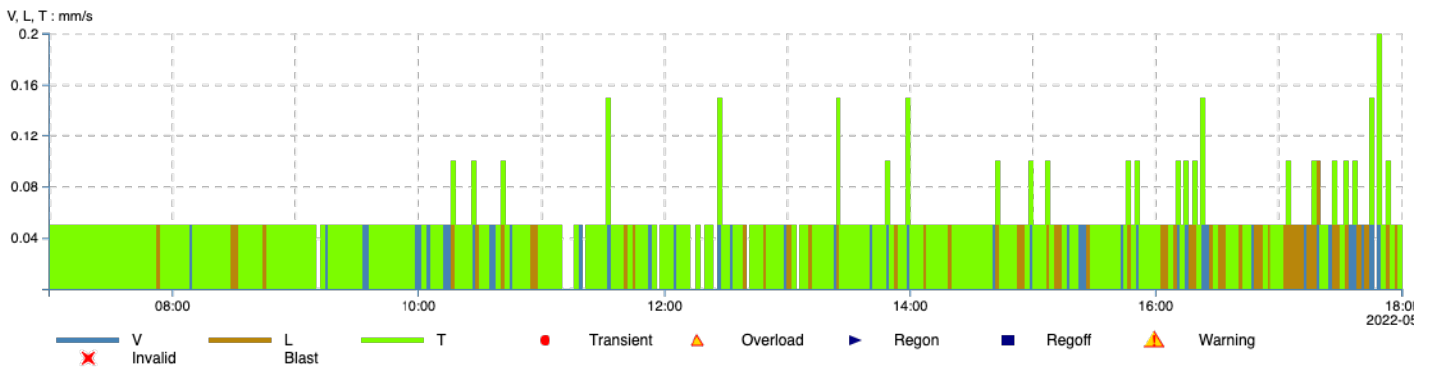
Project SM Parramatta
Project maintainer ██████████
Customer Delta Group
Customer contact ██████████
Time frame 2022-05-29 07:00 - 2022-05-29 18:00 (Australia/Sydney)
Measure point MP_3
Location 25 Smith St - Level 6
Sensor type S50
Serial no. 10883
Master(s) serial no. 2478
Latest calibration 2021-09-21
Standard Lmax + Leq
 30-105 dBA Fast
Unit dBA
Quantity Sound Pres.Level, Eqv.Sound Pres.L
Interval time 15 min
Max Lmax: 65.90 dBA, Leq: 37.40 dBA, Lcustom:



X-span 2022-05-29 07:00:00 - 2022-05-29 18:00:00
Y-span Lmax, Leq : dBA: 31.63 - 67.26, Lcustom: 0.0 - 1.0

	Lmax	Leq	Lcustom
Max	65.90 dBA	37.40 dBA	-
Date	2022-05-29	2022-05-29	-
Time	17:15:00	12:45:00	-

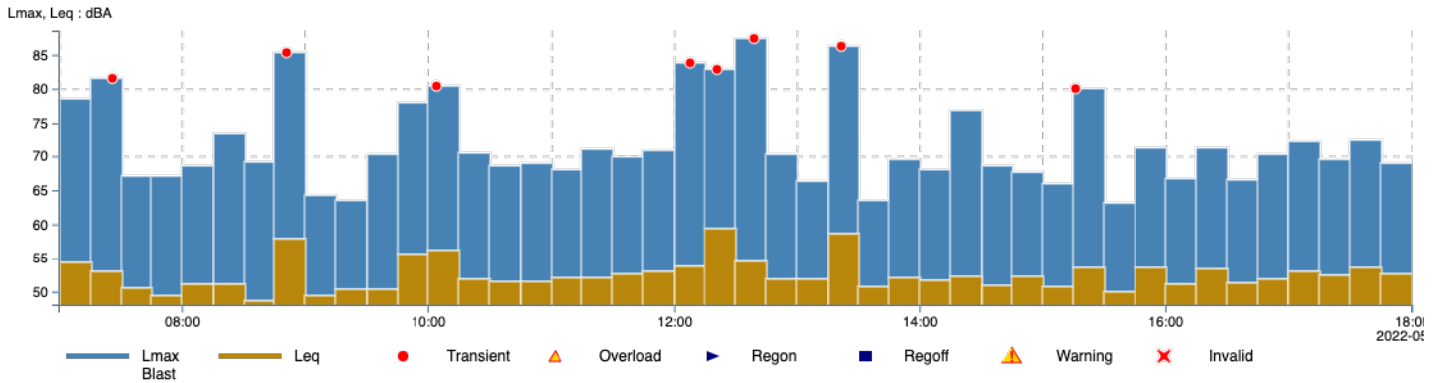
Project SM Parramatta
Project maintainer ██████████
Customer Delta Group
Customer contact ██████████
Time frame 2022-05-29 07:00 - 2022-05-29 18:00 (Australia/Sydney)
Measure point MP_4
Location 62-64 Macquarie St - East (Kia Ora Bldg)
Sensor type C22
Serial no. 102365
Master(s) serial no. 102365
Latest calibration 2021-09-29
Standard AS 2187.2-2006 250mm/s 2-250Hz
Unit mm/s
Quantity Velocity
Interval time 2 min
Max V: 0.050 mm/s, L: 0.10 mm/s, T: 0.20 mm/s, R: 0.20 mm/s



X-span 2022-05-29 07:00:00 - 2022-05-29 18:00:00
Y-span V, L, T : mm/s: 0.0 - 0.20, R : mm/s: 0.0 - 0.20

	V	L	T	R
Max	0.050 mm/s	0.10 mm/s	0.20 mm/s	0.20 mm/s
Date	2022-05-29	2022-05-29	2022-05-29	2022-05-29
Time	08:10:00	17:20:00	17:50:00	17:50:00

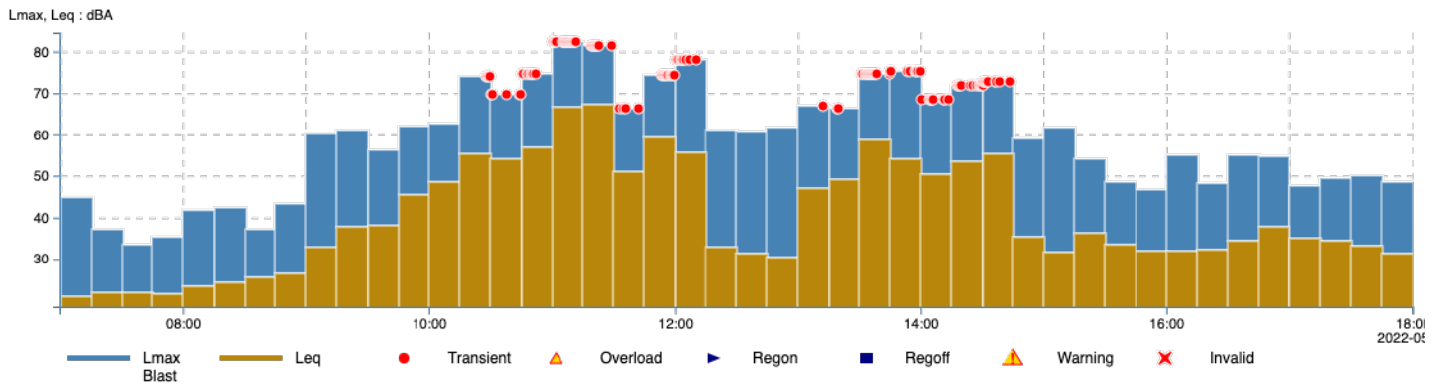
Project SM Parramatta
Project maintainer ██████████
Customer Delta Group
Customer contact ██████████
Time frame 2022-05-29 07:00 - 2022-05-29 18:00 (Australia/Sydney)
Measure point MP_5
Location 29 Smith St - L2 balcony
Sensor type S50
Serial no. 10835
Master(s) serial no. 2329
Latest calibration 2021-09-21
Standard Lmax + Leq
 55-130 dBA Fast
Unit dBA
Quantity Sound Pres.Level, Eqv.Sound Pres.L
Interval time 15 min
dB Corr -6 dB
Max Lmax: 87.40 dBA, Leq: 59.30 dBA



X-span 2022-05-29 07:00:00 - 2022-05-29 18:00:00
Y-span Lmax, Leq : dBA: 48.17 - 88.61

	Lmax	Leq
Max	87.40 dBA	59.30 dBA
Date	2022-05-29	2022-05-29
Time	12:45:00	12:30:00

Project SM Parramatta
Project maintainer ██████████
Customer Delta Group
Customer contact ██████████
Time frame 2022-05-29 07:00 - 2022-05-29 18:00 (Australia/Sydney)
Measure point MP_6
Location 119 Macquarie St (Leigh Memorial Church)
Sensor type S50
Serial no. 10887
Master(s) serial no. 2666
Latest calibration 2021-05-03
Standard Lmax + Leq
 30-105 dBA Fast
Unit dBA
Quantity Sound Pres.Level, Eqv.Sound Pres.L
Interval time 15 min
dB Corr -7 dB
Max Lmax: 82.20 dBA, Leq: 67.40 dBA

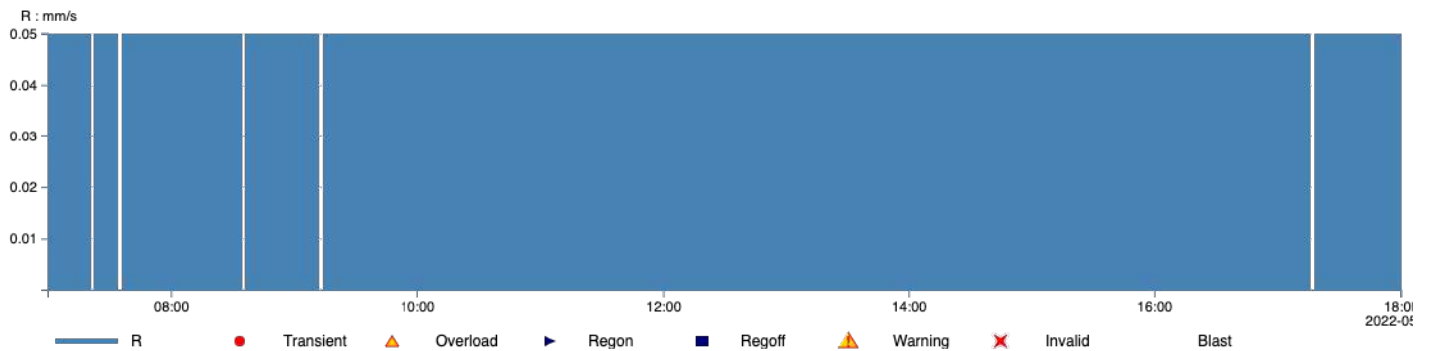
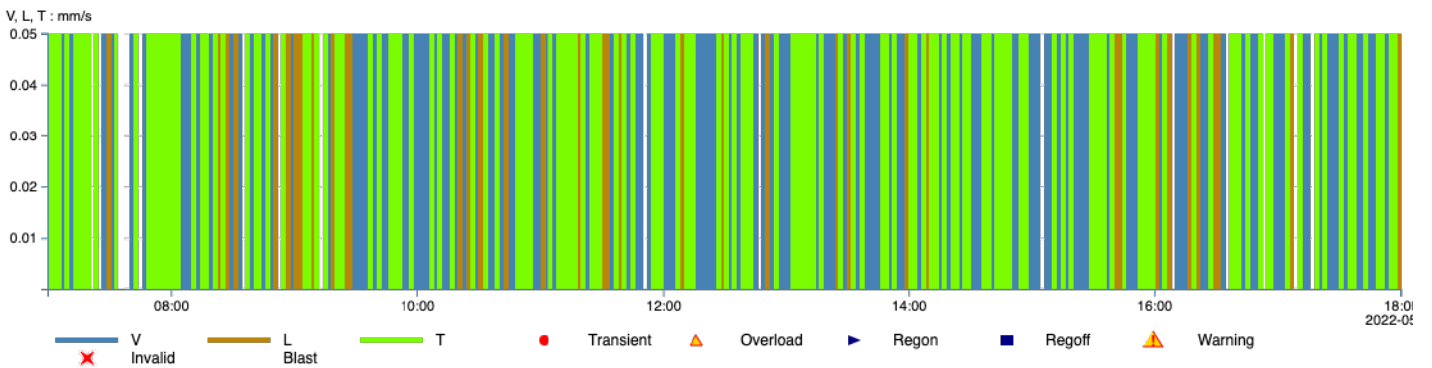


X-span 2022-05-29 07:00:00 - 2022-05-29 18:00:00

Y-span Lmax, Leq : dBA: 18.57 - 84.64

	Lmax	Leq
Max	82.20 dBA	67.40 dBA
Date	2022-05-29	2022-05-29
Time	11:15:00	11:30:00

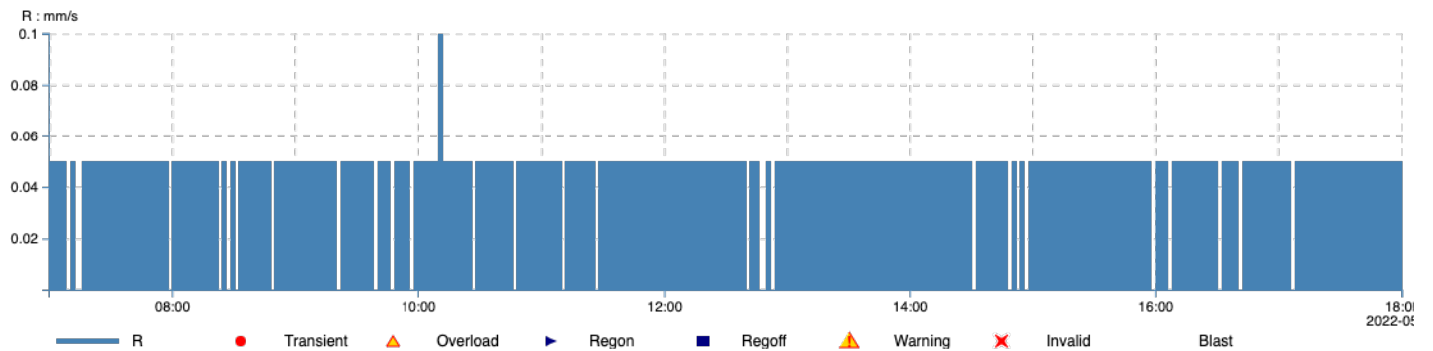
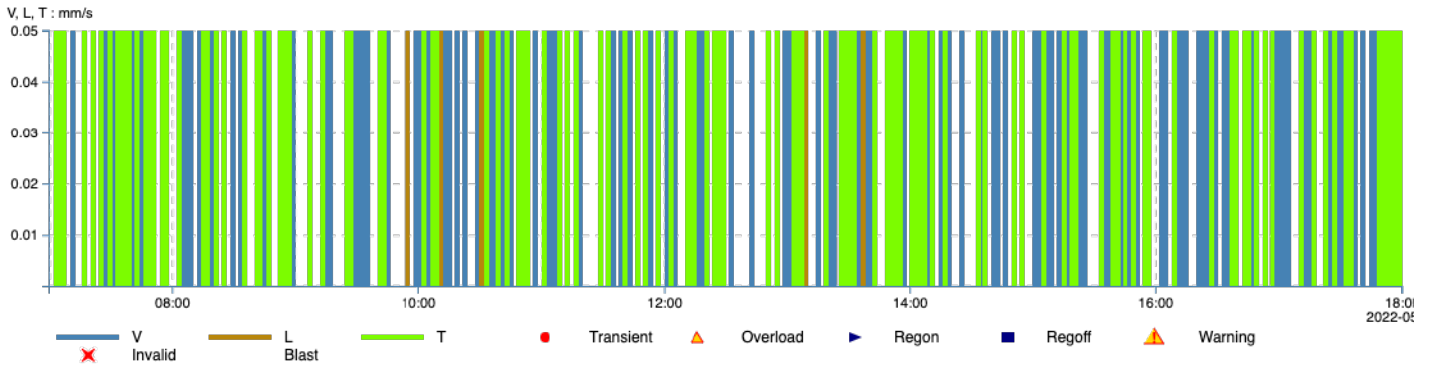
Project SM Parramatta
Project maintainer ██████████
Customer Delta Group
Customer contact ██████████
Time frame 2022-05-29 07:00 - 2022-05-29 18:00 (Australia/Sydney)
Measure point MP_7
Location Roxy
Sensor type C22
Serial no. 101604
Master(s) serial no. 101604
Latest calibration 2021-10-01
Standard AS 2187.2-2006 250mm/s 2-250Hz
Unit mm/s
Quantity Velocity
Interval time 2 min
Max V: 0.050 mm/s, L: 0.050 mm/s, T: 0.050 mm/s, R: 0.050 mm/s



X-span 2022-05-29 07:00:00 - 2022-05-29 18:00:00
Y-span V, L, T : mm/s: 0.0 - 0.050, R : mm/s: 0.0 - 0.050

	V	L	T	R
Max	0.050 mm/s	0.050 mm/s	0.050 mm/s	0.050 mm/s
Date	2022-05-29	2022-05-29	2022-05-29	2022-05-29
Time	07:08:00	07:30:00	07:02:00	07:02:00

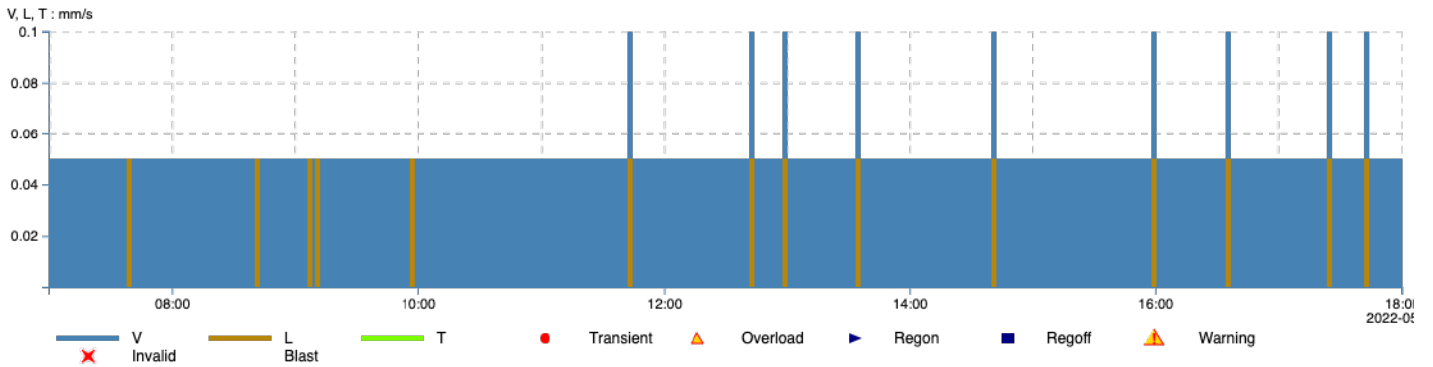
Project SM Parramatta
Project maintainer ██████████
Customer Delta Group
Customer contact ██████████
Time frame 2022-05-29 07:00 - 2022-05-29 18:00 (Australia/Sydney)
Measure point MP_8
Location 62-64 Macquarie St - West (Kia Ora Bldg)
Sensor type C22
Serial no. 106838
Master(s) serial no. 106838
Latest calibration 2021-06-01
Standard AS 2187.2-2006 250mm/s 2-250Hz
Unit mm/s
Quantity Velocity
Interval time 2 min
Max V: 0.050 mm/s, L: 0.050 mm/s, T: 0.050 mm/s, R: 0.10 mm/s



X-span 2022-05-29 07:00:00 - 2022-05-29 18:00:00
Y-span V, L, T : mm/s: 0.0 - 0.050, R : mm/s: 0.0 - 0.10

	V	L	T	R
Max	0.050 mm/s	0.050 mm/s	0.050 mm/s	0.10 mm/s
Date	2022-05-29	2022-05-29	2022-05-29	2022-05-29
Time	07:12:00	09:56:00	07:04:00	10:12:00

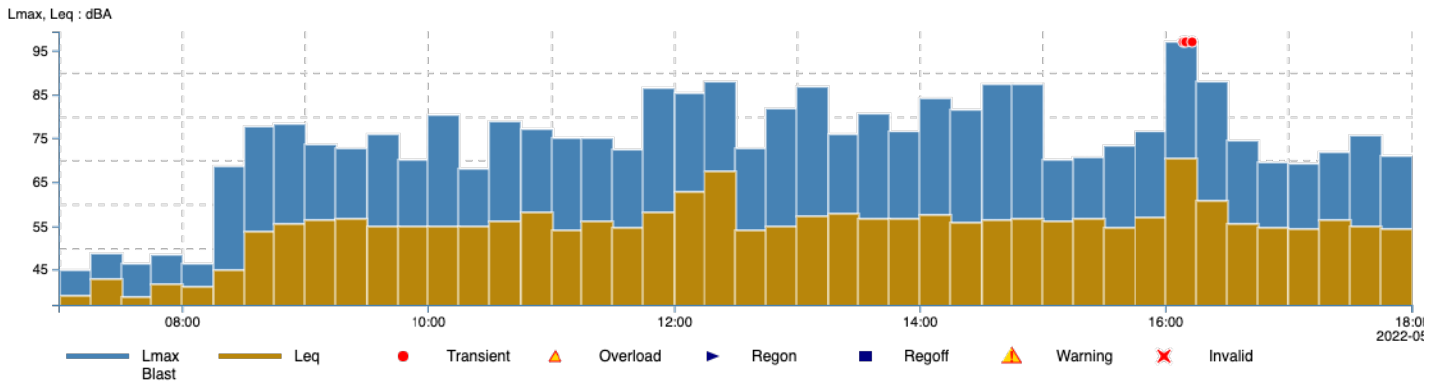
Project SM Parramatta
Project maintainer ██████████
Customer Delta Group
Customer contact ████████████████████
Time frame 2022-05-29 07:00 - 2022-05-29 18:00 (Australia/Sydney)
Measure point MP_9
Location 62-64 Macquarie St - North (Kia Ora Bldg)
Sensor type V12
Serial no. 21760
Master(s) serial no. 7724
Latest calibration 2021-09-21
Standard AS 2187.2-2006
 250 mm/s 2-250Hz
Unit mm/s
Quantity Velocity
Interval time 2 min
Max V: 0.10 mm/s, L: 0.050 mm/s, T: 0.050 mm/s



X-span 2022-05-29 07:00:00 - 2022-05-29 18:00:00
Y-span V, L, T : mm/s: 0.0 - 0.10

	V	L	T
Max	0.10 mm/s	0.050 mm/s	0.050 mm/s
Date	2022-05-29	2022-05-29	2022-05-29
Time	11:44:00	07:02:00	07:02:00

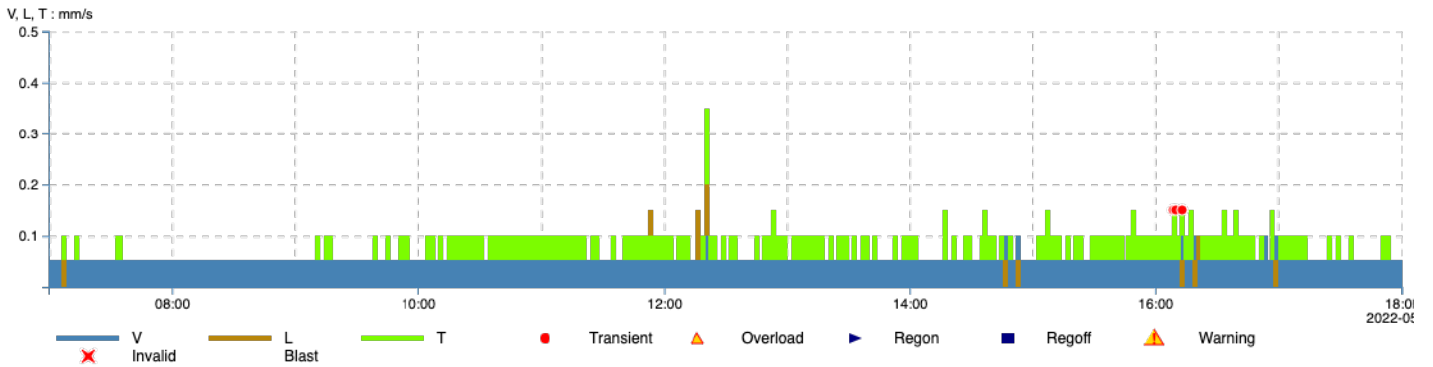
Project SM Parramatta
Project maintainer ██████████
Customer Delta Group
Customer contact ██████████
Time frame 2022-05-29 07:00 - 2022-05-29 18:00 (Australia/Sydney)
Measure point MP_10
Location 240 Church St
Sensor type S50
Serial no. 11103
Master(s) serial no. 7725
Latest calibration 2020-10-30
Standard Lmax + Leq
 40-115 dBA Fast
Unit dBA
Quantity Sound Pres.Level, Eqv.Sound Pres.L
Interval time 15 min
Max Lmax: 96.80 dBA, Leq: 70.40 dBA



X-span 2022-05-29 07:00:00 - 2022-05-29 18:00:00
Y-span Lmax, Leq : dBA: 37.12 - 99.39

	Lmax	Leq
Max	96.80 dBA	70.40 dBA
Date	2022-05-29	2022-05-29
Time	16:15:00	16:15:00

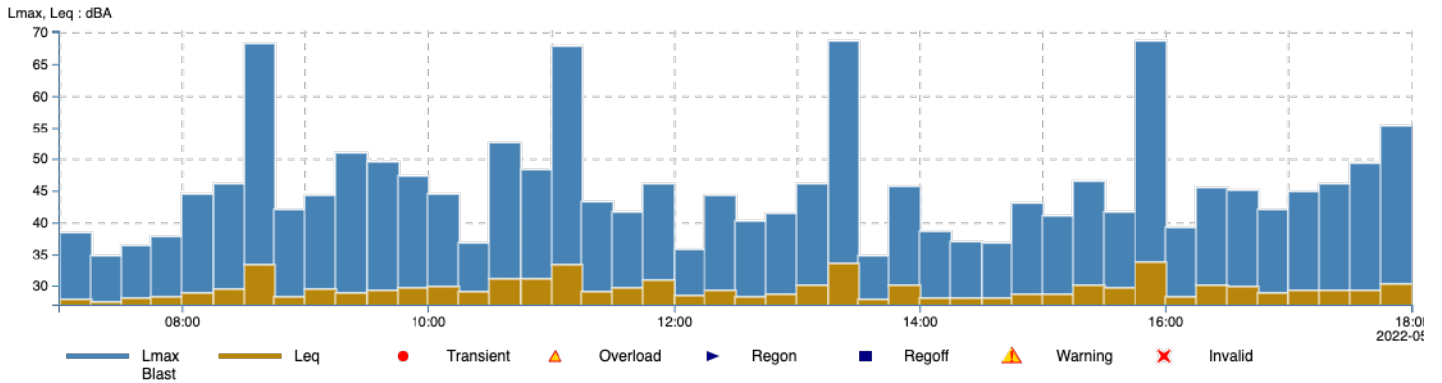
Project SM Parramatta
Project maintainer ██████████
Customer Delta Group
Customer contact ██████████
Time frame 2022-05-29 07:00 - 2022-05-29 18:00 (Australia/Sydney)
Measure point MP_11
Location 240 Church St
Sensor type V12
Serial no. 26270
Master(s) serial no. 7725
Latest calibration 2021-09-21
Standard AS 2187.2-2006
 250 mm/s 2-250Hz
Unit mm/s
Quantity Velocity
Interval time 2 min
Max V: 0.10 mm/s, L: 0.20 mm/s, T: 0.35 mm/s



X-span 2022-05-29 07:00:00 - 2022-05-29 18:00:00
Y-span V, L, T : mm/s: 0.0 - 0.50

	V	L	T
Max	0.10 mm/s	0.20 mm/s	0.35 mm/s
Date	2022-05-29	2022-05-29	2022-05-29
Time	12:22:00	12:22:00	12:22:00

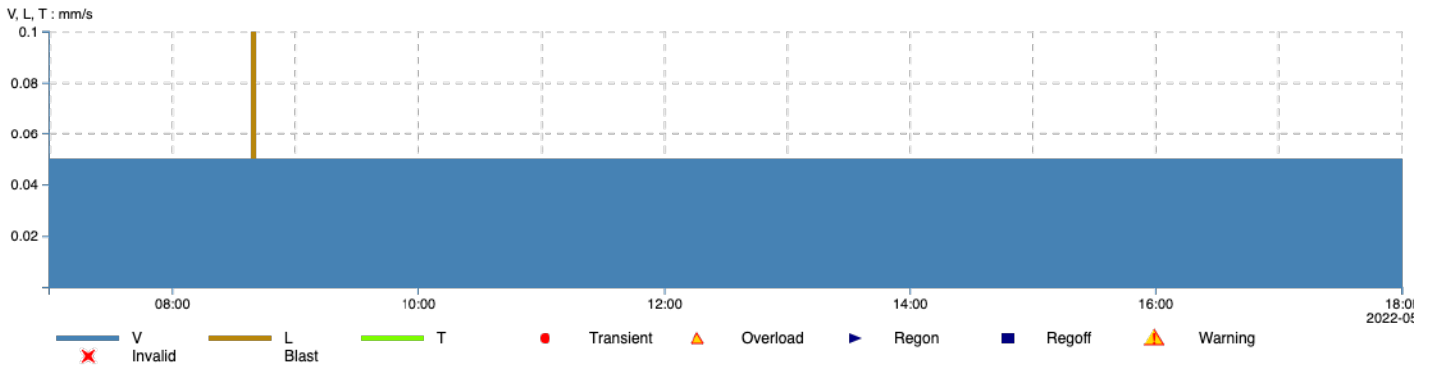
Project SM Parramatta
Project maintainer ██████████
Customer Delta Group
Customer contact ██████████
Time frame 2022-05-29 07:00 - 2022-05-29 18:00 (Australia/Sydney)
Measure point MP_12
Location 216-218 Church st
Sensor type S50
Serial no. 10439
Master(s) serial no. 2332
Latest calibration 2022-02-13
Standard Lmax + Leq
 40-115 dBA Fast
Unit dBA
Quantity Sound Pres.Level, Eqv.Sound Pres.L
Interval time 15 min
dB Corr -6 dB
Max Lmax: 68.60 dBA, Leq: 33.70 dBA



X-span 2022-05-29 07:00:00 - 2022-05-29 18:00:00
Y-span Lmax, Leq : dBA: 27.085 - 70.29

	Lmax	Leq
Max	68.60 dBA	33.70 dBA
Date	2022-05-29	2022-05-29
Time	13:30:00	16:00:00

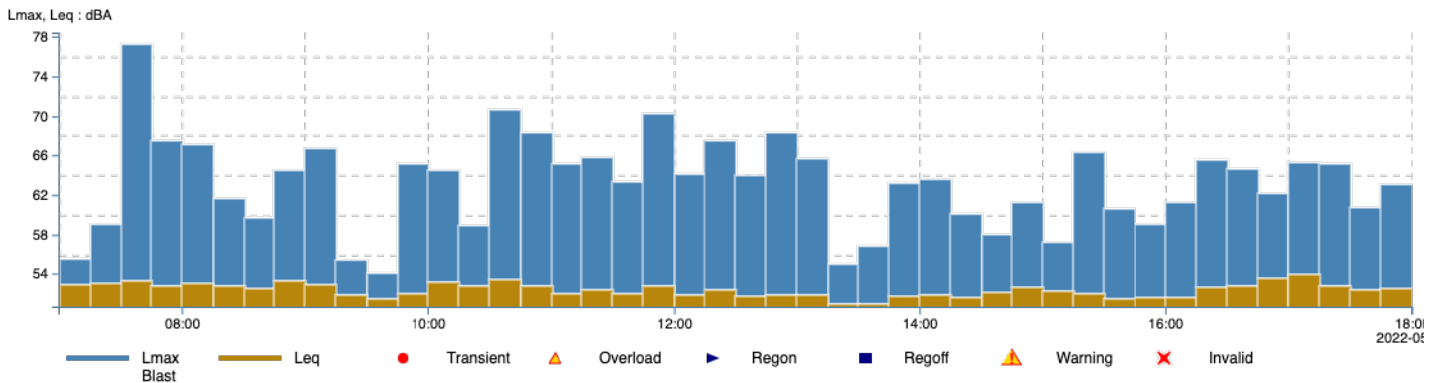
Project SM Parramatta
Project maintainer ██████████
Customer Delta Group
Customer contact ████████████████████
Time frame 2022-05-29 07:00 - 2022-05-29 18:00 (Australia/Sydney)
Measure point MP_13
Location 216-218 Church St
Sensor type V12
Serial no. 25760
Master(s) serial no. 2332
Latest calibration 2019-08-08
Standard AS 2187.2-2006
 250 mm/s 2-250Hz
Unit mm/s
Quantity Velocity
Interval time 2 min
Max V: 0.050 mm/s, L: 0.10 mm/s, T: 0.050 mm/s



X-span 2022-05-29 07:00:00 - 2022-05-29 18:00:00
Y-span V, L, T : mm/s: 0.0 - 0.10

	V	L	T
Max	0.050 mm/s	0.10 mm/s	0.050 mm/s
Date	2022-05-29	2022-05-29	2022-05-29
Time	07:02:00	08:40:00	07:06:00

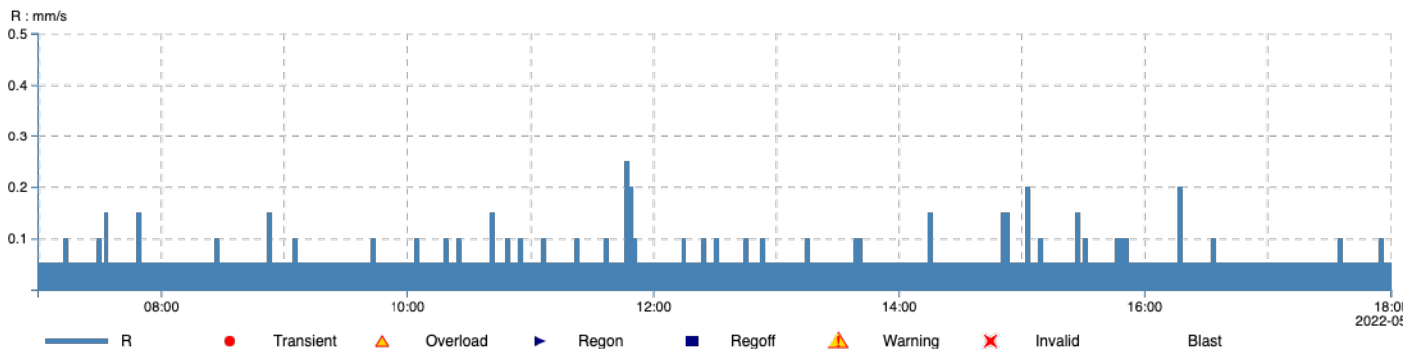
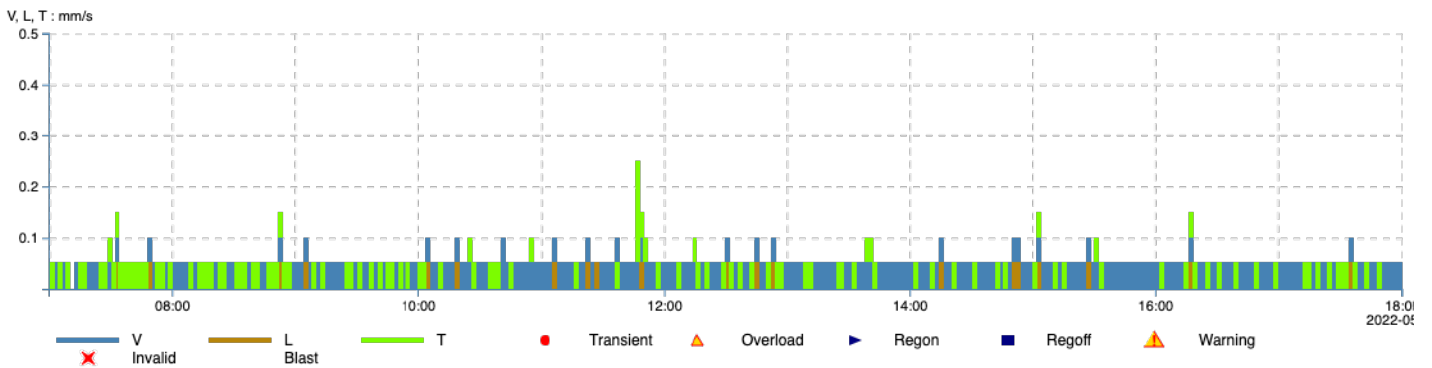
Project SM Parramatta
Project maintainer ██████████
Customer Delta Group
Customer contact ██████████
Time frame 2022-05-29 07:00 - 2022-05-29 18:00 (Australia/Sydney)
Measure point MP_14
Location 211 Church St
Sensor type S50
Serial no. 9923
Master(s) serial no. 2255
Latest calibration 2022-02-10
Standard Lmax + Leq
 55-130 dBA Fast
Unit dBA
Quantity Sound Pres.Level, Eqv.Sound Pres.L
Interval time 15 min
dB Corr -6 dB
Max Lmax: 77.30 dBA, Leq: 53.90 dBA



X-span 2022-05-29 07:00:00 - 2022-05-29 18:00:00
Y-span Lmax, Leq : dBA: 50.75 - 78.46

	Lmax	Leq
Max	77.30 dBA	53.90 dBA
Date	2022-05-29	2022-05-29
Time	07:45:00	17:15:00

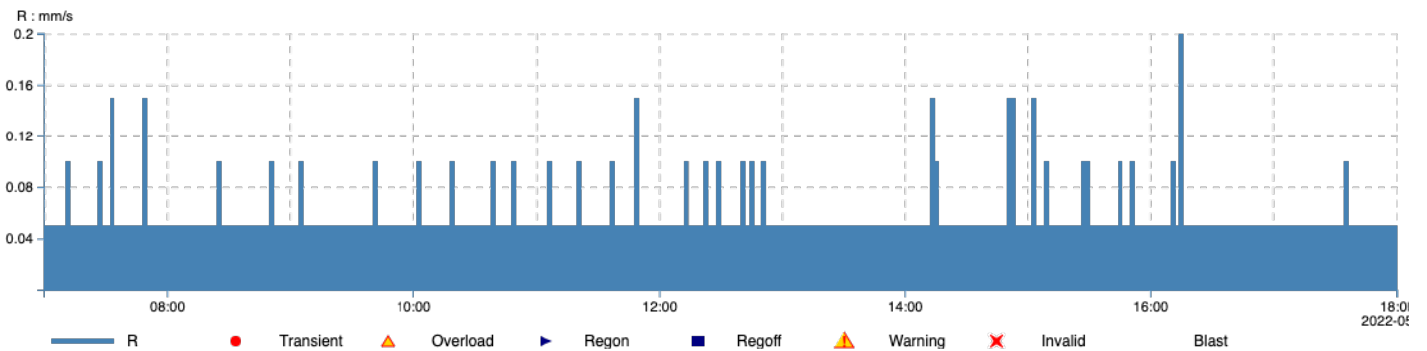
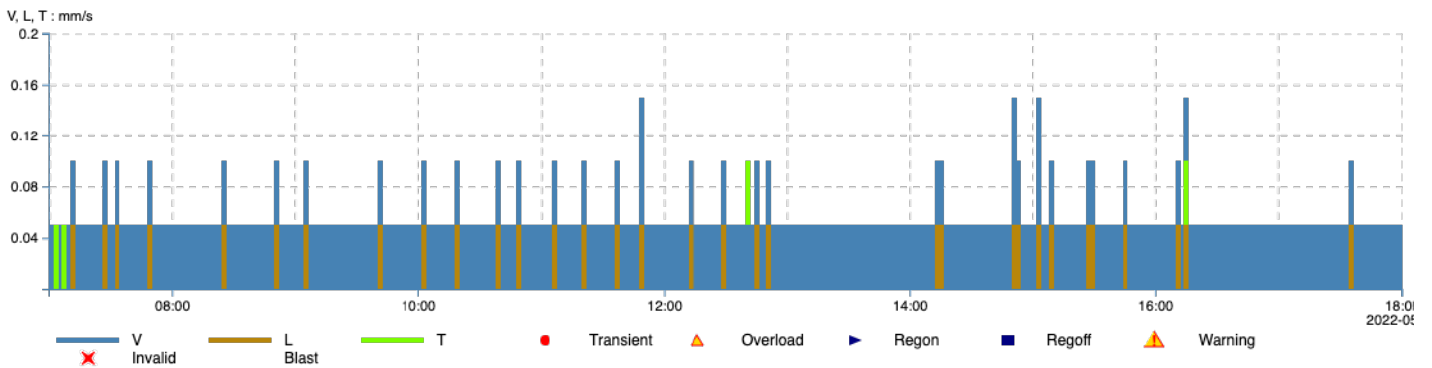
Project SM Parramatta
Project maintainer ██████████
Customer Delta Group
Customer contact ██████████
Time frame 2022-05-29 07:00 - 2022-05-29 18:00 (Australia/Sydney)
Measure point MP_15
Location 43-47 George St - East Facade
Sensor type C22
Serial no. 107549
Master(s) serial no. 107549
Latest calibration 2021-09-19
Standard AS 2187.2-2006 250mm/s 2-250Hz
Unit mm/s
Quantity Velocity
Interval time 2 min
Max V: 0.10 mm/s, L: 0.050 mm/s, T: 0.25 mm/s, R: 0.25 mm/s



X-span 2022-05-29 07:00:00 - 2022-05-29 18:00:00
Y-span V, L, T : mm/s: 0.0 - 0.50, R : mm/s: 0.0 - 0.50

	V	L	T	R
Max	0.10 mm/s	0.050 mm/s	0.25 mm/s	0.25 mm/s
Date	2022-05-29	2022-05-29	2022-05-29	2022-05-29
Time	07:34:00	07:34:00	11:48:00	11:48:00

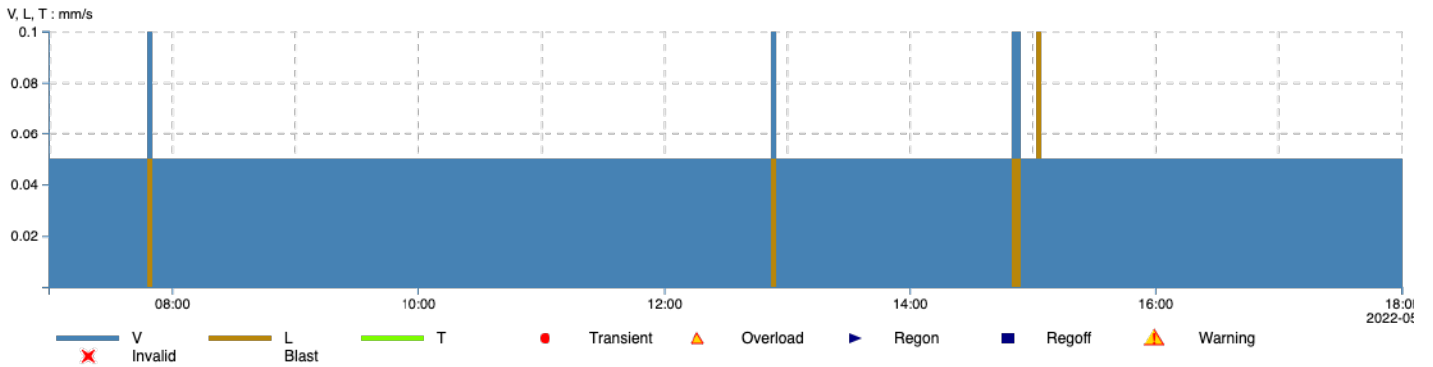
Project SM Parramatta
Project maintainer ██████████
Customer Delta Group
Customer contact ██████████
Time frame 2022-05-29 07:00 - 2022-05-29 18:00 (Australia/Sydney)
Measure point MP_16
Location 43-47 George St - West Facade
Sensor type C22
Serial no. 107553
Master(s) serial no. 107553
Latest calibration 2021-09-25
Standard AS 2187.2-2006 250mm/s 2-250Hz
Unit mm/s
Quantity Velocity
Interval time 2 min
Max V: 0.15 mm/s, L: 0.050 mm/s, T: 0.10 mm/s, R: 0.20 mm/s



X-span 2022-05-29 07:00:00 - 2022-05-29 18:00:00
Y-span V, L, T : mm/s: 0.0 - 0.20, R : mm/s: 0.0 - 0.20

	V	L	T	R
Max	0.15 mm/s	0.050 mm/s	0.10 mm/s	0.20 mm/s
Date	2022-05-29	2022-05-29	2022-05-29	2022-05-29
Time	11:50:00	07:12:00	12:42:00	16:16:00

Project SM Parramatta
Project maintainer ██████████
Customer Delta Group
Customer contact ██████████
Time frame 2022-05-29 07:00 - 2022-05-29 18:00 (Australia/Sydney)
Measure point MP_17
Location IGA 37-39 George St
Sensor type V12
Serial no. 25910
Master(s) serial no. 2477
Latest calibration 2020-10-23
Standard AS 2187.2-2006
 250 mm/s 2-250Hz
Unit mm/s
Quantity Velocity
Interval time 2 min
Max V: 0.10 mm/s, L: 0.10 mm/s, T: 0.050 mm/s

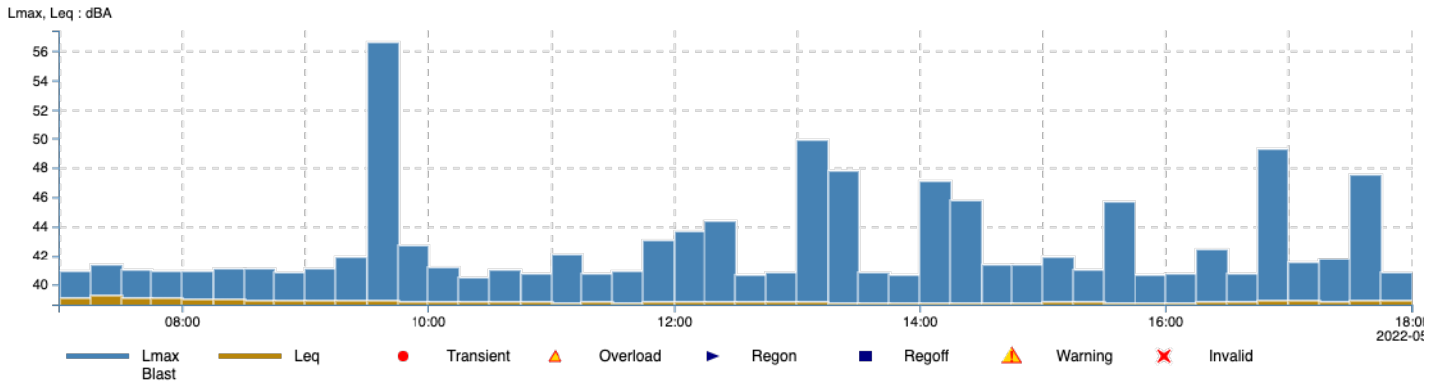


X-span 2022-05-29 07:00:00 - 2022-05-29 18:00:00

Y-span V, L, T : mm/s: 0.0 - 0.10

	V	L	T
Max	0.10 mm/s	0.10 mm/s	0.050 mm/s
Date	2022-05-29	2022-05-29	2022-05-29
Time	07:50:00	15:04:00	07:02:00

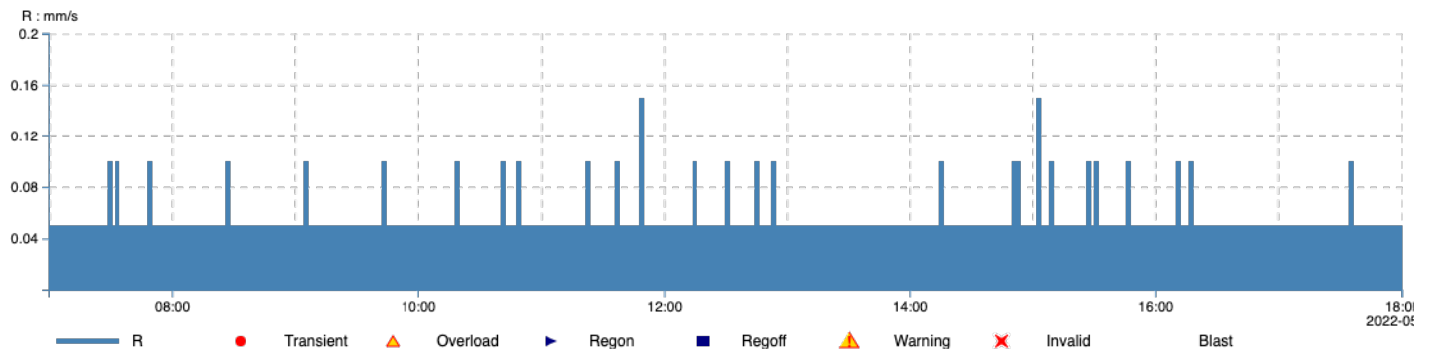
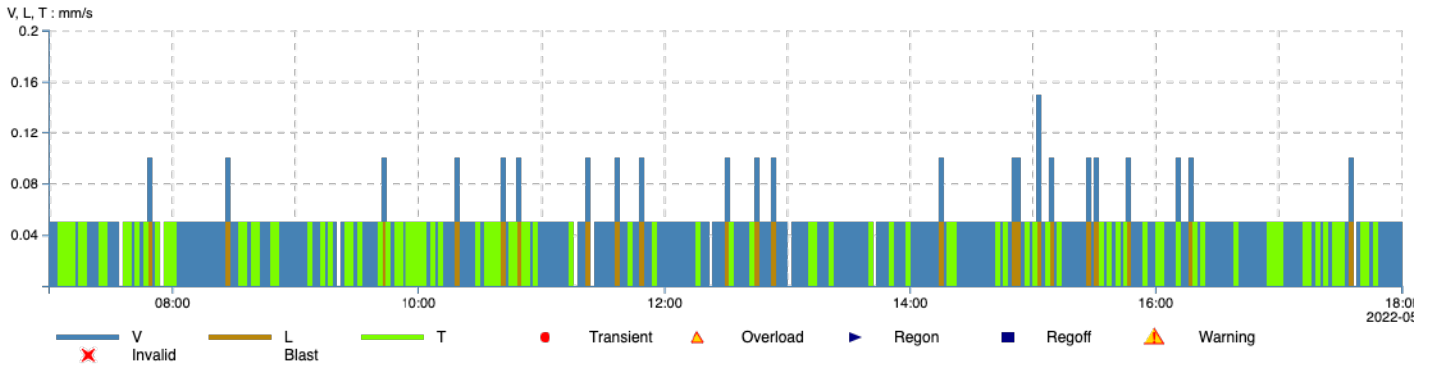
Project SM Parramatta
Project maintainer ██████████
Customer Delta Group
Customer contact ██████████
Time frame 2022-05-29 07:00 - 2022-05-29 18:00 (Australia/Sydney)
Measure point MP_18
Location IGA 37-39 George st
Sensor type S50
Serial no. 10786
Master(s) serial no. 2477
Latest calibration 2022-02-10
Standard Lmax + Leq
 40-115 dBA Fast
Unit dBA
Quantity Sound Pres.Level, Eqv.Sound Pres.L
Interval time 15 min
dB Corr -6 dB
Max Lmax: 56.60 dBA, Leq: 39.20 dBA



X-span 2022-05-29 07:00:00 - 2022-05-29 18:00:00
Y-span Lmax, Leq : dBA: 38.68 - 57.41

Max	Lmax	56.60 dBA	Leq	39.20 dBA
Date		2022-05-29		2022-05-29
Time		09:45:00		07:30:00

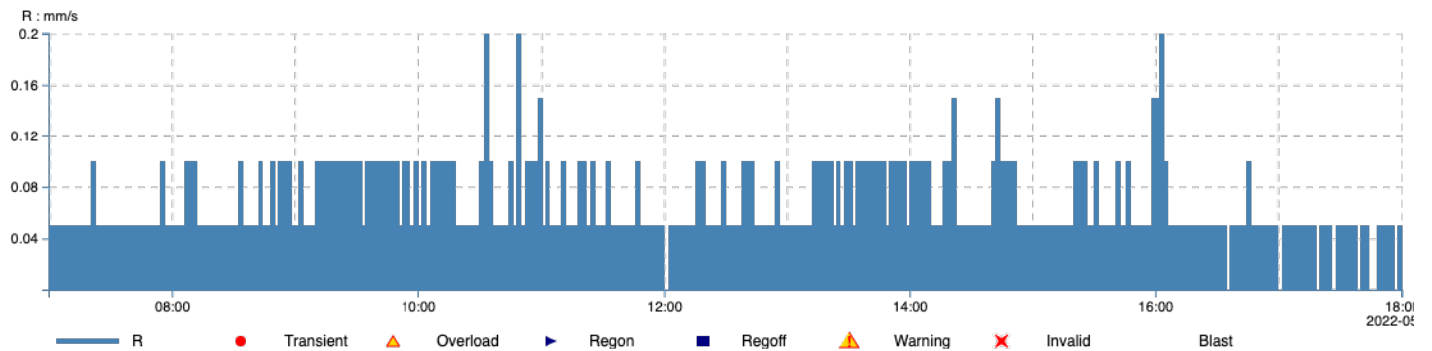
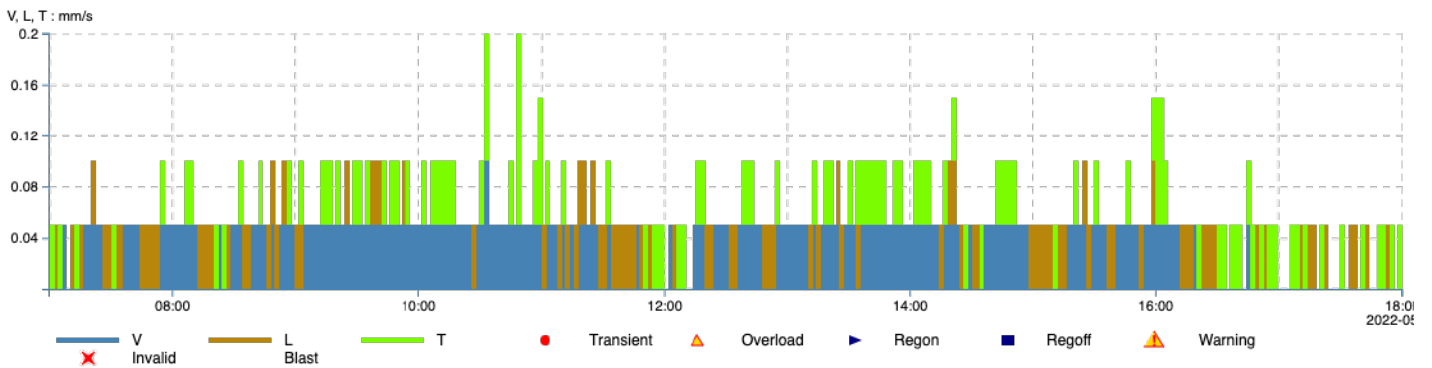
Project SM Parramatta
Project maintainer ██████████
Customer Delta Group
Customer contact ██████████
Time frame 2022-05-29 07:00 - 2022-05-29 18:00 (Australia/Sydney)
Measure point MP_19
Location 43-47 George St - South Facade
Sensor type C22
Serial no. 107554
Master(s) serial no. 107554
Latest calibration 2021-09-25
Standard AS 2187.2-2006 250mm/s 2-250Hz
Unit mm/s
Quantity Velocity
Interval time 2 min
Max V: 0.15 mm/s, L: 0.050 mm/s, T: 0.050 mm/s, R: 0.15 mm/s



X-span 2022-05-29 07:00:00 - 2022-05-29 18:00:00
Y-span V, L, T : mm/s: 0.0 - 0.20, R : mm/s: 0.0 - 0.20

	V	L	T	R
Max	0.15 mm/s	0.050 mm/s	0.050 mm/s	0.15 mm/s
Date	2022-05-29	2022-05-29	2022-05-29	2022-05-29
Time	15:04:00	07:14:00	07:02:00	11:50:00

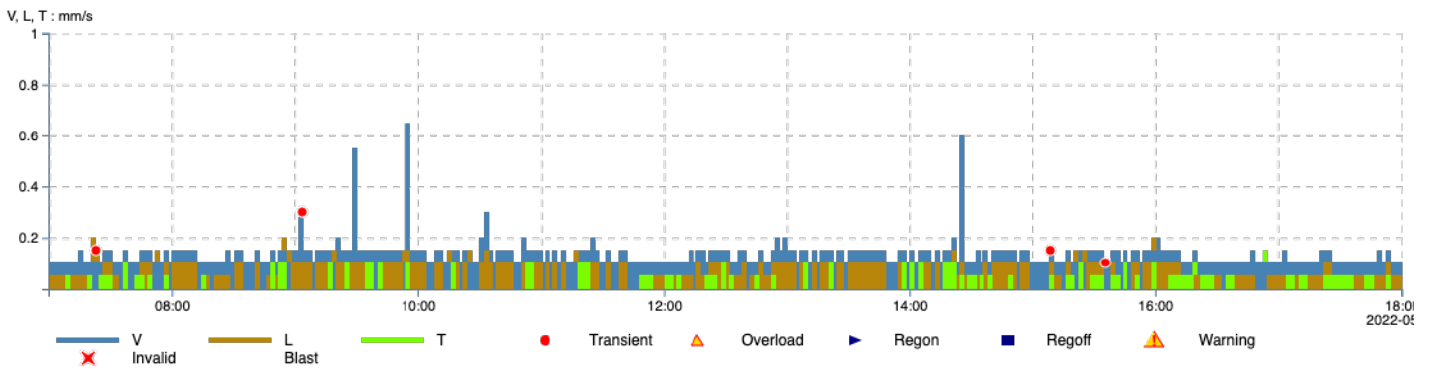
Project SM Parramatta
Project maintainer ██████████
Customer Delta Group
Customer contact ██████████
Time frame 2022-05-30 07:00 - 2022-05-30 18:00 (Australia/Sydney)
Measure point MP_1
Location 25 Smith St - UG Parking
Sensor type C22
Serial no. 102620
Master(s) serial no. 102620
Latest calibration 2021-09-21
Standard AS 2187.2-2006 250mm/s 2-250Hz
Unit mm/s
Quantity Velocity
Interval time 2 min
Max V: 0.10 mm/s, L: 0.10 mm/s, T: 0.20 mm/s, R: 0.20 mm/s



X-span 2022-05-30 07:00:00 - 2022-05-30 18:00:00
Y-span V, L, T : mm/s: 0.0 - 0.20, R : mm/s: 0.0 - 0.20

	V	L	T	R
Max	0.10 mm/s	0.10 mm/s	0.20 mm/s	0.20 mm/s
Date	2022-05-30	2022-05-30	2022-05-30	2022-05-30
Time	10:34:00	07:22:00	10:34:00	10:34:00

Project SM Parramatta
Project maintainer ██████████
Customer Delta Group
Customer contact ██████████
Time frame 2022-05-30 07:00 - 2022-05-30 18:00 (Australia/Sydney)
Measure point MP_2
Location 25 Smith St - Level 6
Sensor type V12
Serial no. 25110
Master(s) serial no. 2478
Latest calibration 2021-09-23
Standard AS 2187.2-2006
 250 mm/s 2-250Hz
Unit mm/s
Quantity Velocity
Interval time 2 min
Max V: 0.65 mm/s, L: 0.20 mm/s, T: 0.15 mm/s

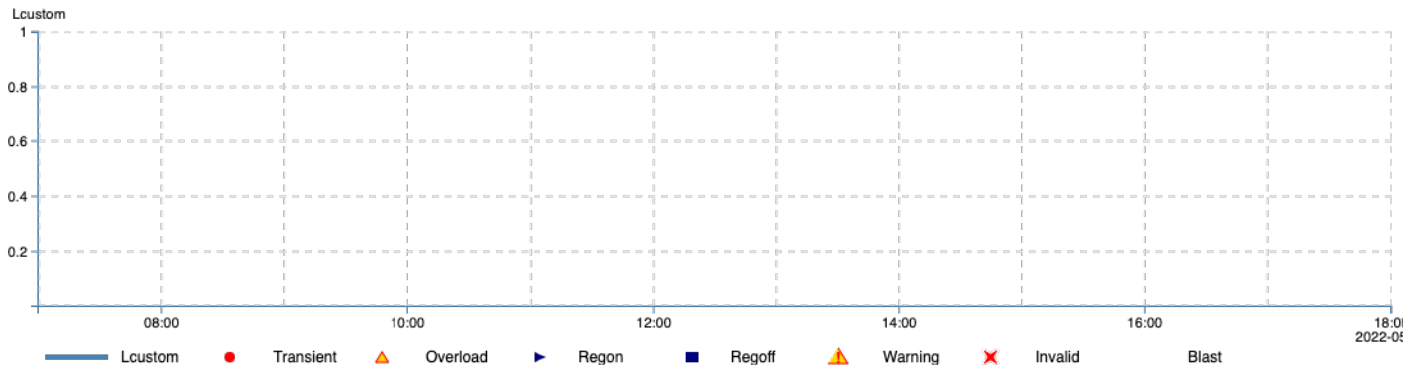
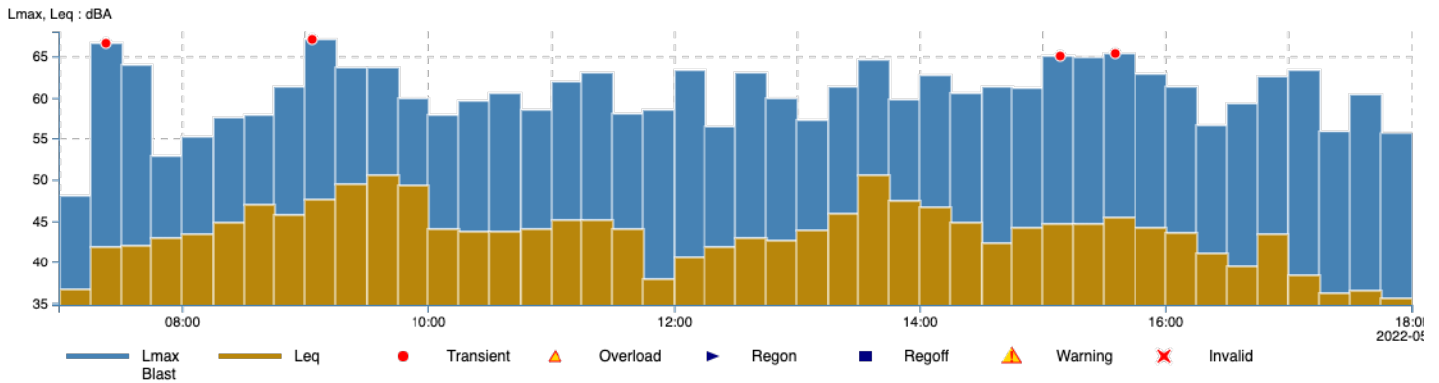


X-span 2022-05-30 07:00:00 - 2022-05-30 18:00:00

Y-span V, L, T : mm/s: 0.0 - 1.0

	V	L	T
Max	0.65 mm/s	0.20 mm/s	0.15 mm/s
Date	2022-05-30	2022-05-30	2022-05-30
Time	09:56:00	07:22:00	09:40:00

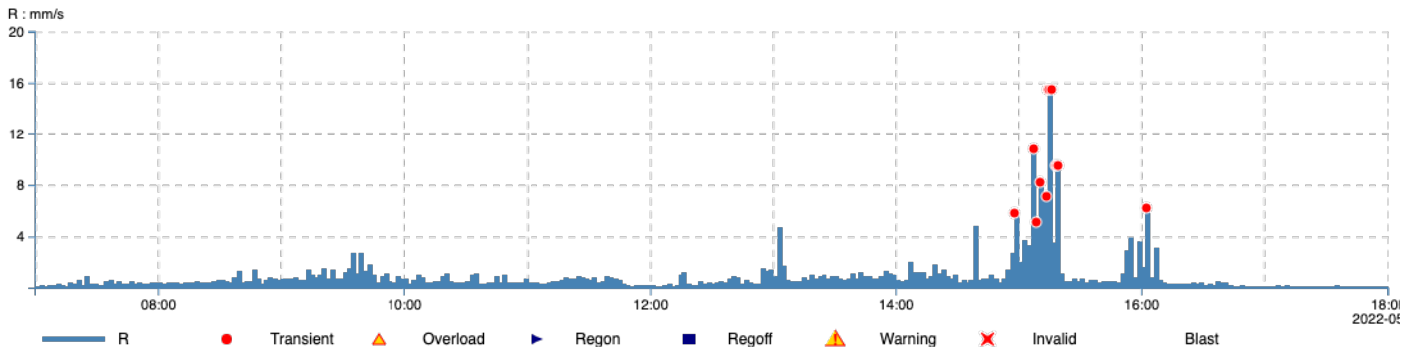
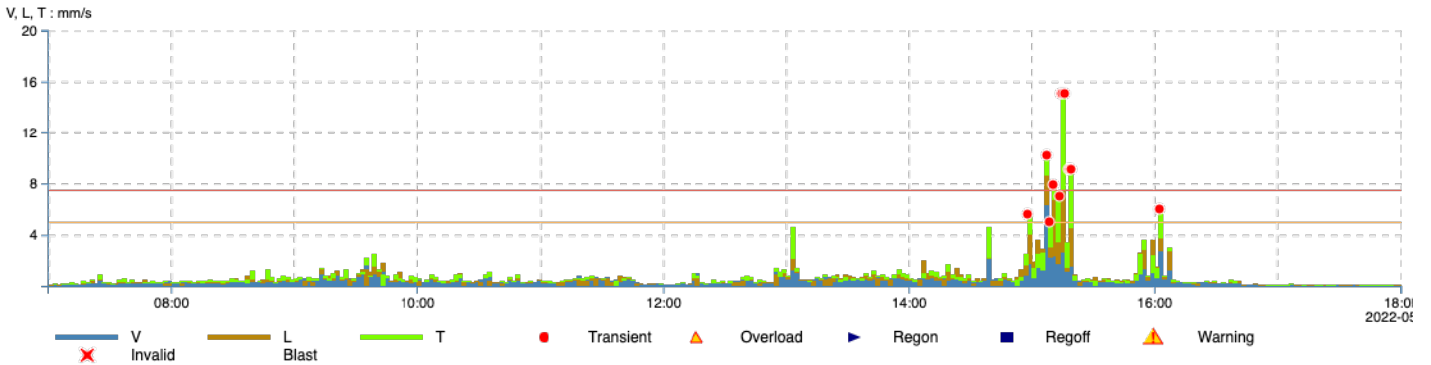
Project SM Parramatta
Project maintainer ██████████
Customer Delta Group
Customer contact ██████████
Time frame 2022-05-30 07:00 - 2022-05-30 18:00 (Australia/Sydney)
Measure point MP_3
Location 25 Smith St - Level 6
Sensor type S50
Serial no. 10883
Master(s) serial no. 2478
Latest calibration 2021-09-21
Standard Lmax + Leq
 30-105 dBA Fast
Unit dBA
Quantity Sound Pres.Level, Eqv.Sound Pres.L
Interval time 15 min
Max Lmax: 67.100 dBA, Leq: 50.60 dBA, Lcustom:



X-span 2022-05-30 07:00:00 - 2022-05-30 18:00:00
Y-span Lmax, Leq : dBA: 34.85 - 68.055, Lcustom: 0.0 - 1.0

	Lmax	Leq	Lcustom
Max	67.100 dBA	50.60 dBA	-
Date	2022-05-30	2022-05-30	-
Time	09:15:00	13:45:00	-

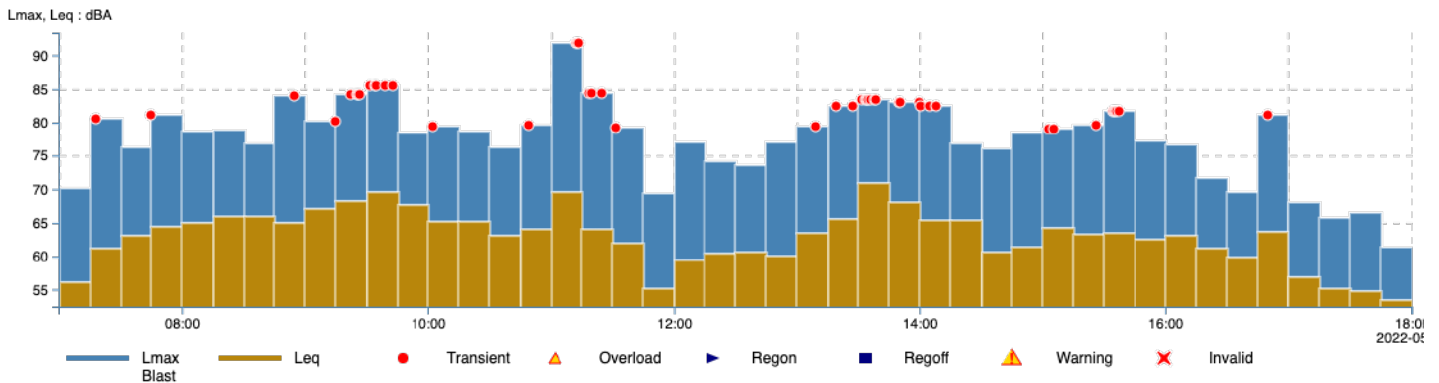
Project SM Parramatta
Project maintainer ██████████
Customer Delta Group
Customer contact ██████████
Time frame 2022-05-30 07:00 - 2022-05-30 18:00 (Australia/Sydney)
Measure point MP_4
Location 62-64 Macquarie St - East (Kia Ora Bldg)
Sensor type C22
Serial no. 102365
Master(s) serial no. 102365
Latest calibration 2021-09-29
Standard AS 2187.2-2006 250mm/s 2-250Hz
Unit mm/s
Quantity Velocity
Interval time 2 min
Max V: 6.30 mm/s, L: 8.65 mm/s, T: 15.100 mm/s, R: 15.50 mm/s



X-span 2022-05-30 07:00:00 - 2022-05-30 18:00:00
Y-span V, L, T : mm/s: 0.0 - 20.0, R : mm/s: 0.0 - 20.0

	V	L	T	R
Max	6.30 mm/s	8.65 mm/s	15.100 mm/s	15.50 mm/s
Date	2022-05-30	2022-05-30	2022-05-30	2022-05-30
Time	15:08:00	15:08:00	15:16:00	15:16:00

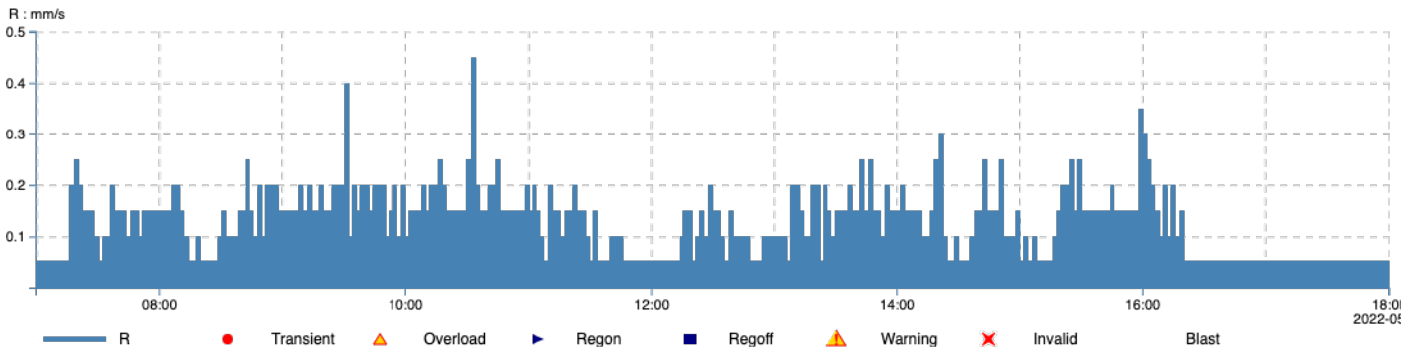
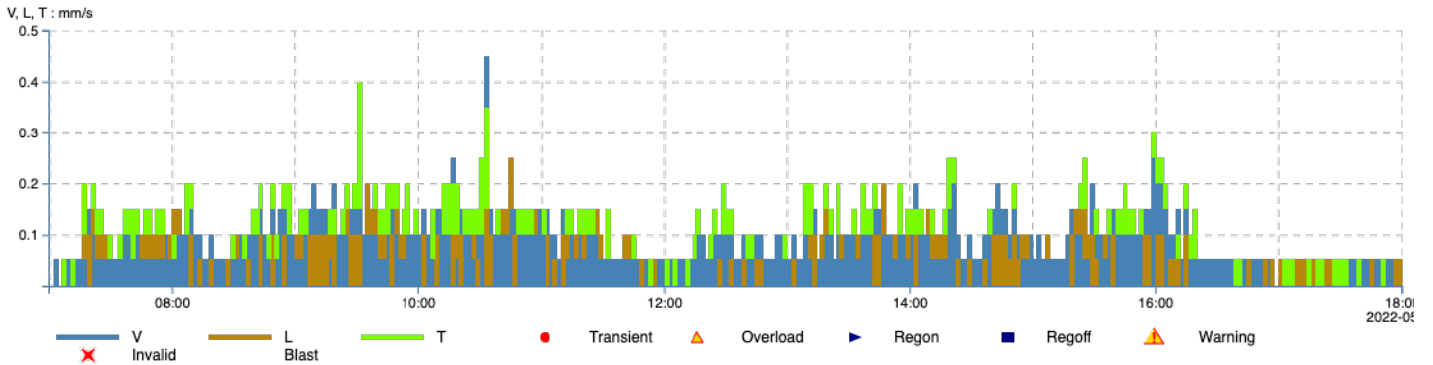
Project SM Parramatta
Project maintainer ██████████
Customer Delta Group
Customer contact ██████████
Time frame 2022-05-30 07:00 - 2022-05-30 18:00 (Australia/Sydney)
Measure point MP_5
Location 29 Smith St - L2 balcony
Sensor type S50
Serial no. 10835
Master(s) serial no. 2329
Latest calibration 2021-09-21
Standard Lmax + Leq
 55-130 dBA Fast
Unit dBA
Quantity Sound Pres.Level, Eqv.Sound Pres.L
Interval time 15 min
dB Corr -6 dB
Max Lmax: 91.90 dBA, Leq: 70.90 dBA



X-span 2022-05-30 07:00:00 - 2022-05-30 18:00:00
Y-span Lmax, Leq : dBA: 52.52 - 93.43

	Lmax	Leq
Max	91.90 dBA	70.90 dBA
Date	2022-05-30	2022-05-30
Time	11:15:00	13:45:00

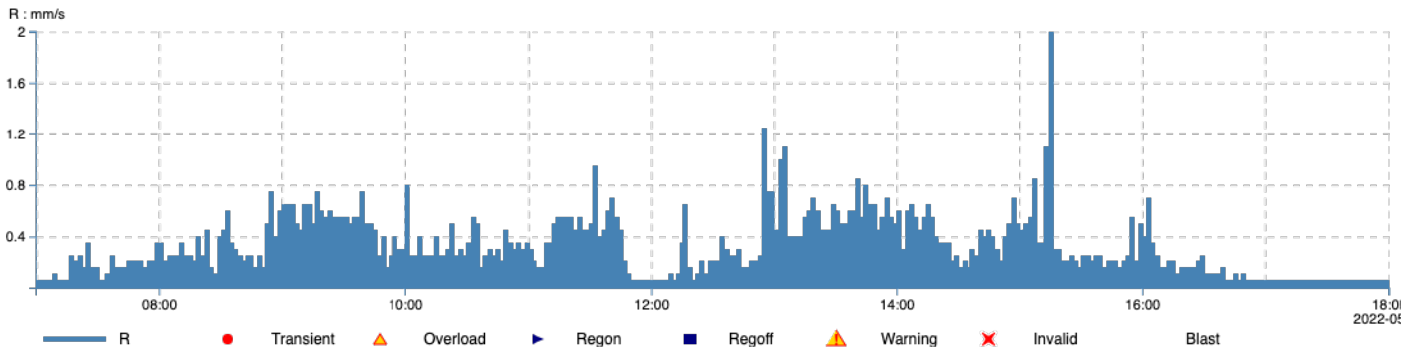
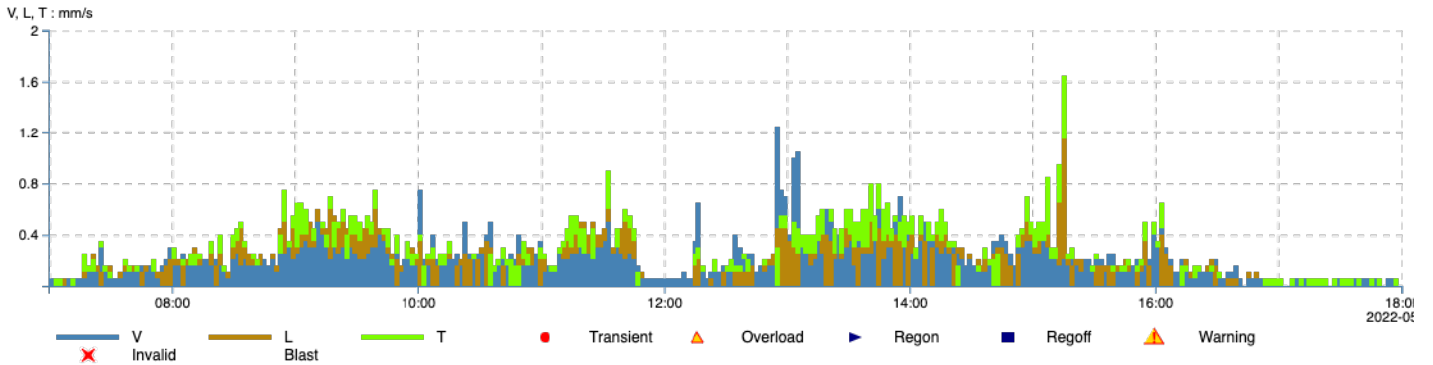
Project SM Parramatta
Project maintainer ██████████
Customer Delta Group
Customer contact ██████████
Time frame 2022-05-30 07:00 - 2022-05-30 18:00 (Australia/Sydney)
Measure point MP_7
Location Roxy
Sensor type C22
Serial no. 101604
Master(s) serial no. 101604
Latest calibration 2021-10-01
Standard AS 2187.2-2006 250mm/s 2-250Hz
Unit mm/s
Quantity Velocity
Interval time 2 min
Max V: 0.45 mm/s, L: 0.25 mm/s, T: 0.40 mm/s, R: 0.45 mm/s



X-span 2022-05-30 07:00:00 - 2022-05-30 18:00:00
Y-span V, L, T : mm/s: 0.0 - 0.50, R : mm/s: 0.0 - 0.50

	V	L	T	R
Max	0.45 mm/s	0.25 mm/s	0.40 mm/s	0.45 mm/s
Date	2022-05-30	2022-05-30	2022-05-30	2022-05-30
Time	10:34:00	10:46:00	09:32:00	10:34:00

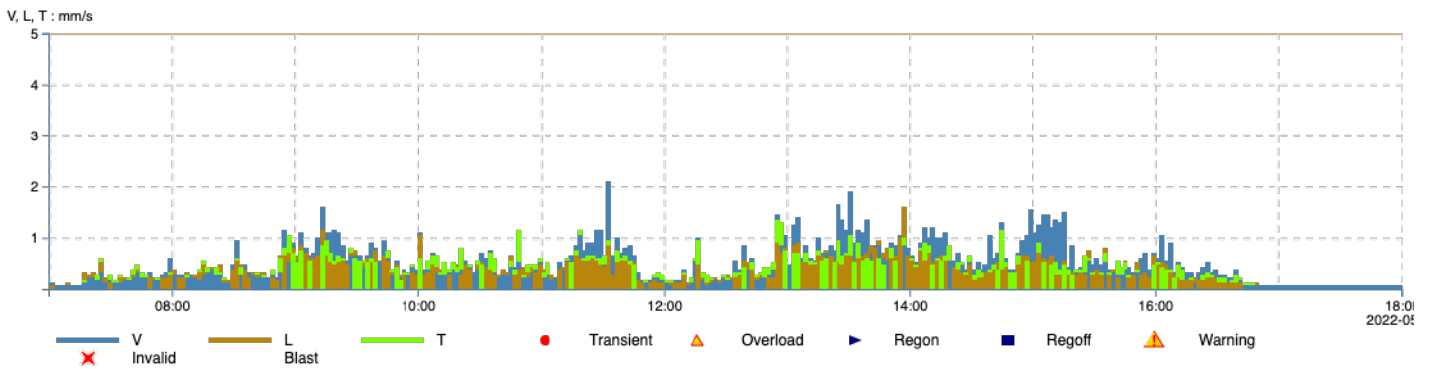
Project SM Parramatta
Project maintainer ██████████
Customer Delta Group
Customer contact ██████████
Time frame 2022-05-30 07:00 - 2022-05-30 18:00 (Australia/Sydney)
Measure point MP_8
Location 62-64 Macquarie St - West (Kia Ora Bldg)
Sensor type C22
Serial no. 106838
Master(s) serial no. 106838
Latest calibration 2021-06-01
Standard AS 2187.2-2006 250mm/s 2-250Hz
Unit mm/s
Quantity Velocity
Interval time 2 min
Max V: 1.25 mm/s, L: 1.15 mm/s, T: 1.65 mm/s, R: 2.0 mm/s



X-span 2022-05-30 07:00:00 - 2022-05-30 18:00:00
Y-span V, L, T : mm/s: 0.0 - 2.0, R : mm/s: 0.0 - 2.0

	V	L	T	R
Max	1.25 mm/s	1.15 mm/s	1.65 mm/s	2.0 mm/s
Date	2022-05-30	2022-05-30	2022-05-30	2022-05-30
Time	12:56:00	15:16:00	15:16:00	15:16:00

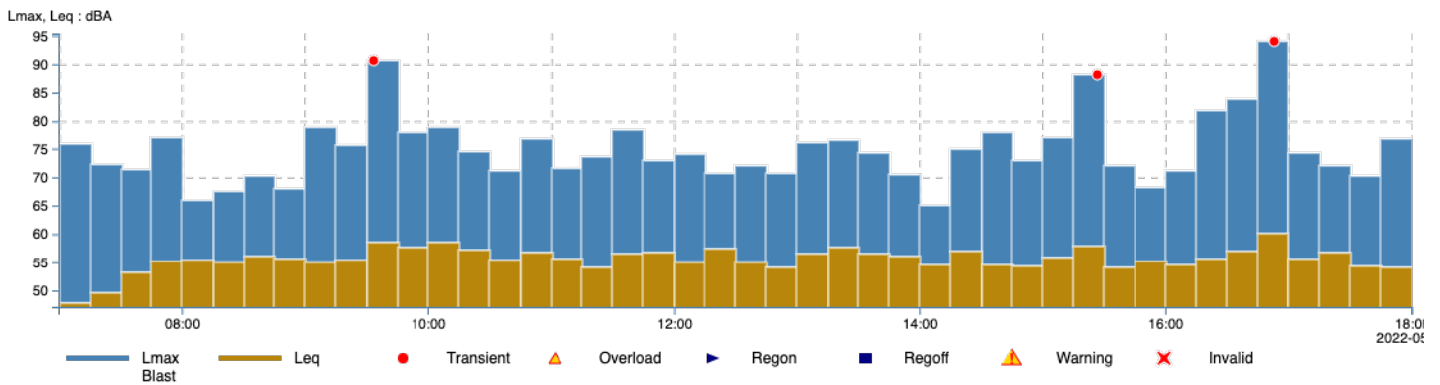
Project SM Parramatta
Project maintainer ██████████
Customer Delta Group
Customer contact ██████████
Time frame 2022-05-30 07:00 - 2022-05-30 18:00 (Australia/Sydney)
Measure point MP_9
Location 62-64 Macquarie St - North (Kia Ora Bldg)
Sensor type V12
Serial no. 21760
Master(s) serial no. 7724
Latest calibration 2021-09-21
Standard AS 2187.2-2006
 250 mm/s 2-250Hz
Unit mm/s
Quantity Velocity
Interval time 2 min
Max V: 2.10 mm/s, L: 1.60 mm/s, T: 1.35 mm/s



X-span 2022-05-30 07:00:00 - 2022-05-30 18:00:00
Y-span V, L, T : mm/s: 0.0 - 5.0

	V	L	T
Max	2.10 mm/s	1.60 mm/s	1.35 mm/s
Date	2022-05-30	2022-05-30	2022-05-30
Time	11:34:00	13:58:00	12:56:00

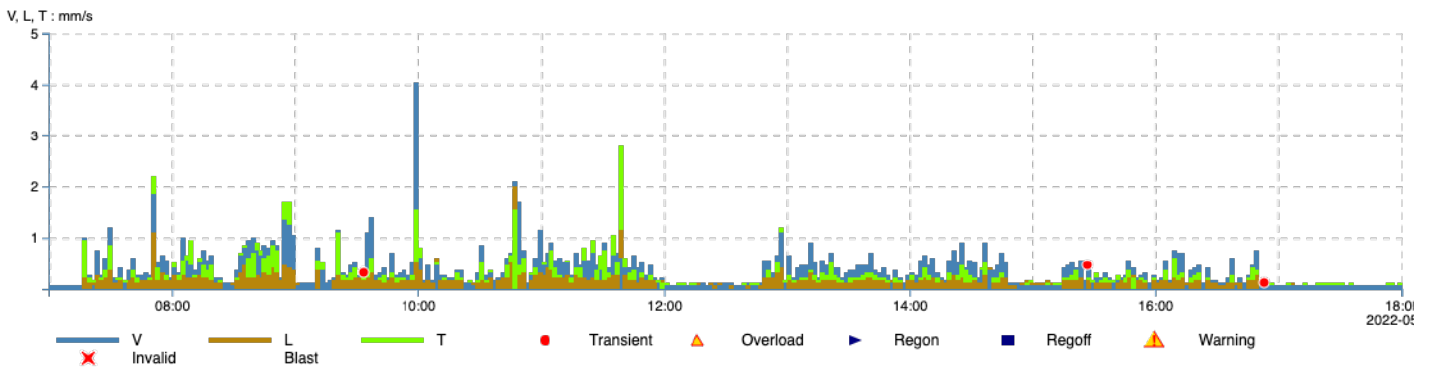
Project SM Parramatta
Project maintainer ██████████
Customer Delta Group
Customer contact ██████████
Time frame 2022-05-30 07:00 - 2022-05-30 18:00 (Australia/Sydney)
Measure point MP_10
Location 240 Church St
Sensor type S50
Serial no. 11103
Master(s) serial no. 7725
Latest calibration 2020-10-30
Standard Lmax + Leq
 40-115 dBA Fast
Unit dBA
Quantity Sound Pres.Level, Eqv.Sound Pres.L
Interval time 15 min
Max Lmax: 94.0 dBA, Leq: 60.0 dBA



X-span 2022-05-30 07:00:00 - 2022-05-30 18:00:00
Y-span Lmax, Leq : dBA: 47.19 - 95.44

Max	Lmax	94.0 dBA	Leq	60.0 dBA
Date		2022-05-30		2022-05-30
Time		17:00:00		17:00:00

Project SM Parramatta
Project maintainer ██████████
Customer Delta Group
Customer contact ██████████
Time frame 2022-05-30 07:00 - 2022-05-30 18:00 (Australia/Sydney)
Measure point MP_11
Location 240 Church St
Sensor type V12
Serial no. 26270
Master(s) serial no. 7725
Latest calibration 2021-09-21
Standard AS 2187.2-2006
 250 mm/s 2-250Hz
Unit mm/s
Quantity Velocity
Interval time 2 min
Max V: 4.050 mm/s, L: 2.0 mm/s, T: 2.80 mm/s

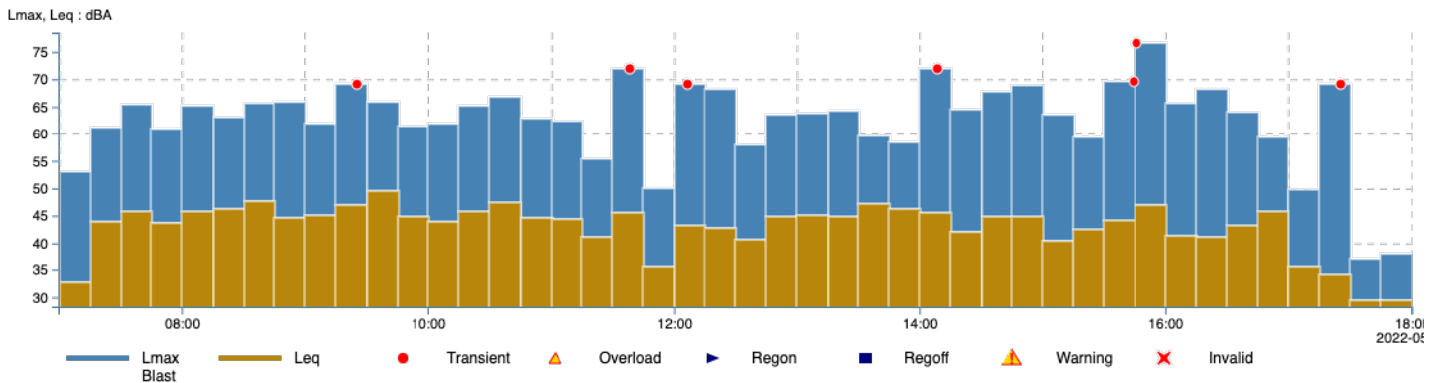


X-span 2022-05-30 07:00:00 - 2022-05-30 18:00:00

Y-span V, L, T : mm/s: 0.0 - 5.0

	V	L	T
Max	4.050 mm/s	2.0 mm/s	2.80 mm/s
Date	2022-05-30	2022-05-30	2022-05-30
Time	10:00:00	10:48:00	11:40:00

Project SM Parramatta
Project maintainer ██████████
Customer Delta Group
Customer contact ██████████
Time frame 2022-05-30 07:00 - 2022-05-30 18:00 (Australia/Sydney)
Measure point MP_12
Location 216-218 Church st
Sensor type S50
Serial no. 10439
Master(s) serial no. 2332
Latest calibration 2022-02-13
Standard Lmax + Leq
 40-115 dBA Fast
Unit dBA
Quantity Sound Pres.Level, Eqv.Sound Pres.L
Interval time 15 min
dB Corr -6 dB
Max Lmax: 76.60 dBA, Leq: 49.60 dBA

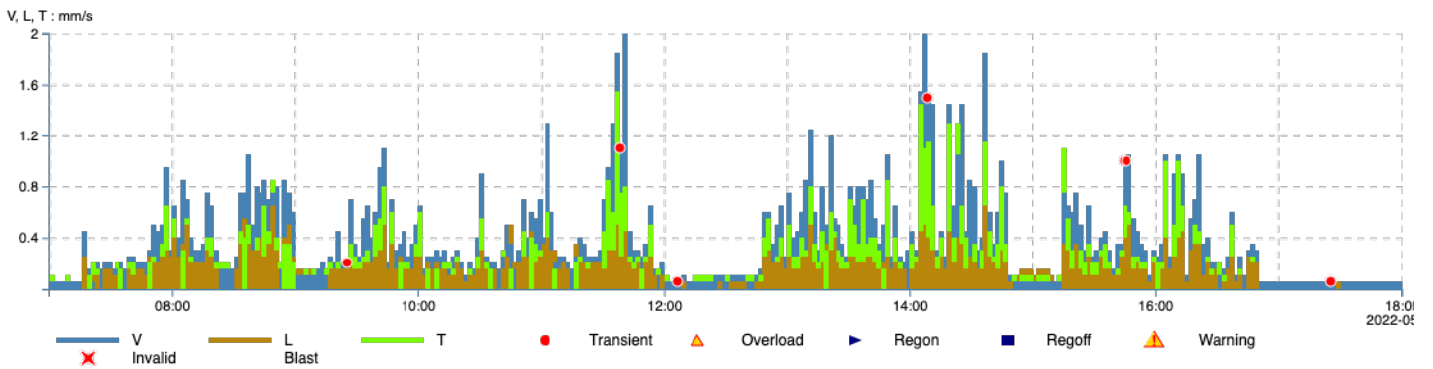


X-span 2022-05-30 07:00:00 - 2022-05-30 18:00:00

Y-span Lmax, Leq : dBA: 28.39 - 78.57

	Lmax	Leq
Max	76.60 dBA	49.60 dBA
Date	2022-05-30	2022-05-30
Time	16:00:00	09:45:00

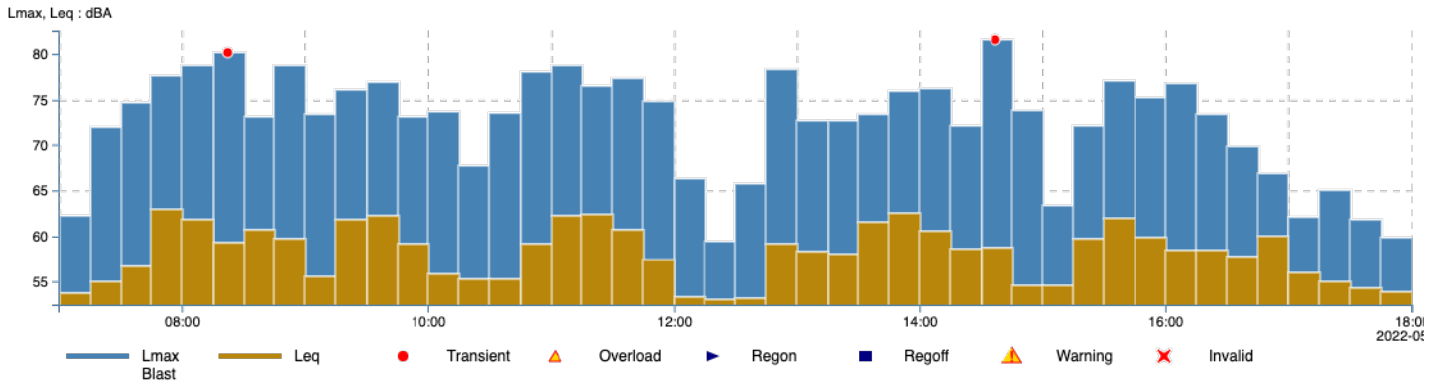
Project SM Parramatta
Project maintainer ██████████
Customer Delta Group
Customer contact ██████████
Time frame 2022-05-30 07:00 - 2022-05-30 18:00 (Australia/Sydney)
Measure point MP_13
Location 216-218 Church St
Sensor type V12
Serial no. 25760
Master(s) serial no. 2332
Latest calibration 2019-08-08
Standard AS 2187.2-2006
 250 mm/s 2-250Hz
Unit mm/s
Quantity Velocity
Interval time 2 min
Max V: 2.0 mm/s, L: 0.65 mm/s, T: 1.55 mm/s



X-span 2022-05-30 07:00:00 - 2022-05-30 18:00:00
Y-span V, L, T : mm/s: 0.0 - 2.0

	V	L	T
Max	2.0 mm/s	0.65 mm/s	1.55 mm/s
Date	2022-05-30	2022-05-30	2022-05-30
Time	11:42:00	08:50:00	11:38:00

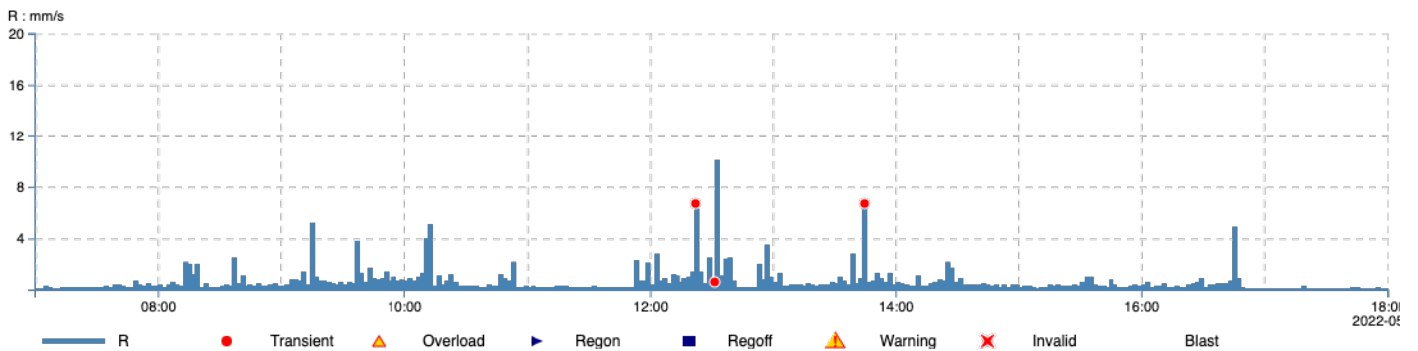
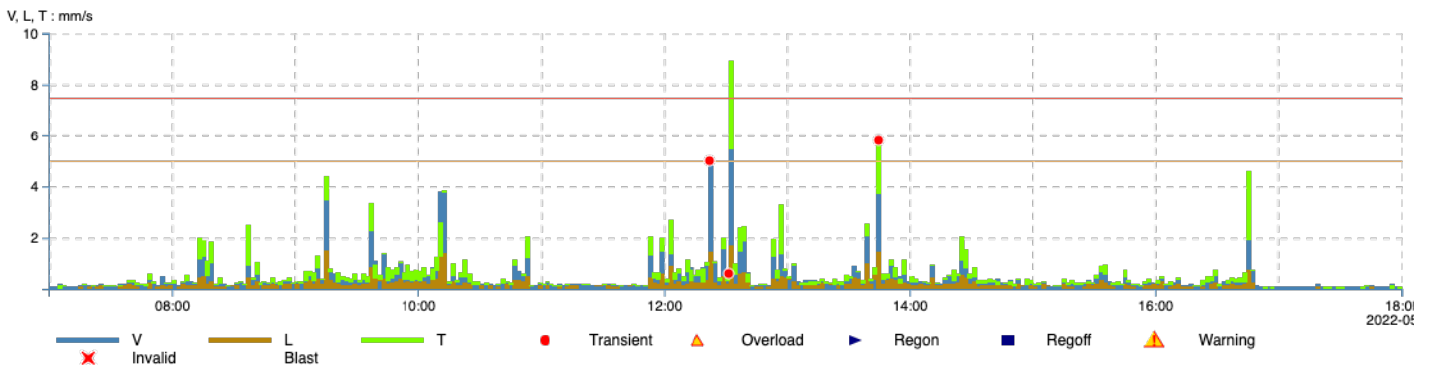
Project SM Parramatta
Project maintainer ██████████
Customer Delta Group
Customer contact ██████████
Time frame 2022-05-30 07:00 - 2022-05-30 18:00 (Australia/Sydney)
Measure point MP_14
Location 211 Church St
Sensor type S50
Serial no. 9923
Master(s) serial no. 2255
Latest calibration 2022-02-10
Standard Lmax + Leq
 55-130 dBA Fast
Unit dBA
Quantity Sound Pres.Level, Eqv.Sound Pres.L
Interval time 15 min
dB Corr -6 dB
Max Lmax: 81.50 dBA, Leq: 62.90 dBA



X-span 2022-05-30 07:00:00 - 2022-05-30 18:00:00
Y-span Lmax, Leq : dBA: 52.51 - 82.60

Max	Lmax	81.50 dBA	Leq	62.90 dBA
Date		2022-05-30		2022-05-30
Time		14:45:00		08:00:00

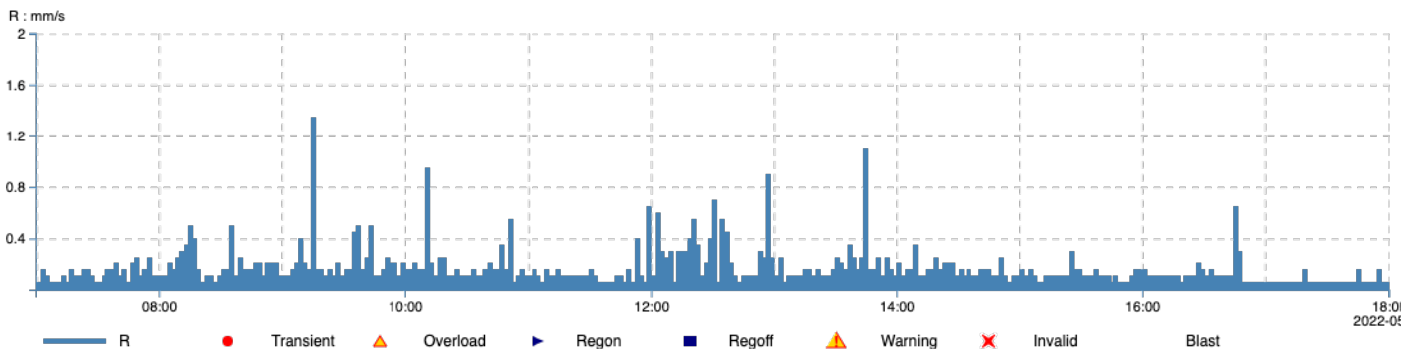
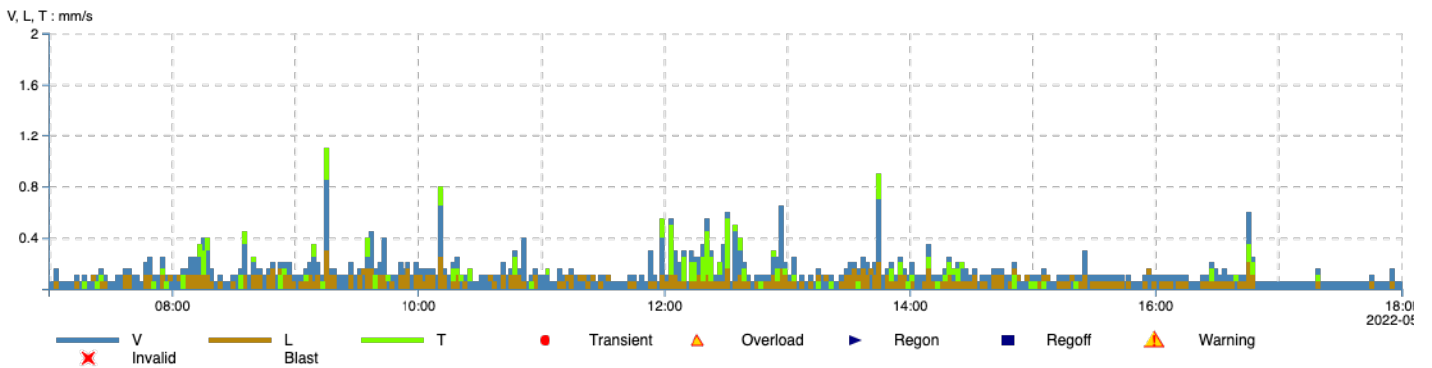
Project SM Parramatta
Project maintainer ██████████
Customer Delta Group
Customer contact ██████████
Time frame 2022-05-30 07:00 - 2022-05-30 18:00 (Australia/Sydney)
Measure point MP_15
Location 43-47 George St - East Facade
Sensor type C22
Serial no. 107549
Master(s) serial no. 107549
Latest calibration 2021-09-19
Standard AS 2187.2-2006 250mm/s 2-250Hz
Unit mm/s
Quantity Velocity
Interval time 2 min
Max V: 5.45 mm/s, L: 1.70 mm/s, T: 8.95 mm/s, R: 10.100 mm/s



X-span 2022-05-30 07:00:00 - 2022-05-30 18:00:00
Y-span V, L, T : mm/s: 0.0 - 10.0, R : mm/s: 0.0 - 20.0

	V	L	T	R
Max	5.45 mm/s	1.70 mm/s	8.95 mm/s	10.100 mm/s
Date	2022-05-30	2022-05-30	2022-05-30	2022-05-30
Time	12:34:00	12:34:00	12:34:00	12:34:00

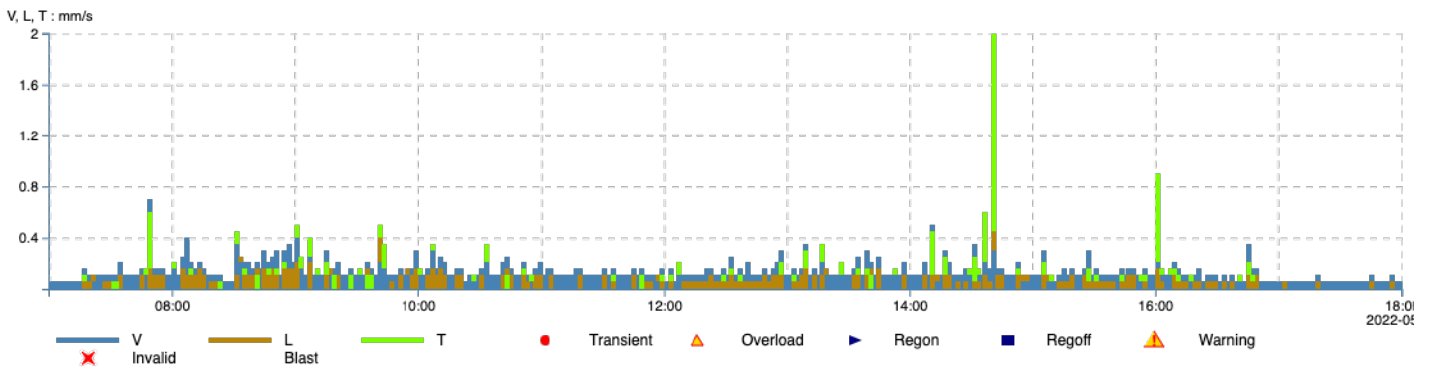
Project SM Parramatta
Project maintainer ██████████
Customer Delta Group
Customer contact ██████████
Time frame 2022-05-30 07:00 - 2022-05-30 18:00 (Australia/Sydney)
Measure point MP_16
Location 43-47 George St - West Facade
Sensor type C22
Serial no. 107553
Master(s) serial no. 107553
Latest calibration 2021-09-25
Standard AS 2187.2-2006 250mm/s 2-250Hz
Unit mm/s
Quantity Velocity
Interval time 2 min
Max V: 0.85 mm/s, L: 0.30 mm/s, T: 1.10 mm/s, R: 1.35 mm/s



X-span 2022-05-30 07:00:00 - 2022-05-30 18:00:00
Y-span V, L, T : mm/s: 0.0 - 2.0, R : mm/s: 0.0 - 2.0

	V	L	T	R
Max	0.85 mm/s	0.30 mm/s	1.10 mm/s	1.35 mm/s
Date	2022-05-30	2022-05-30	2022-05-30	2022-05-30
Time	09:16:00	09:16:00	09:16:00	09:16:00

Project SM Parramatta
Project maintainer ██████████
Customer Delta Group
Customer contact ██████████
Time frame 2022-05-30 07:00 - 2022-05-30 18:00 (Australia/Sydney)
Measure point MP_17
Location IGA 37-39 George St
Sensor type V12
Serial no. 25910
Master(s) serial no. 2477
Latest calibration 2020-10-23
Standard AS 2187.2-2006
 250 mm/s 2-250Hz
Unit mm/s
Quantity Velocity
Interval time 2 min
Max V: 0.70 mm/s, L: 0.45 mm/s, T: 2.0 mm/s

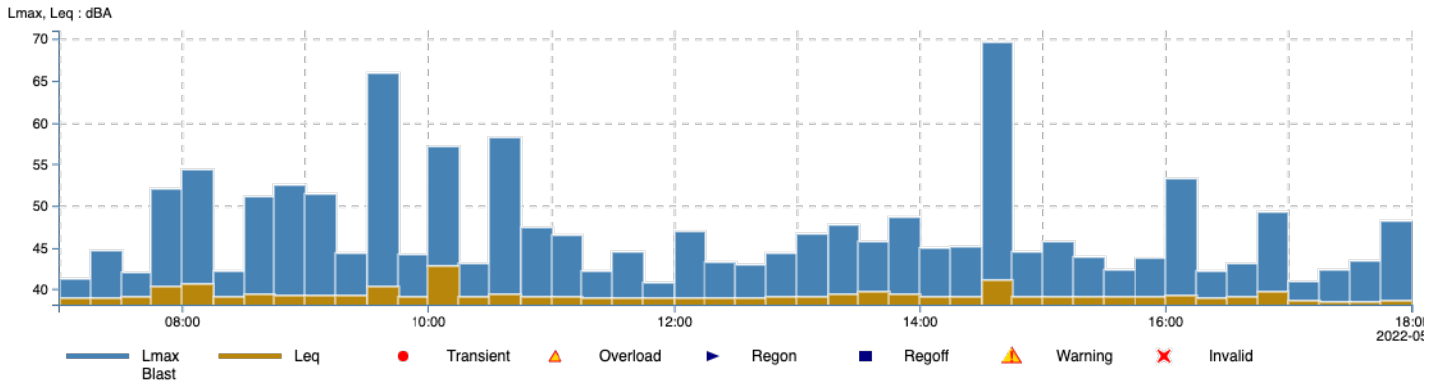


X-span 2022-05-30 07:00:00 - 2022-05-30 18:00:00

Y-span V, L, T : mm/s: 0.0 - 2.0

	V	L	T
Max	0.70 mm/s	0.45 mm/s	2.0 mm/s
Date	2022-05-30	2022-05-30	2022-05-30
Time	07:50:00	14:42:00	14:42:00

Project SM Parramatta
Project maintainer ██████████
Customer Delta Group
Customer contact ████████████████████
Time frame 2022-05-30 07:00 - 2022-05-30 18:00 (Australia/Sydney)
Measure point MP_18
Location IGA 37-39 George st
Sensor type S50
Serial no. 10786
Master(s) serial no. 2477
Latest calibration 2022-02-10
Standard Lmax + Leq
 40-115 dBA Fast
Unit dBA
Quantity Sound Pres.Level, Eqv.Sound Pres.L
Interval time 15 min
dB Corr -6 dB
Max Lmax: 69.60 dBA, Leq: 42.70 dBA

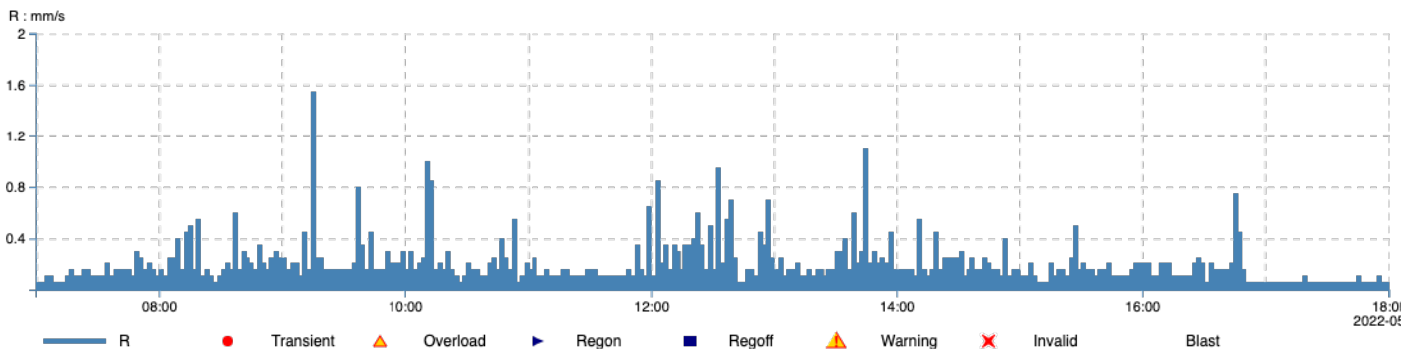
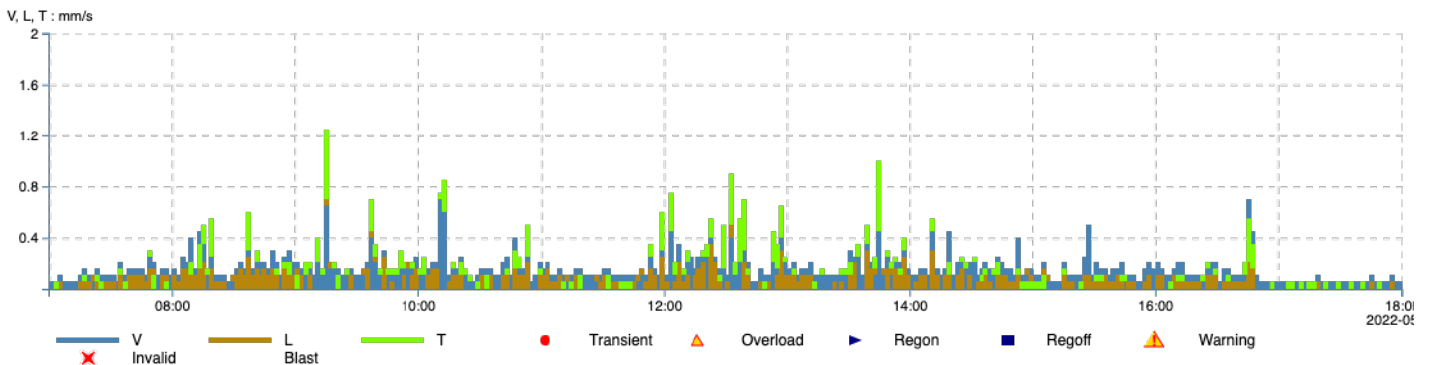


X-span 2022-05-30 07:00:00 - 2022-05-30 18:00:00

Y-span Lmax, Leq : dBA: 38.18 - 71.045

	Lmax	Leq
Max	69.60 dBA	42.70 dBA
Date	2022-05-30	2022-05-30
Time	14:45:00	10:15:00

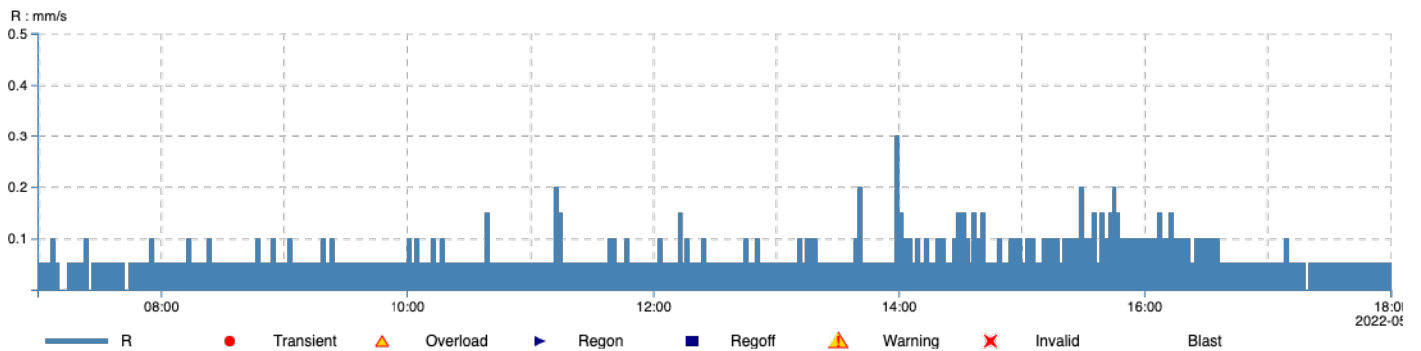
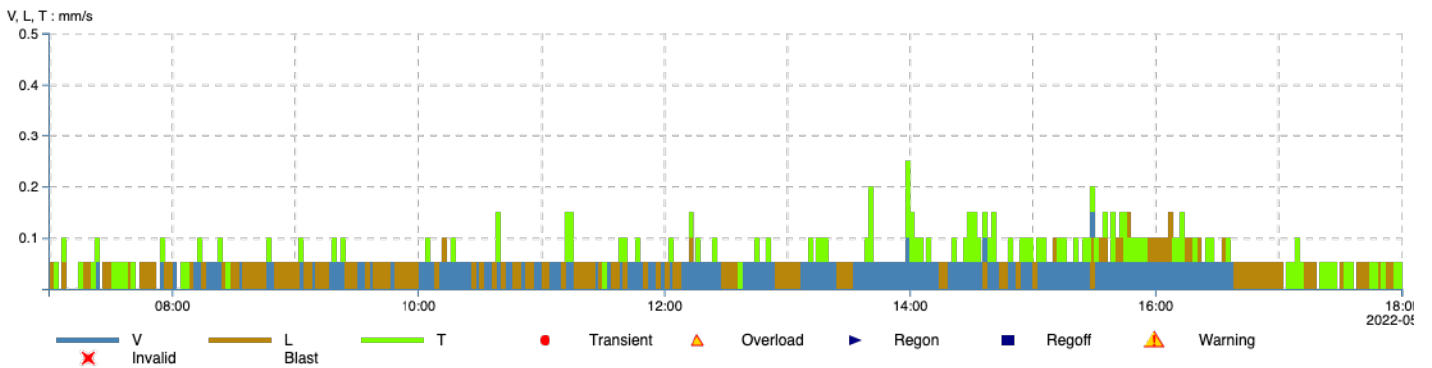
Project SM Parramatta
Project maintainer ██████████
Customer Delta Group
Customer contact ██████████
Time frame 2022-05-30 07:00 - 2022-05-30 18:00 (Australia/Sydney)
Measure point MP_19
Location 43-47 George St - South Facade
Sensor type C22
Serial no. 107554
Master(s) serial no. 107554
Latest calibration 2021-09-25
Standard AS 2187.2-2006 250mm/s 2-250Hz
Unit mm/s
Quantity Velocity
Interval time 2 min
Max V: 0.70 mm/s, L: 0.70 mm/s, T: 1.25 mm/s, R: 1.55 mm/s



X-span 2022-05-30 07:00:00 - 2022-05-30 18:00:00
Y-span V, L, T : mm/s: 0.0 - 2.0, R : mm/s: 0.0 - 2.0

	V	L	T	R
Max	0.70 mm/s	0.70 mm/s	1.25 mm/s	1.55 mm/s
Date	2022-05-30	2022-05-30	2022-05-30	2022-05-30
Time	10:12:00	09:16:00	09:16:00	09:16:00

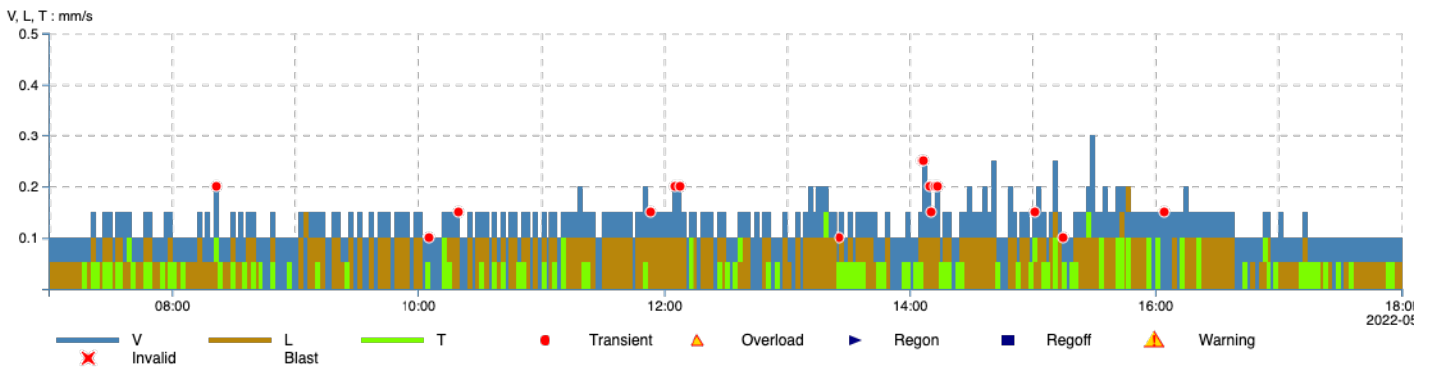
Project SM Parramatta
Project maintainer ██████████
Customer Delta Group
Customer contact ██████████
Time frame 2022-05-31 07:00 - 2022-05-31 18:00 (Australia/Sydney)
Measure point MP_1
Location 25 Smith St - UG Parking
Sensor type C22
Serial no. 102620
Master(s) serial no. 102620
Latest calibration 2021-09-21
Standard AS 2187.2-2006 250mm/s 2-250Hz
Unit mm/s
Quantity Velocity
Interval time 2 min
Max V: 0.15 mm/s, L: 0.15 mm/s, T: 0.25 mm/s, R: 0.30 mm/s



X-span 2022-05-31 07:00:00 - 2022-05-31 18:00:00
Y-span V, L, T : mm/s: 0.0 - 0.50, R : mm/s: 0.0 - 0.50

	V	L	T	R
Max	0.15 mm/s	0.15 mm/s	0.25 mm/s	0.30 mm/s
Date	2022-05-31	2022-05-31	2022-05-31	2022-05-31
Time	15:30:00	15:48:00	14:00:00	14:00:00

Project SM Parramatta
Project maintainer ██████████
Customer Delta Group
Customer contact ██████████
Time frame 2022-05-31 07:00 - 2022-05-31 18:00 (Australia/Sydney)
Measure point MP_2
Location 25 Smith St - Level 6
Sensor type V12
Serial no. 25110
Master(s) serial no. 2478
Latest calibration 2021-09-23
Standard AS 2187.2-2006
 250 mm/s 2-250Hz
Unit mm/s
Quantity Velocity
Interval time 2 min
Max V: 0.30 mm/s, L: 0.20 mm/s, T: 0.15 mm/s

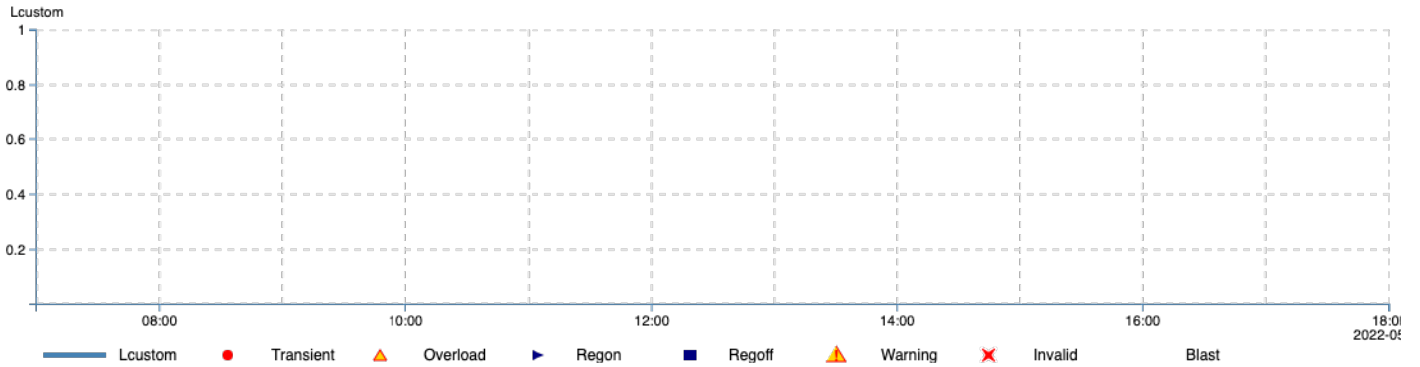
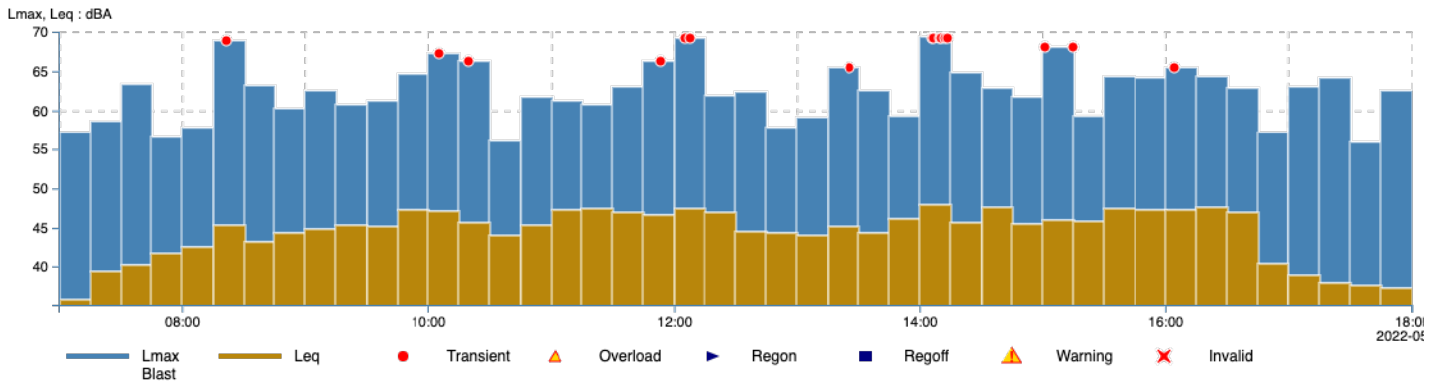


X-span 2022-05-31 07:00:00 - 2022-05-31 18:00:00

Y-span V, L, T : mm/s: 0.0 - 0.50

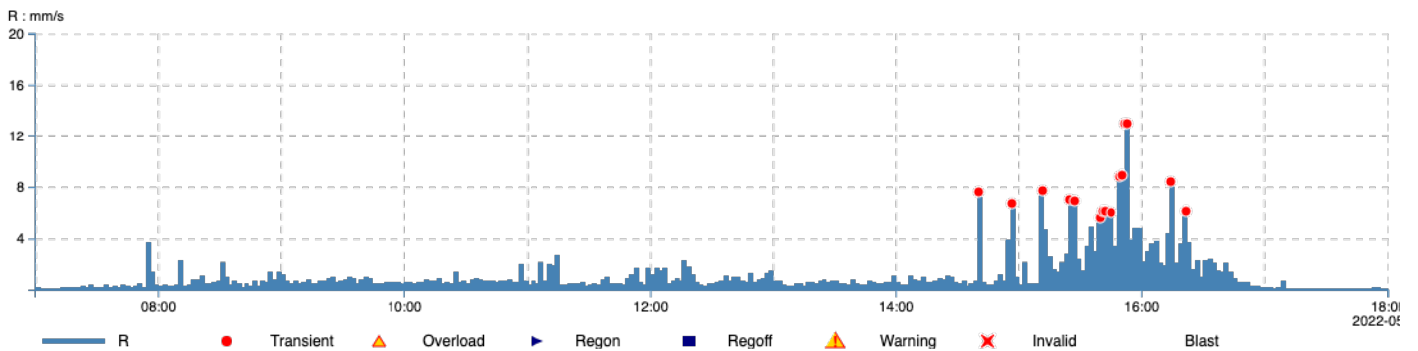
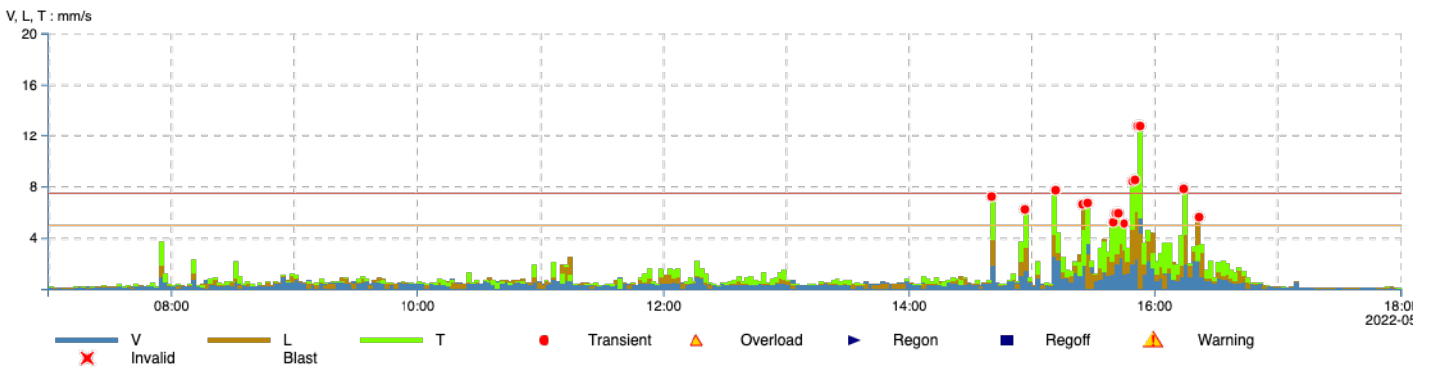
	V	L	T
Max	0.30 mm/s	0.20 mm/s	0.15 mm/s
Date	2022-05-31	2022-05-31	2022-05-31
Time	15:30:00	15:42:00	12:46:00

Project SM Parramatta
Project maintainer ██████████
Customer Delta Group
Customer contact ██████████
Time frame 2022-05-31 07:00 - 2022-05-31 18:00 (Australia/Sydney)
Measure point MP_3
Location 25 Smith St - Level 6
Sensor type S50
Serial no. 10883
Master(s) serial no. 2478
Latest calibration 2021-09-21
Standard Lmax + Leq
 30-105 dBA Fast
Unit dBA
Quantity Sound Pres.Level, Eqv.Sound Pres.L
Interval time 15 min
Max Lmax: 69.40 dBA, Leq: 48.0 dBA, Lcustom:



X-span 2022-05-31 07:00:00 - 2022-05-31 18:00:00
Y-span Lmax, Leq : dBA: 35.19 - 70.080, Lcustom: 0.0 - 1.0
Max Lmax 69.40 dBA Leq 48.0 dBA Lcustom -
Date 2022-05-31 2022-05-31 -
Time 14:15:00 14:15:00 -

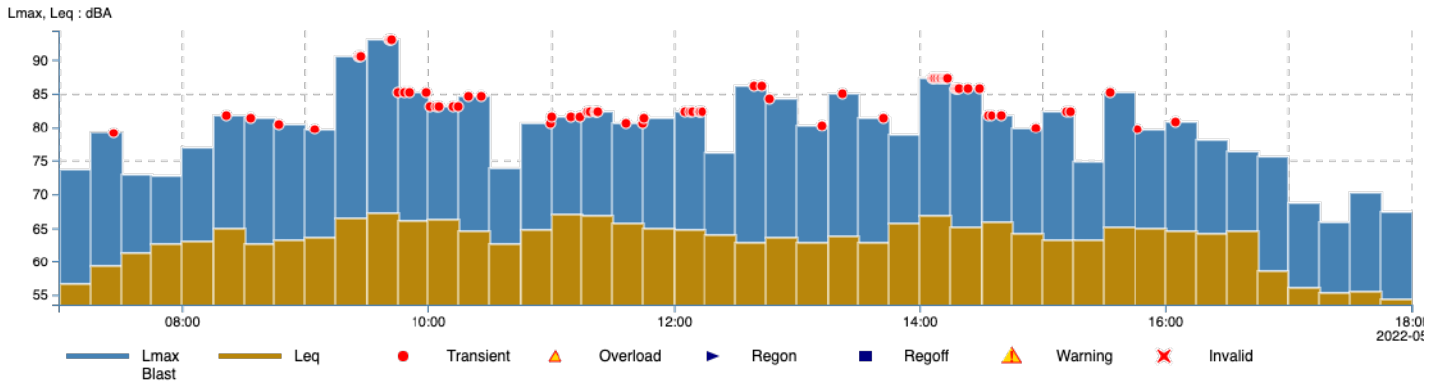
Project SM Parramatta
Project maintainer ██████████
Customer Delta Group
Customer contact ██████████
Time frame 2022-05-31 07:00 - 2022-05-31 18:00 (Australia/Sydney)
Measure point MP_4
Location 62-64 Macquarie St - East (Kia Ora Bldg)
Sensor type C22
Serial no. 102365
Master(s) serial no. 102365
Latest calibration 2021-09-29
Standard AS 2187.2-2006 250mm/s 2-250Hz
Unit mm/s
Quantity Velocity
Interval time 2 min
Max V: 5.50 mm/s, L: 6.65 mm/s, T: 12.80 mm/s, R: 13.0 mm/s



X-span 2022-05-31 07:00:00 - 2022-05-31 18:00:00
Y-span V, L, T : mm/s: 0.0 - 20.0, R : mm/s: 0.0 - 20.0

	V	L	T	R
Max	5.50 mm/s	6.65 mm/s	12.80 mm/s	13.0 mm/s
Date	2022-05-31	2022-05-31	2022-05-31	2022-05-31
Time	15:54:00	15:26:00	15:54:00	15:54:00

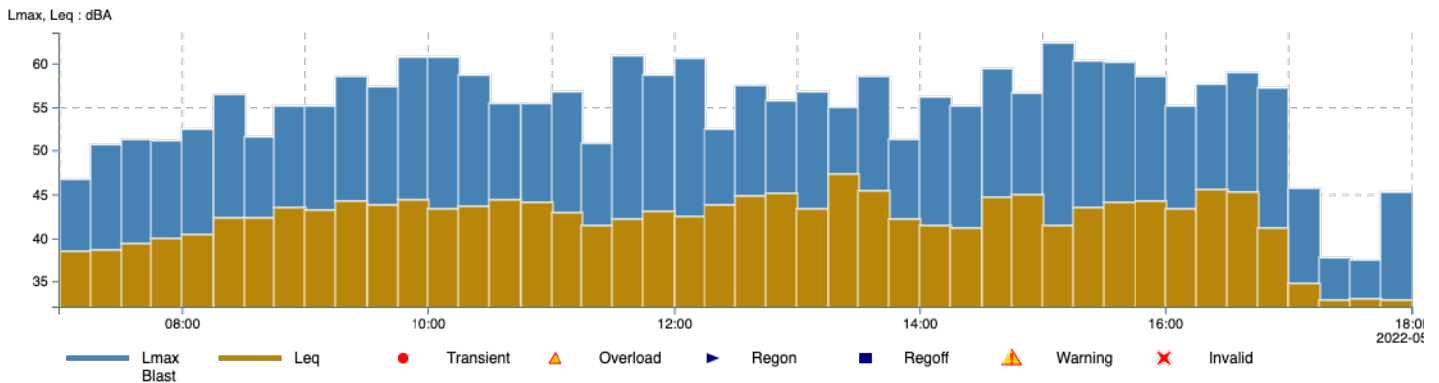
Project SM Parramatta
Project maintainer ██████████
Customer Delta Group
Customer contact ██████████
Time frame 2022-05-31 07:00 - 2022-05-31 18:00 (Australia/Sydney)
Measure point MP_5
Location 29 Smith St - L2 balcony
Sensor type S50
Serial no. 10835
Master(s) serial no. 2329
Latest calibration 2021-09-21
Standard Lmax + Leq
 55-130 dBA Fast
Unit dBA
Quantity Sound Pres.Level, Eqv.Sound Pres.L
Interval time 15 min
dB Corr -6 dB
Max Lmax: 93.0 dBA, Leq: 67.20 dBA



X-span 2022-05-31 07:00:00 - 2022-05-31 18:00:00
Y-span Lmax, Leq : dBA: 53.65 - 94.36

	Lmax	Leq
Max	93.0 dBA	67.20 dBA
Date	2022-05-31	2022-05-31
Time	09:45:00	09:45:00

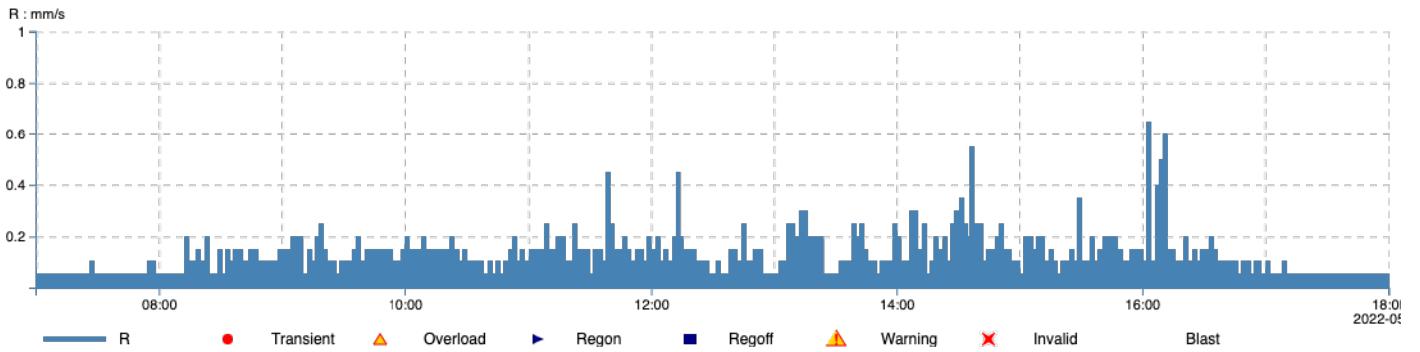
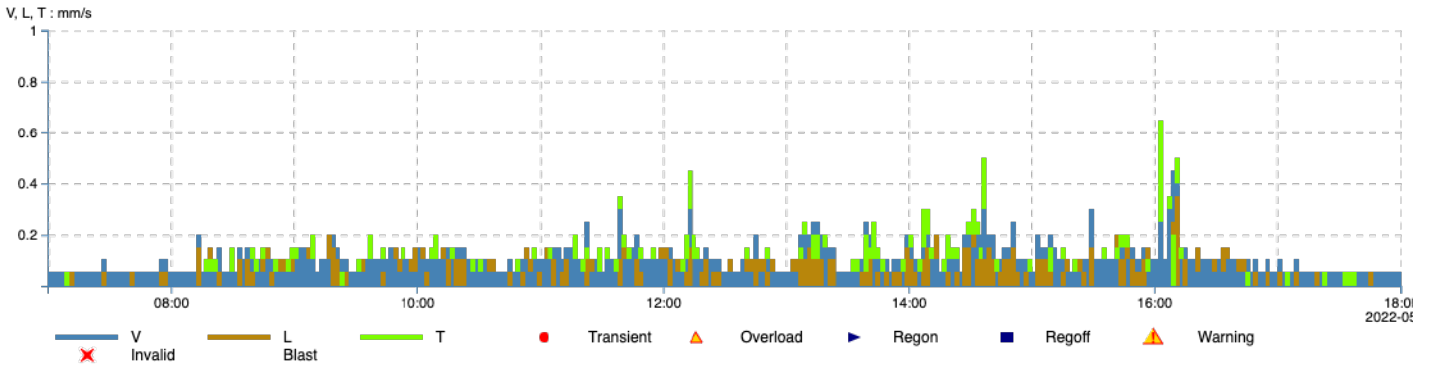
Project SM Parramatta
Project maintainer ██████████
Customer Delta Group
Customer contact ██████████
Time frame 2022-05-31 07:00 - 2022-05-31 18:00 (Australia/Sydney)
Measure point MP_6
Location 119 Macquarie St (Leigh Memorial Church)
Sensor type S50
Serial no. 10887
Master(s) serial no. 2666
Latest calibration 2021-05-03
Standard Lmax + Leq
 30-105 dBA Fast
Unit dBA
Quantity Sound Pres.Level, Eqv.Sound Pres.L
Interval time 15 min
dB Corr -7 dB
Max Lmax: 62.30 dBA, Leq: 47.30 dBA



X-span 2022-05-31 07:00:00 - 2022-05-31 18:00:00
Y-span Lmax, Leq : dBA: 32.18 - 63.54

	Lmax	Leq
Max	62.30 dBA	47.30 dBA
Date	2022-05-31	2022-05-31
Time	15:15:00	13:30:00

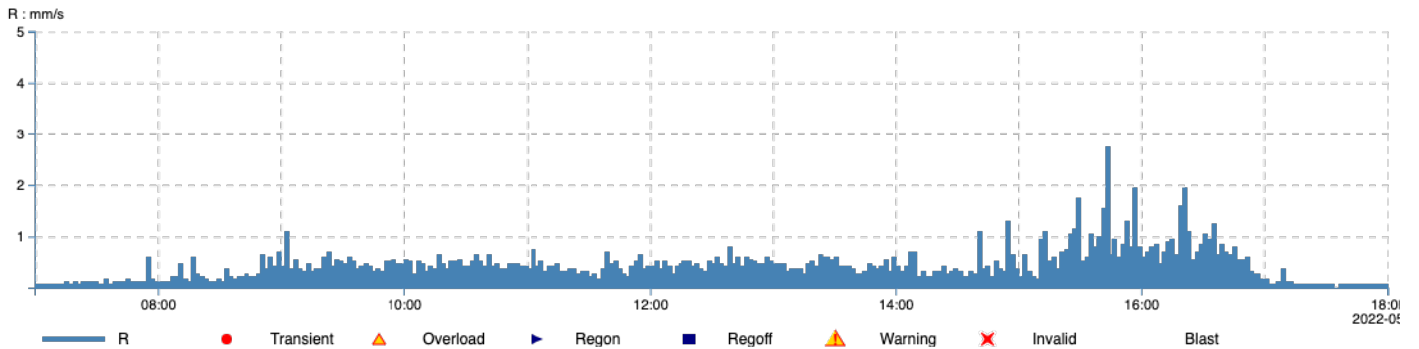
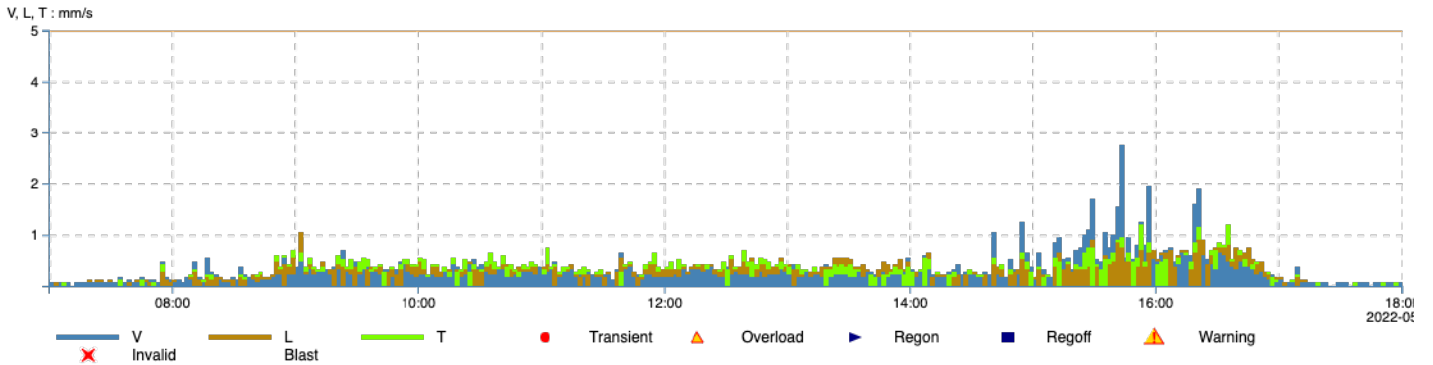
Project SM Parramatta
Project maintainer ██████████
Customer Delta Group
Customer contact ██████████
Time frame 2022-05-31 07:00 - 2022-05-31 18:00 (Australia/Sydney)
Measure point MP_7
Location Roxy
Sensor type C22
Serial no. 101604
Master(s) serial no. 101604
Latest calibration 2021-10-01
Standard AS 2187.2-2006 250mm/s 2-250Hz
Unit mm/s
Quantity Velocity
Interval time 2 min
Max V: 0.45 mm/s, L: 0.35 mm/s, T: 0.65 mm/s, R: 0.65 mm/s



X-span 2022-05-31 07:00:00 - 2022-05-31 18:00:00
Y-span V, L, T : mm/s: 0.0 - 1.0, R : mm/s: 0.0 - 1.0

	V	L	T	R
Max	0.45 mm/s	0.35 mm/s	0.65 mm/s	0.65 mm/s
Date	2022-05-31	2022-05-31	2022-05-31	2022-05-31
Time	16:10:00	16:12:00	16:04:00	16:04:00

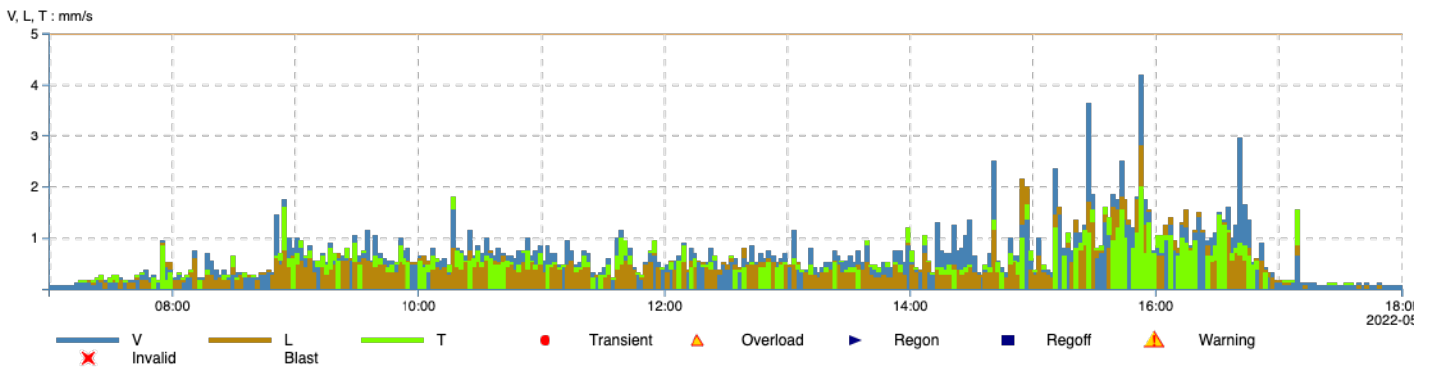
Project SM Parramatta
Project maintainer ██████████
Customer Delta Group
Customer contact ██████████
Time frame 2022-05-31 07:00 - 2022-05-31 18:00 (Australia/Sydney)
Measure point MP_8
Location 62-64 Macquarie St - West (Kia Ora Bldg)
Sensor type C22
Serial no. 106838
Master(s) serial no. 106838
Latest calibration 2021-06-01
Standard AS 2187.2-2006 250mm/s 2-250Hz
Unit mm/s
Quantity Velocity
Interval time 2 min
Max V: 2.75 mm/s, L: 1.050 mm/s, T: 1.20 mm/s, R: 2.75 mm/s



X-span 2022-05-31 07:00:00 - 2022-05-31 18:00:00
Y-span V, L, T : mm/s: 0.0 - 5.0, R : mm/s: 0.0 - 5.0

	V	L	T	R
Max	2.75 mm/s	1.050 mm/s	1.20 mm/s	2.75 mm/s
Date	2022-05-31	2022-05-31	2022-05-31	2022-05-31
Time	15:44:00	09:04:00	15:54:00	15:44:00

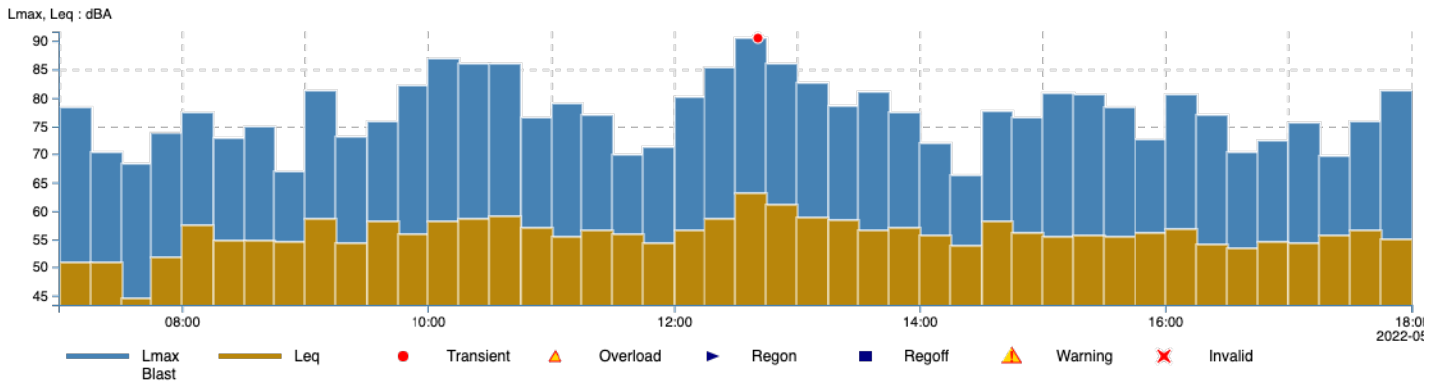
Project SM Parramatta
Project maintainer ██████████
Customer Delta Group
Customer contact ██████████
Time frame 2022-05-31 07:00 - 2022-05-31 18:00 (Australia/Sydney)
Measure point MP_9
Location 62-64 Macquarie St - North (Kia Ora Bldg)
Sensor type V12
Serial no. 21760
Master(s) serial no. 7724
Latest calibration 2021-09-21
Standard AS 2187.2-2006
 250 mm/s 2-250Hz
Unit mm/s
Quantity Velocity
Interval time 2 min
Max V: 4.20 mm/s, L: 2.80 mm/s, T: 2.0 mm/s



X-span 2022-05-31 07:00:00 - 2022-05-31 18:00:00
Y-span V, L, T : mm/s: 0.0 - 5.0

	V	L	T
Max	4.20 mm/s	2.80 mm/s	2.0 mm/s
Date	2022-05-31	2022-05-31	2022-05-31
Time	15:54:00	15:54:00	15:54:00

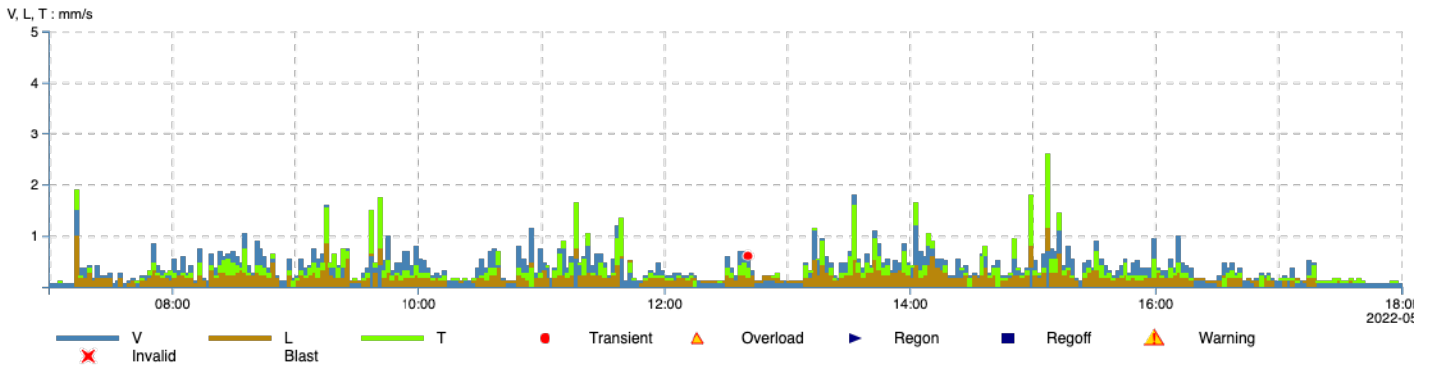
Project SM Parramatta
Project maintainer ██████████
Customer Delta Group
Customer contact ██████████
Time frame 2022-05-31 07:00 - 2022-05-31 18:00 (Australia/Sydney)
Measure point MP_10
Location 240 Church St
Sensor type S50
Serial no. 11103
Master(s) serial no. 7725
Latest calibration 2020-10-30
Standard Lmax + Leq
 40-115 dBA Fast
Unit dBA
Quantity Sound Pres.Level, Eqv.Sound Pres.L
Interval time 15 min
Max Lmax: 90.50 dBA, Leq: 63.0 dBA



X-span 2022-05-31 07:00:00 - 2022-05-31 18:00:00
Y-span Lmax, Leq : dBA: 43.47 - 91.72

Max	Lmax	90.50 dBA	Leq	63.0 dBA
Date		2022-05-31		2022-05-31
Time		12:45:00		12:45:00

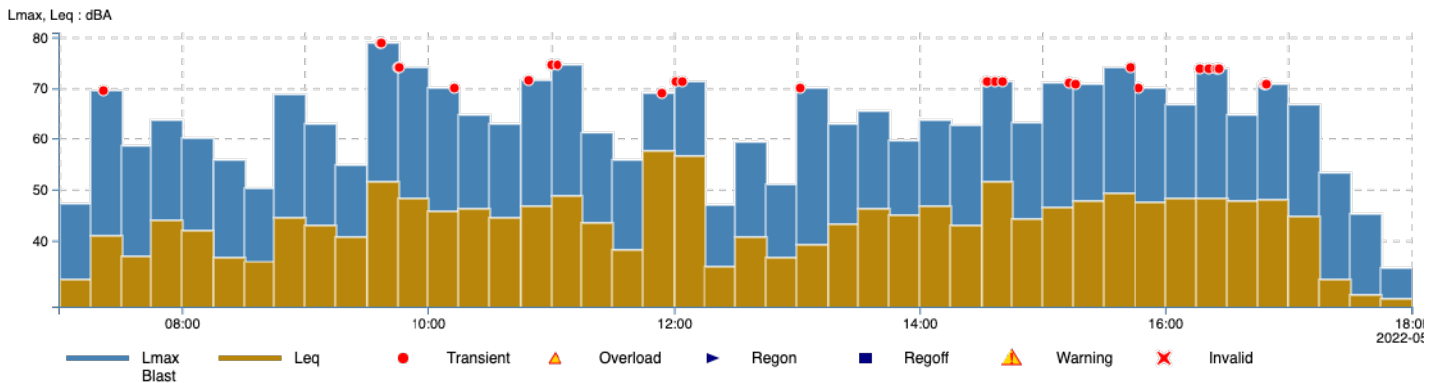
Project SM Parramatta
Project maintainer ██████████
Customer Delta Group
Customer contact ██████████
Time frame 2022-05-31 07:00 - 2022-05-31 18:00 (Australia/Sydney)
Measure point MP_11
Location 240 Church St
Sensor type V12
Serial no. 26270
Master(s) serial no. 7725
Latest calibration 2021-09-21
Standard AS 2187.2-2006
 250 mm/s 2-250Hz
Unit mm/s
Quantity Velocity
Interval time 2 min
Max V: 1.80 mm/s, L: 1.15 mm/s, T: 2.60 mm/s



X-span 2022-05-31 07:00:00 - 2022-05-31 18:00:00
Y-span V, L, T : mm/s: 0.0 - 5.0

	V	L	T
Max	1.80 mm/s	1.15 mm/s	2.60 mm/s
Date	2022-05-31	2022-05-31	2022-05-31
Time	13:34:00	15:08:00	15:08:00

Project SM Parramatta
Project maintainer ██████████
Customer Delta Group
Customer contact ██████████
Time frame 2022-05-31 07:00 - 2022-05-31 18:00 (Australia/Sydney)
Measure point MP_12
Location 216-218 Church st
Sensor type S50
Serial no. 10439
Master(s) serial no. 2332
Latest calibration 2022-02-13
Standard Lmax + Leq
 40-115 dBA Fast
Unit dBA
Quantity Sound Pres.Level, Eqv.Sound Pres.L
Interval time 15 min
dB Corr -6 dB
Max Lmax: 78.80 dBA, Leq: 57.40 dBA

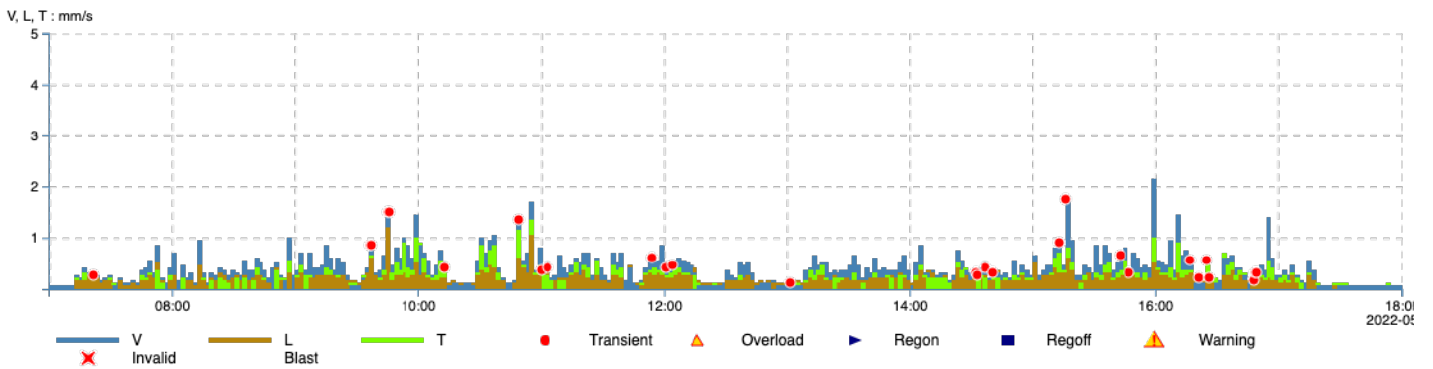


X-span 2022-05-31 07:00:00 - 2022-05-31 18:00:00

Y-span Lmax, Leq : dBA: 26.95 - 81.020

	Lmax	Leq
Max	78.80 dBA	57.40 dBA
Date	2022-05-31	2022-05-31
Time	09:45:00	12:00:00

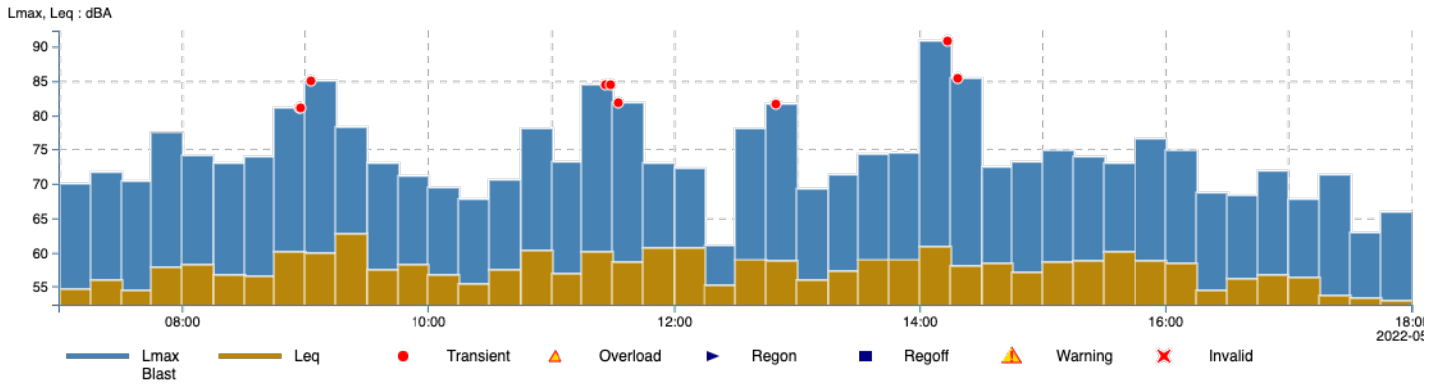
Project SM Parramatta
Project maintainer ██████████
Customer Delta Group
Customer contact ██████████
Time frame 2022-05-31 07:00 - 2022-05-31 18:00 (Australia/Sydney)
Measure point MP_13
Location 216-218 Church St
Sensor type V12
Serial no. 25760
Master(s) serial no. 2332
Latest calibration 2019-08-08
Standard AS 2187.2-2006
 250 mm/s 2-250Hz
Unit mm/s
Quantity Velocity
Interval time 2 min
Max V: 2.15 mm/s, L: 1.20 mm/s, T: 1.50 mm/s



X-span 2022-05-31 07:00:00 - 2022-05-31 18:00:00
Y-span V, L, T : mm/s: 0.0 - 5.0

	V	L	T
Max	2.15 mm/s	1.20 mm/s	1.50 mm/s
Date	2022-05-31	2022-05-31	2022-05-31
Time	16:00:00	09:46:00	09:46:00

Project SM Parramatta
Project maintainer ██████████
Customer Delta Group
Customer contact ██████████
Time frame 2022-05-31 07:00 - 2022-05-31 18:00 (Australia/Sydney)
Measure point MP_14
Location 211 Church St
Sensor type S50
Serial no. 9923
Master(s) serial no. 2255
Latest calibration 2022-02-10
Standard Lmax + Leq
 55-130 dBA Fast
Unit dBA
Quantity Sound Pres.Level, Eqv.Sound Pres.L
Interval time 15 min
dB Corr -6 dB
Max Lmax: 90.90 dBA, Leq: 62.80 dBA

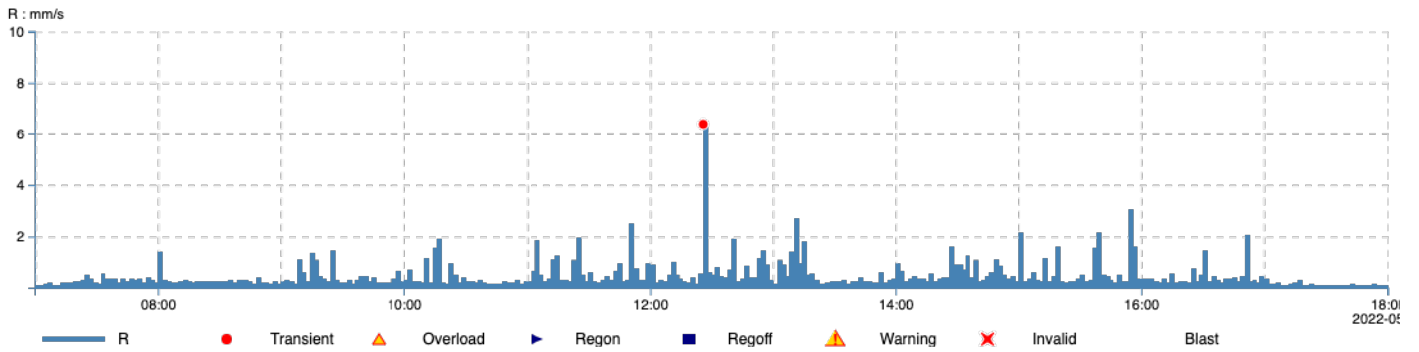
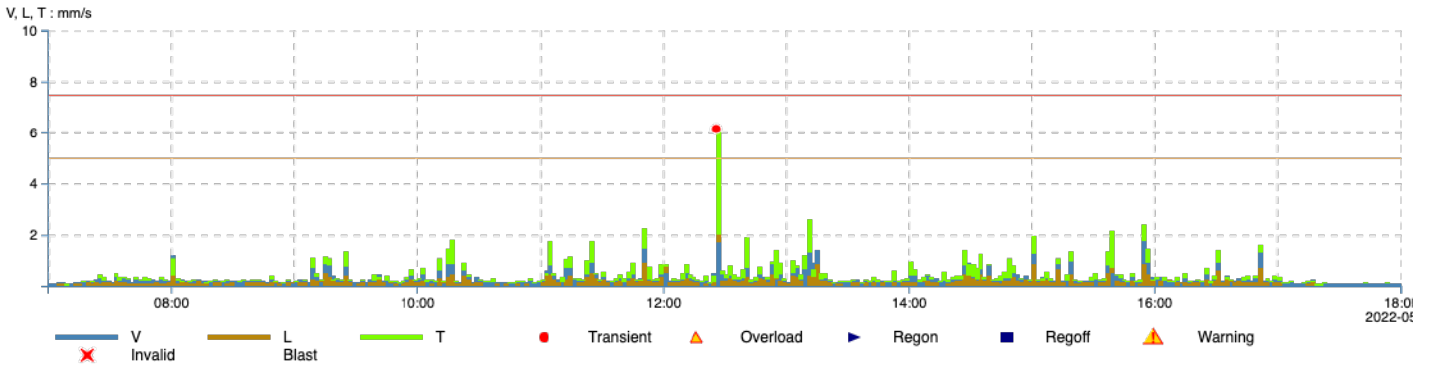


X-span 2022-05-31 07:00:00 - 2022-05-31 18:00:00

Y-span Lmax, Leq : dBA: 52.41 - 92.39

	Lmax	Leq
Max	90.90 dBA	62.80 dBA
Date	2022-05-31	2022-05-31
Time	14:15:00	09:30:00

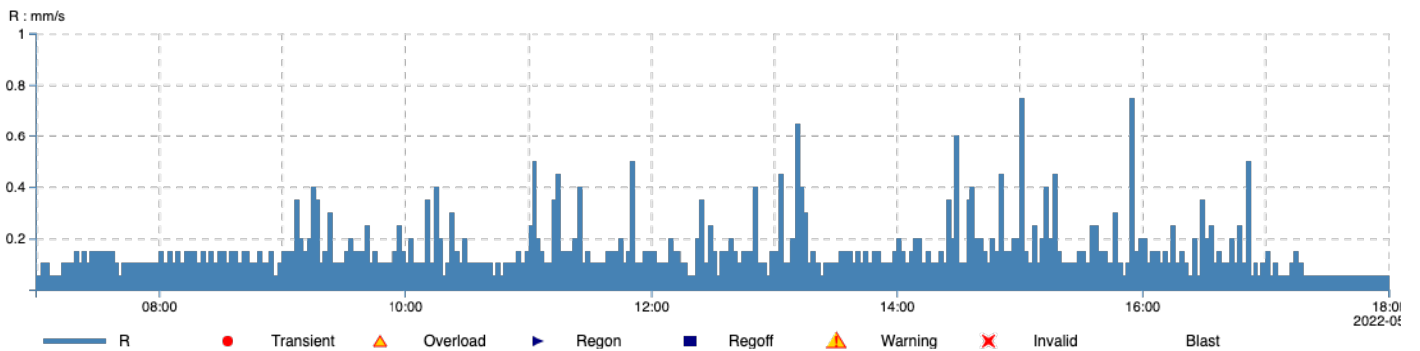
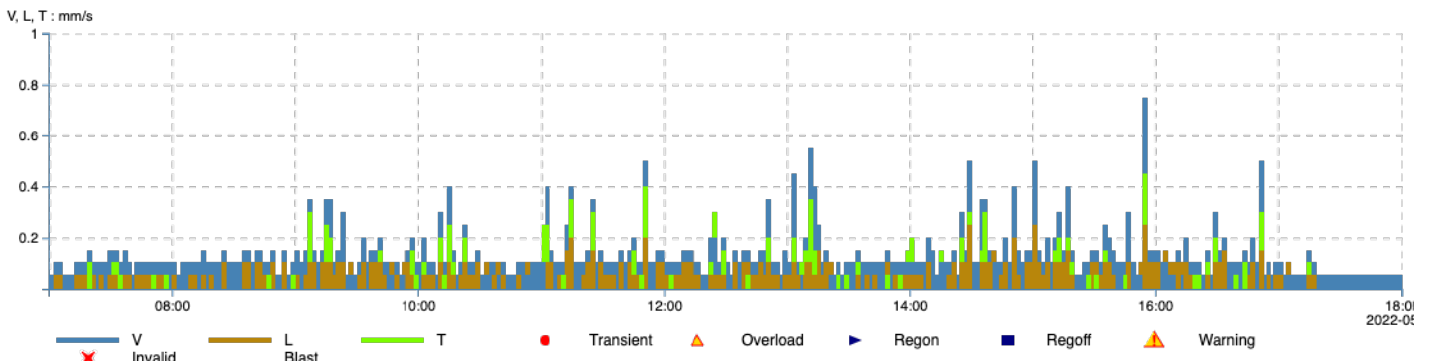
Project SM Parramatta
Project maintainer ██████████
Customer Delta Group
Customer contact ██████████
Time frame 2022-05-31 07:00 - 2022-05-31 18:00 (Australia/Sydney)
Measure point MP_15
Location 43-47 George St - East Facade
Sensor type C22
Serial no. 107549
Master(s) serial no. 107549
Latest calibration 2021-09-19
Standard AS 2187.2-2006 250mm/s 2-250Hz
Unit mm/s
Quantity Velocity
Interval time 2 min
Max V: 1.75 mm/s, L: 2.0 mm/s, T: 6.15 mm/s, R: 6.40 mm/s



X-span 2022-05-31 07:00:00 - 2022-05-31 18:00:00
Y-span V, L, T : mm/s: 0.0 - 10.0, R : mm/s: 0.0 - 10.0

	V	L	T	R
Max	1.75 mm/s	2.0 mm/s	6.15 mm/s	6.40 mm/s
Date	2022-05-31	2022-05-31	2022-05-31	2022-05-31
Time	15:56:00	12:28:00	12:28:00	12:28:00

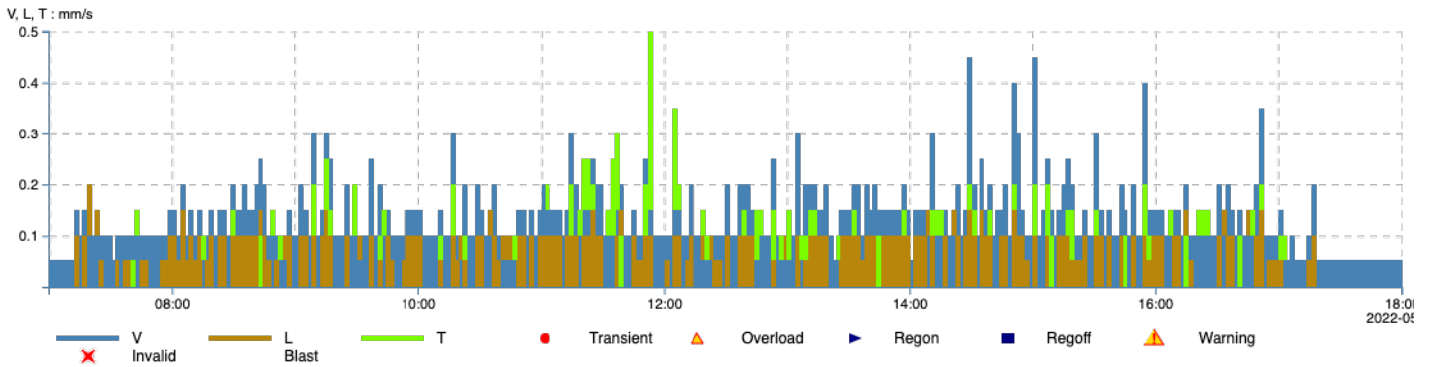
Project SM Parramatta
Project maintainer ██████████
Customer Delta Group
Customer contact ██████████
Time frame 2022-05-31 07:00 - 2022-05-31 18:00 (Australia/Sydney)
Measure point MP_16
Location 43-47 George St - West Facade
Sensor type C22
Serial no. 107553
Master(s) serial no. 107553
Latest calibration 2021-09-25
Standard AS 2187.2-2006 250mm/s 2-250Hz
Unit mm/s
Quantity Velocity
Interval time 2 min
Max V: 0.75 mm/s, L: 0.25 mm/s, T: 0.50 mm/s, R: 0.75 mm/s



X-span 2022-05-31 07:00:00 - 2022-05-31 18:00:00
Y-span V, L, T : mm/s: 0.0 - 1.0, R : mm/s: 0.0 - 1.0

	V	L	T	R
Max	0.75 mm/s	0.25 mm/s	0.50 mm/s	0.75 mm/s
Date	2022-05-31	2022-05-31	2022-05-31	2022-05-31
Time	15:56:00	14:30:00	15:02:00	15:02:00

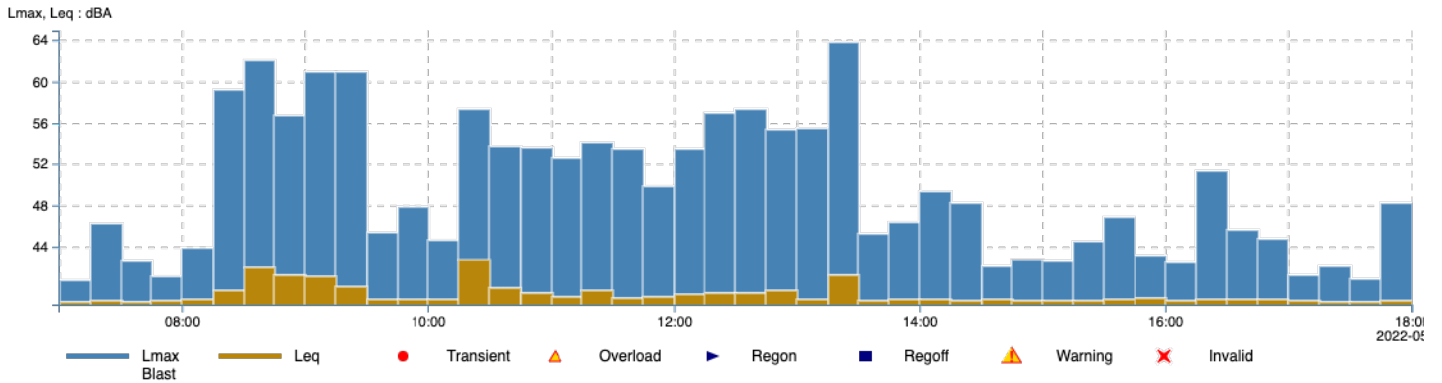
Project SM Parramatta
Project maintainer ██████████
Customer Delta Group
Customer contact ██████████
Time frame 2022-05-31 07:00 - 2022-05-31 18:00 (Australia/Sydney)
Measure point MP_17
Location IGA 37-39 George St
Sensor type V12
Serial no. 25910
Master(s) serial no. 2477
Latest calibration 2020-10-23
Standard AS 2187.2-2006
 250 mm/s 2-250Hz
Unit mm/s
Quantity Velocity
Interval time 2 min
Max V: 0.45 mm/s, L: 0.20 mm/s, T: 0.50 mm/s



X-span 2022-05-31 07:00:00 - 2022-05-31 18:00:00
Y-span V, L, T : mm/s: 0.0 - 0.50

	V	L	T
Max	0.45 mm/s	0.20 mm/s	0.50 mm/s
Date	2022-05-31	2022-05-31	2022-05-31
Time	14:30:00	07:20:00	11:54:00

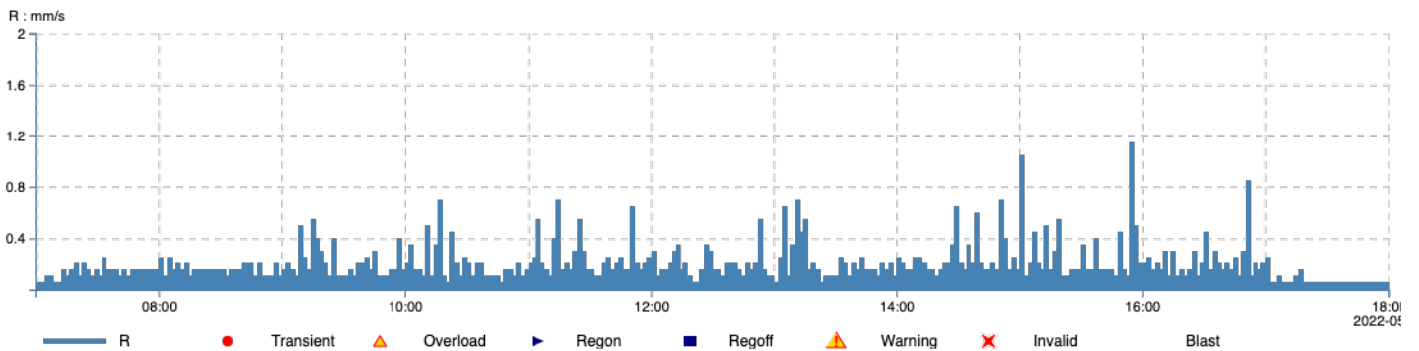
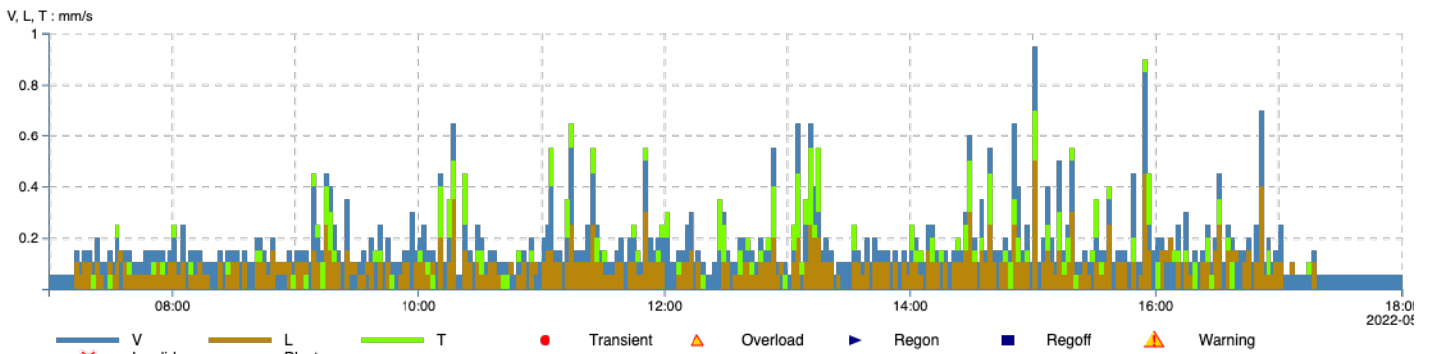
Project SM Parramatta
Project maintainer ██████████
Customer Delta Group
Customer contact ██████████
Time frame 2022-05-31 07:00 - 2022-05-31 18:00 (Australia/Sydney)
Measure point MP_18
Location IGA 37-39 George st
Sensor type S50
Serial no. 10786
Master(s) serial no. 2477
Latest calibration 2022-02-10
Standard Lmax + Leq
 40-115 dBA Fast
Unit dBA
Quantity Sound Pres.Level, Eqv.Sound Pres.L
Interval time 15 min
dB Corr -6 dB
Max Lmax: 63.80 dBA, Leq: 42.60 dBA



X-span 2022-05-31 07:00:00 - 2022-05-31 18:00:00
Y-span Lmax, Leq : dBA: 38.40 - 64.95

	Lmax	Leq
Max	63.80 dBA	42.60 dBA
Date	2022-05-31	2022-05-31
Time	13:30:00	10:30:00

Project SM Parramatta
Project maintainer ██████████
Customer Delta Group
Customer contact ██████████
Time frame 2022-05-31 07:00 - 2022-05-31 18:00 (Australia/Sydney)
Measure point MP_19
Location 43-47 George St - South Facade
Sensor type C22
Serial no. 107554
Master(s) serial no. 107554
Latest calibration 2021-09-25
Standard AS 2187.2-2006 250mm/s 2-250Hz
Unit mm/s
Quantity Velocity
Interval time 2 min
Max V: 0.95 mm/s, L: 0.50 mm/s, T: 0.90 mm/s, R: 1.15 mm/s



X-span 2022-05-31 07:00:00 - 2022-05-31 18:00:00
Y-span V, L, T : mm/s: 0.0 - 1.0, R : mm/s: 0.0 - 2.0

	V	L	T	R
Max	0.95 mm/s	0.50 mm/s	0.90 mm/s	1.15 mm/s
Date	2022-05-31	2022-05-31	2022-05-31	2022-05-31
Time	15:02:00	15:02:00	15:56:00	15:56:00

Appendix B - Example of Clyde Weekly Monitoring Report

This page intentionally left blank



14 April 2022

Delta Group

Project Manager

Environmental Monitoring Report - Sydney Metro Clyde Project 1st April- 7th April 2022

Please find attached environmental monitoring results for the Sydney Metro Clyde Project from the 1st of April to the 7th of April 2022.

There were 3 active monitoring points during the reporting period, as follows:

- MP 3 - Vibration monitoring at Department of Main Roads Heritage Wall
- MP 4 - Noise monitoring at Rosehill Racecourse
- MP 5 - Noise monitoring at Downer Plant Yard

The position of the current monitoring points are shown in Figure 1 below.



Figure 1: Monitoring Locations

Noise Monitoring Results

Table 1. LAeq (15min) results from MP 4 - Rosehill Racecourse					
Date	Time	Range dBA LAeq (15min)	Average dBA LAeq (15min)	NML LAeq (15min)	No. of intervals above NML
01/04/2022	7:00 to 18:00	66 to 71	68	60dBA	44
02/04/2022	7:00 to 18:00	60 to 68	63	60dBA	41
03/04/2022	7:00 to 18:00	54 to 73	59	60dBA	5
04/04/2022	7:00 to 18:00	66 to 70	67	60dBA	44
05/04/2022	7:00 to 18:00	65 to 71	67	60dBA	44
06/04/2022	7:00 to 18:00	67 to 74	70	60dBA	44
07/04/2022	7:00 to 18:00	67 to 73	70	60dBA	44

Noise intervals were routinely above the Noise Management Level (NML) for the Rosehill Racecourse monitoring point during the reporting period.

Table 2. LAeq (15min) results from MP 5 - Downer Plant Yard

Date	Time	Range dBA LAeq (15min)	Average dBA LAeq (15min)	NML LAeq (15min)	No. of intervals above NML
01/04/2022	7:00 to 18:00	56 to 61	58	75dBA	None
02/04/2022	7:00 to 18:00	55 to 57	56	75dBA	None
03/04/2022	7:00 to 18:00	53 to 56	55	75dBA	None
04/04/2022	7:00 to 18:00	55 to 77	58	75dBA	2
05/04/2022	7:00 to 18:00	55 to 60	57	75dBA	None
06/04/2022	7:00 to 18:00	55 to 77	59	75dBA	1
07/04/2022	7:00 to 18:00	57 to 69	60	75dBA	None

Minor amounts of intervals were above the Noise Management Level (NML) for the Downer Plant Yard monitoring point during the reporting period.

Vibration Monitoring Results

Vibration results for the reporting period are presented in Table 3.

Table 3. Vibration Results									
MP	Location	Criteria	Maximum PPV (mm/s)						
			Fri 1/4	Sat 2/4	Sun 3/4	Mon 4/4	Tue 5/4	Wed 6/4	Thu 7/4
3	Heritage Wall	7.5mm/s	0.5	0.5	0.45	0.45	0.5	0.4	0.4

There were no exceedances of the vibration criteria during the reporting period.

Meteorological Conditions

Meteorological conditions for the reporting period are provided below. These have been sourced from the Bureau of Meteorology website.

Table 4. Meteorological Conditions										
Date	9am Temp (°C)	9am relative humidity (%)	9am cloud amount (oktas)	9am wind direction	9am wind speed (km/h)	3pm Temp (°C)	3pm relative humidity (%)	3pm cloud amount (oktas)	3pm wind direction	3pm wind speed (km/h)
01/04/2022	15.1	98	8	WSW	28	17.6	77	7	SSW	37
02/04/2022	16.0	74	8	W	20	20.9	58	7	W	28
03/04/2022	19.5	68	4	WNW	15	25.5	39	6	NNW	19
04/04/2022	19.4	62	1	WNW	11	28.5	29	2	WNW	7
05/04/2022	19.7	71	1	WNW	15	24.7	66	1	SSE	19
06/04/2022	17.7	98	8	SSW	19	19.0	98	8	S	20
07/04/2022	18.1	100	8	ESE	35	18.7	96	8	SE	20

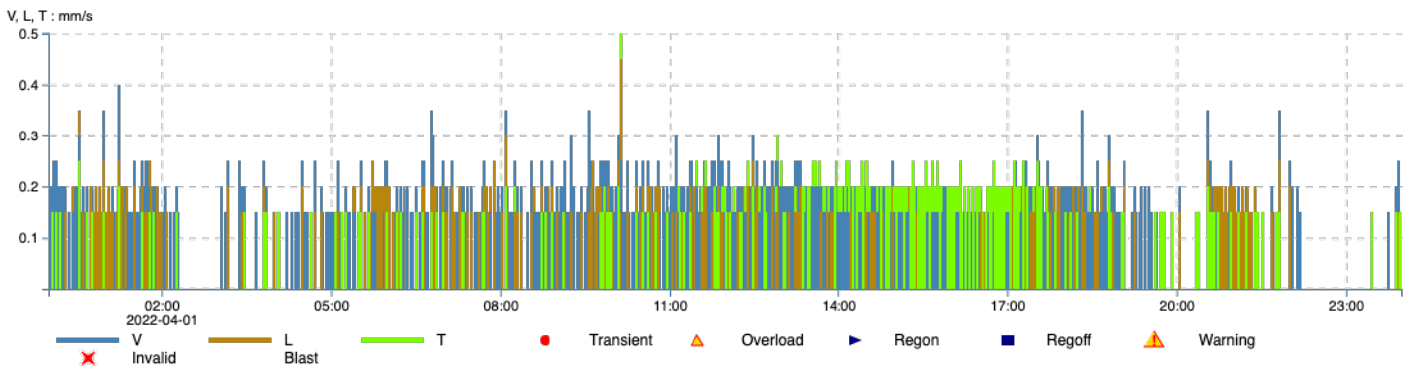
All recorded noise and vibration results from the project, as well as all raw data, will be stored for a minimum of 10 years on the Infra Net website.

Regards,



Consulting Engineer

Project SM Clyde
Project maintainer ██████████
Customer Delta Group
Customer contact ██████████
Time frame 2022-04-01 00:00 - 2022-04-01 23:59 (Australia/Sydney)
Measure point MP_3
Location Department of Main Roads heritage wall - Unwin st
Sensor type V12
Serial no. 26270
Master(s) serial no. 2357
Latest calibration 2021-09-21
Standard DIN4150-3 + Freq
 250 mm/s 1-315Hz
Unit mm/s
Quantity Velocity
Interval time 2 min
Max V: 0.40 mm/s, L: 0.45 mm/s, T: 0.50 mm/s

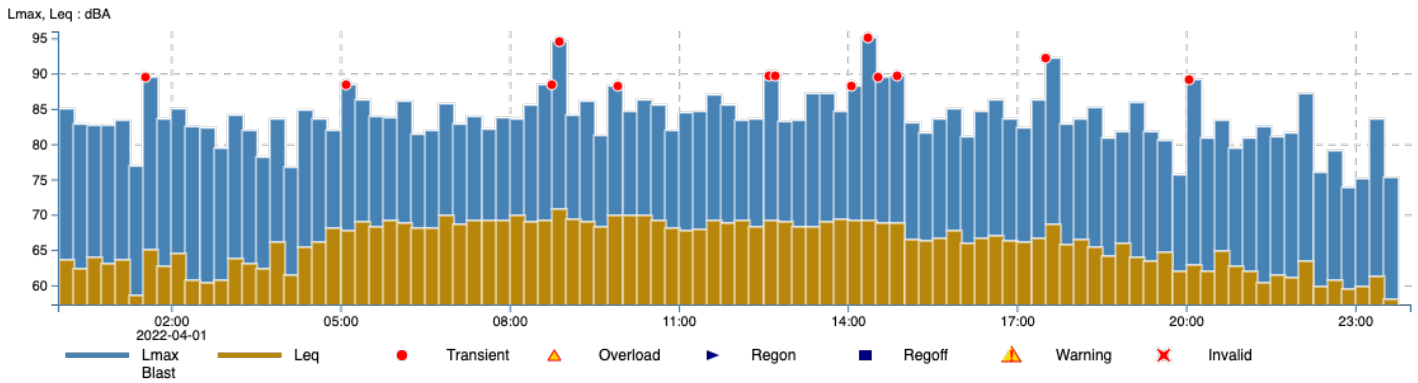


X-span 2022-04-01 00:00:00 - 2022-04-01 23:59:00

Y-span V, L, T : mm/s: 0.0 - 0.50

	V	L	T
Max	0.40 mm/s	0.45 mm/s	0.50 mm/s
Date	2022-04-01	2022-04-01	2022-04-01
Time	01:16:00	10:10:00	10:10:00

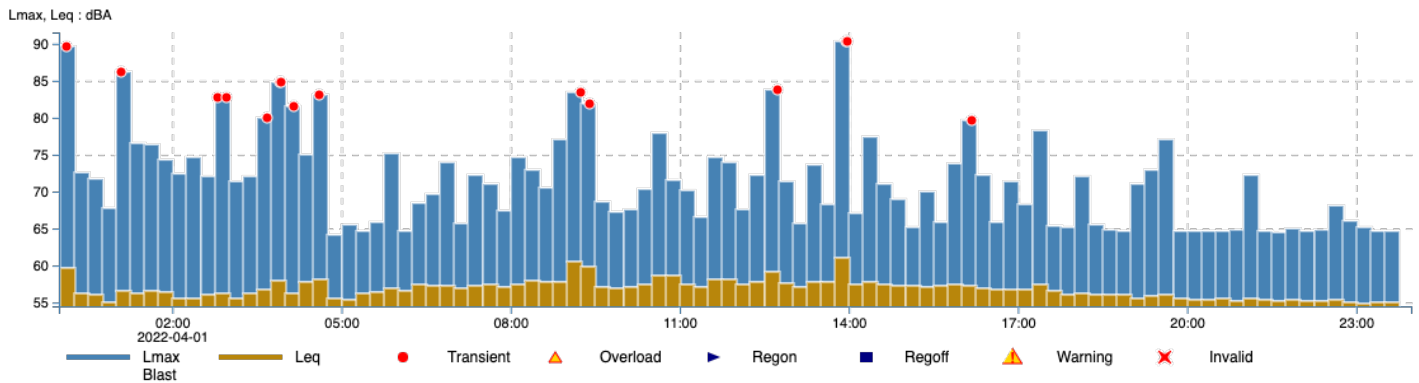
Project SM Clyde
Project maintainer ██████████
Customer Delta Group
Customer contact ██████████
Time frame 2022-04-01 00:00 - 2022-04-01 23:59 (Australia/Sydney)
Measure point MP_4
Location Rosehill Racecourse
Sensor type S50
Serial no. 10118
Master(s) serial no. 2353
Latest calibration 2019-08-15
Standard Lmax + Leq
 55-130 dBA Fast
Unit dBA
Quantity Sound Pres.Level, Eqv.Sound Pres.L
Interval time 15 min
Max Lmax: 95.0 dBA, Leq: 70.80 dBA



X-span 2022-04-01 00:00:00 - 2022-04-01 23:59:00
Y-span Lmax, Leq : dBA: 57.36 - 96.060

	Lmax	Leq
Max	95.0 dBA	70.80 dBA
Date	2022-04-01	2022-04-01
Time	14:30:00	09:00:00

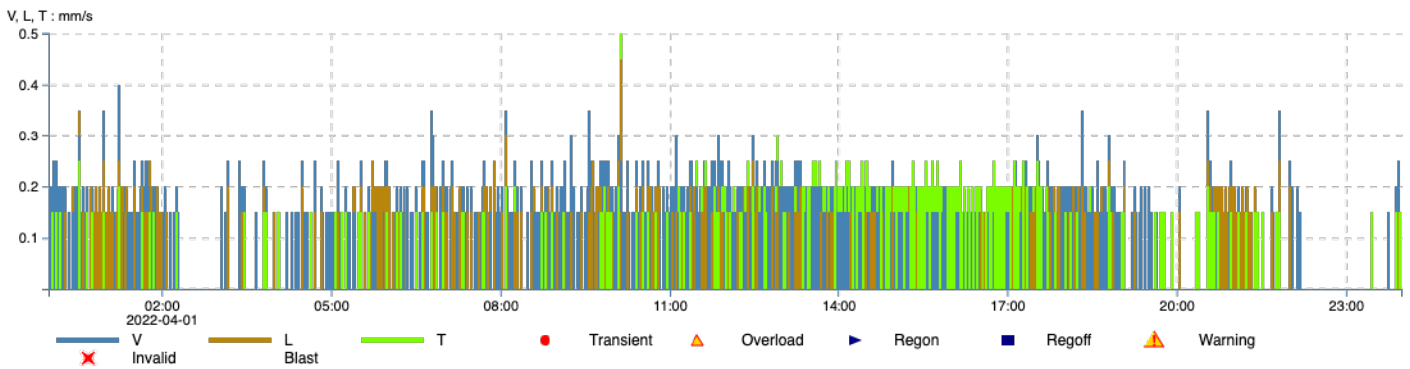
Project SM Clyde
Project maintainer ██████████
Customer Delta Group
Customer contact ██████████
Time frame 2022-04-01 00:00 - 2022-04-01 23:59 (Australia/Sydney)
Measure point MP_5
Location Downers Plant
Sensor type S50
Serial no. 10884
Master(s) serial no. 2475
Latest calibration 2019-08-15
Standard Lmax + Leq
 55-130 dBA Fast
Unit dBA
Quantity Sound Pres.Level, Eqv.Sound Pres.L
Interval time 15 min
dB Corr -6 dB
Max Lmax: 90.30 dBA, Leq: 61.0 dBA



X-span 2022-04-01 00:00:00 - 2022-04-01 23:59:00
Y-span Lmax, Leq : dBA: 54.59 - 91.60

	Lmax	Leq
Max	90.30 dBA	61.0 dBA
Date	2022-04-01	2022-04-01
Time	14:00:00	14:00:00

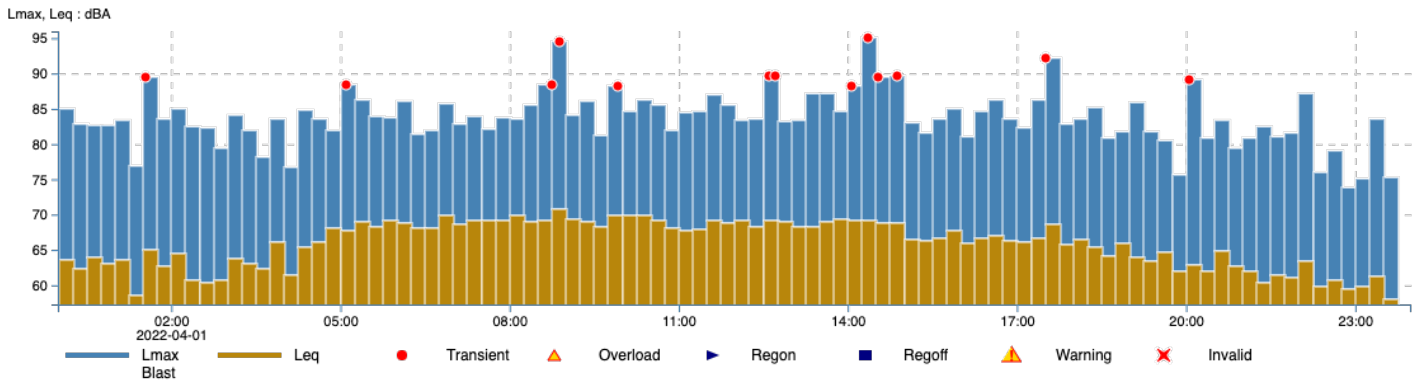
Project SM Clyde
Project maintainer ██████████
Customer Delta Group
Customer contact ██████████
Time frame 2022-04-01 00:00 - 2022-04-01 23:59 (Australia/Sydney)
Measure point MP_3
Location Department of Main Roads heritage wall - Unwin st
Sensor type V12
Serial no. 26270
Master(s) serial no. 2357
Latest calibration 2021-09-21
Standard DIN4150-3 + Freq
 250 mm/s 1-315Hz
Unit mm/s
Quantity Velocity
Interval time 2 min
Max V: 0.40 mm/s, L: 0.45 mm/s, T: 0.50 mm/s



X-span 2022-04-01 00:00:00 - 2022-04-01 23:59:00
Y-span V, L, T : mm/s: 0.0 - 0.50

	V	L	T
Max	0.40 mm/s	0.45 mm/s	0.50 mm/s
Date	2022-04-01	2022-04-01	2022-04-01
Time	01:16:00	10:10:00	10:10:00

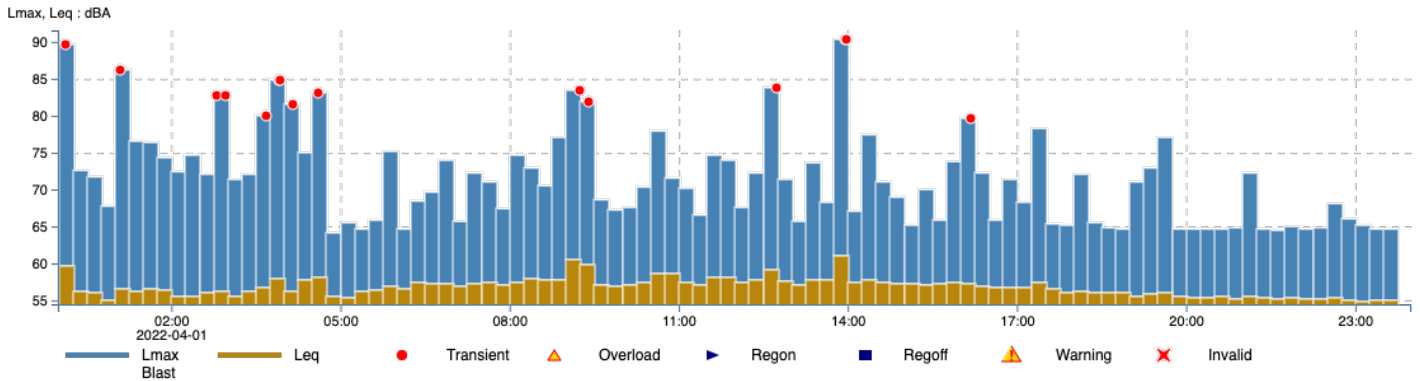
Project SM Clyde
Project maintainer ██████████
Customer Delta Group
Customer contact ██████████
Time frame 2022-04-01 00:00 - 2022-04-01 23:59 (Australia/Sydney)
Measure point MP_4
Location Rosehill Racecourse
Sensor type S50
Serial no. 10118
Master(s) serial no. 2353
Latest calibration 2019-08-15
Standard Lmax + Leq
 55-130 dBA Fast
Unit dBA
Quantity Sound Pres.Level, Eqv.Sound Pres.L
Interval time 15 min
Max Lmax: 95.0 dBA, Leq: 70.80 dBA



X-span 2022-04-01 00:00:00 - 2022-04-01 23:59:00
Y-span Lmax, Leq : dBA: 57.36 - 96.060

	Lmax	Leq
Max	95.0 dBA	70.80 dBA
Date	2022-04-01	2022-04-01
Time	14:30:00	09:00:00

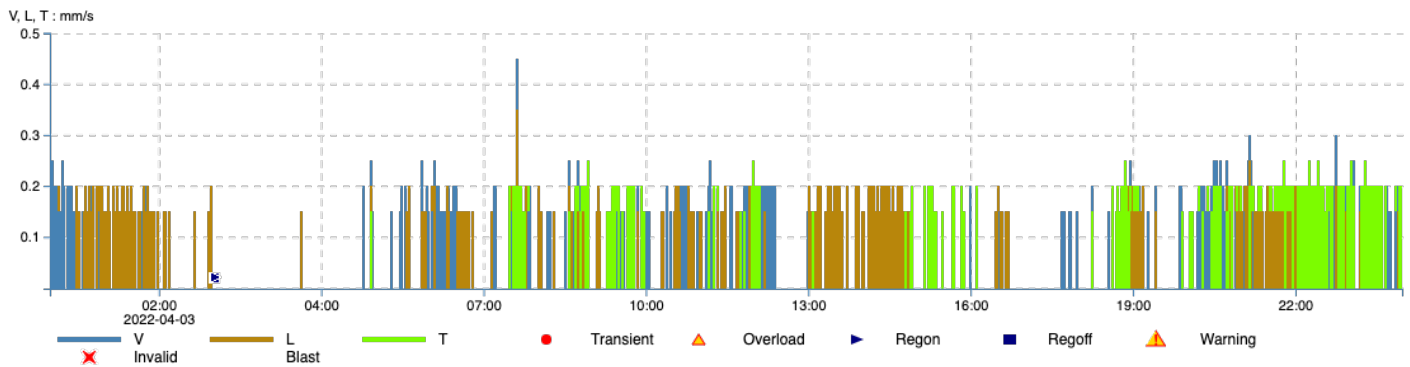
Project SM Clyde
Project maintainer ██████████
Customer Delta Group
Customer contact ██████████
Time frame 2022-04-01 00:00 - 2022-04-01 23:59 (Australia/Sydney)
Measure point MP_5
Location Downers Plant
Sensor type S50
Serial no. 10884
Master(s) serial no. 2475
Latest calibration 2019-08-15
Standard Lmax + Leq
 55-130 dBA Fast
Unit dBA
Quantity Sound Pres.Level, Eqv.Sound Pres.L
Interval time 15 min
dB Corr -6 dB
Max Lmax: 90.30 dBA, Leq: 61.0 dBA



X-span 2022-04-01 00:00:00 - 2022-04-01 23:59:00
Y-span Lmax, Leq : dBA: 54.59 - 91.60

Max	Lmax	90.30 dBA	Leq	61.0 dBA
Date		2022-04-01		2022-04-01
Time		14:00:00		14:00:00

Project SM Clyde
Project maintainer ██████████
Customer Delta Group
Customer contact ██████████
Time frame 2022-04-03 00:00 - 2022-04-03 23:59 (Australia/Sydney)
Measure point MP_3
Location Department of Main Roads heritage wall - Unwin st
Sensor type V12
Serial no. 26270
Master(s) serial no. 2357
Latest calibration 2021-09-21
Standard DIN4150-3 + Freq
 250 mm/s 1-315Hz
Unit mm/s
Quantity Velocity
Interval time 2 min
Max V: 0.45 mm/s, L: 0.35 mm/s, T: 0.25 mm/s

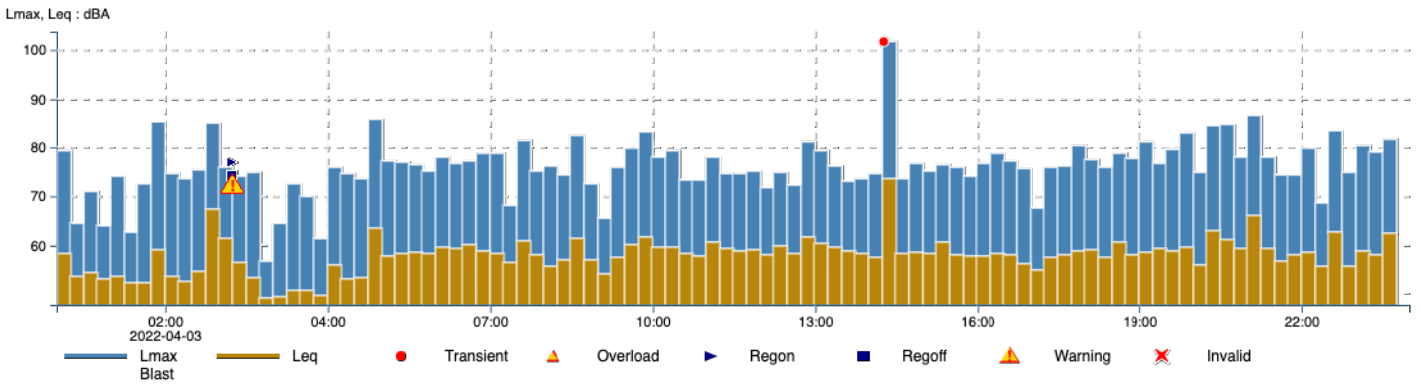


X-span 2022-04-03 00:00:00 - 2022-04-03 23:59:00

Y-span V, L, T : mm/s: 0.0 - 0.50

	V	L	T
Max	0.45 mm/s	0.35 mm/s	0.25 mm/s
Date	2022-04-03	2022-04-03	2022-04-03
Time	07:38:00	07:38:00	08:56:00

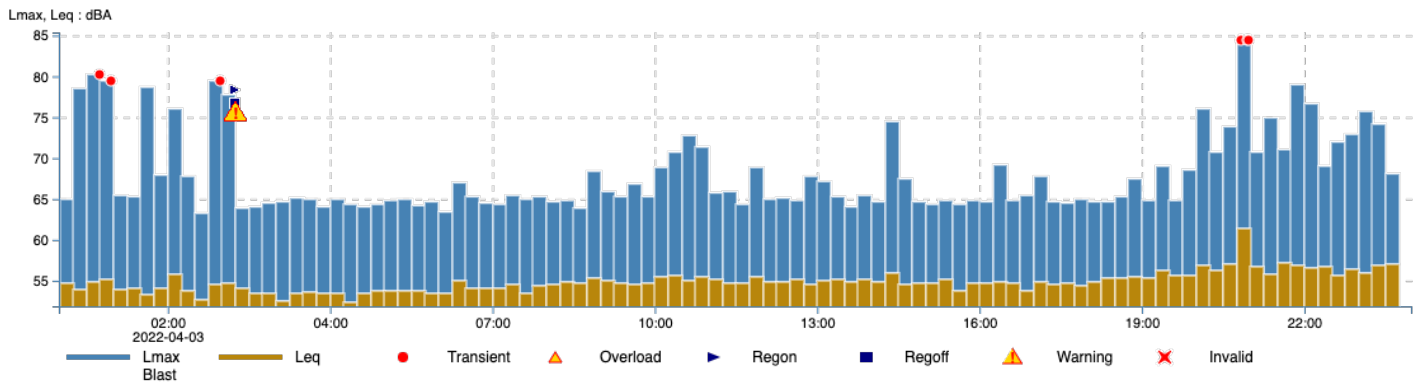
Project SM Clyde
Project maintainer ██████████
Customer Delta Group
Customer contact ██████████
Time frame 2022-04-03 00:00 - 2022-04-03 23:59 (Australia/Sydney)
Measure point MP_4
Location Rosehill Racecourse
Sensor type S50
Serial no. 10118
Master(s) serial no. 2353
Latest calibration 2019-08-15
Standard Lmax + Leq
 55-130 dBA Fast
Unit dBA
Quantity Sound Pres.Level, Eqv.Sound Pres.L
Interval time 15 min
Max Lmax: 101.60 dBA, Leq: 73.40 dBA



X-span 2022-04-03 00:00:00 - 2022-04-03 23:59:00
Y-span Lmax, Leq : dBA: 47.78 - 103.85

	Lmax	Leq
Max	101.60 dBA	73.40 dBA
Date	2022-04-03	2022-04-03
Time	14:30:00	14:30:00

Project SM Clyde
Project maintainer ██████████
Customer Delta Group
Customer contact ██████████
Time frame 2022-04-03 00:00 - 2022-04-03 23:59 (Australia/Sydney)
Measure point MP_5
Location Downers Plant
Sensor type S50
Serial no. 10884
Master(s) serial no. 2475
Latest calibration 2019-08-15
Standard Lmax + Leq
 55-130 dBA Fast
Unit dBA
Quantity Sound Pres.Level, Eqv.Sound Pres.L
Interval time 15 min
dB Corr -6 dB
Max Lmax: 84.40 dBA, Leq: 61.40 dBA

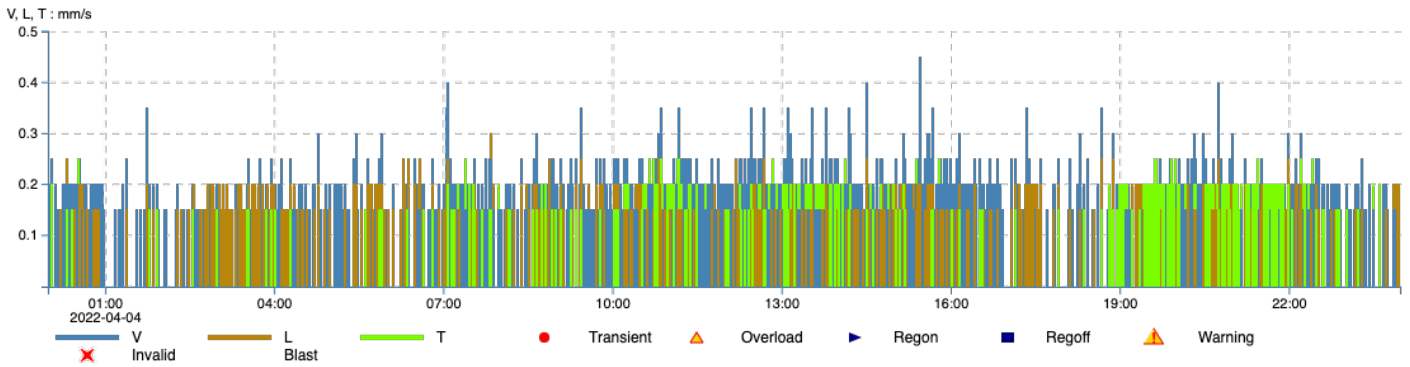


X-span 2022-04-03 00:00:00 - 2022-04-03 23:59:00

Y-span Lmax, Leq : dBA: 51.95 - 85.46

	Lmax	Leq
Max	84.40 dBA	61.40 dBA
Date	2022-04-03	2022-04-03
Time	21:00:00	21:00:00

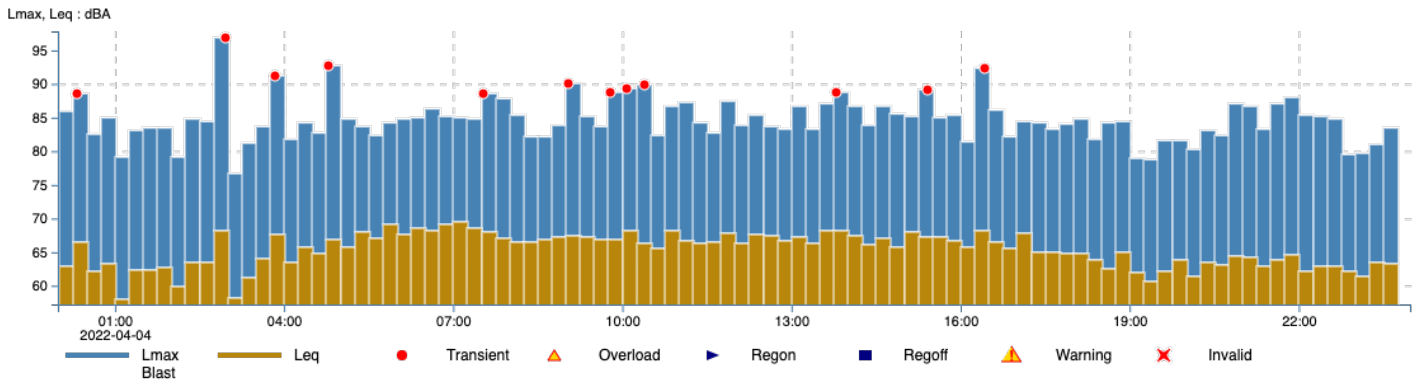
Project SM Clyde
Project maintainer ██████████
Customer Delta Group
Customer contact ██████████
Time frame 2022-04-04 00:00 - 2022-04-04 23:59 (Australia/Sydney)
Measure point MP_3
Location Department of Main Roads heritage wall - Unwin st
Sensor type V12
Serial no. 26270
Master(s) serial no. 2357
Latest calibration 2021-09-21
Standard DIN4150-3 + Freq
 250 mm/s 1-315Hz
Unit mm/s
Quantity Velocity
Interval time 2 min
Max V: 0.45 mm/s, L: 0.30 mm/s, T: 0.25 mm/s



X-span 2022-04-04 00:00:00 - 2022-04-04 23:59:00
Y-span V, L, T : mm/s: 0.0 - 0.50

	V	L	T
Max	0.45 mm/s	0.30 mm/s	0.25 mm/s
Date	2022-04-04	2022-04-04	2022-04-04
Time	15:28:00	07:52:00	00:32:00

Project SM Clyde
Project maintainer ██████████
Customer Delta Group
Customer contact ██████████
Time frame 2022-04-04 00:00 - 2022-04-04 23:59 (Australia/Sydney)
Measure point MP_4
Location Rosehill Racecourse
Sensor type S50
Serial no. 10118
Master(s) serial no. 2353
Latest calibration 2019-08-15
Standard Lmax + Leq
 55-130 dBA Fast
Unit dBA
Quantity Sound Pres.Level, Eqv.Sound Pres.L
Interval time 15 min
Max Lmax: 96.90 dBA, Leq: 69.50 dBA

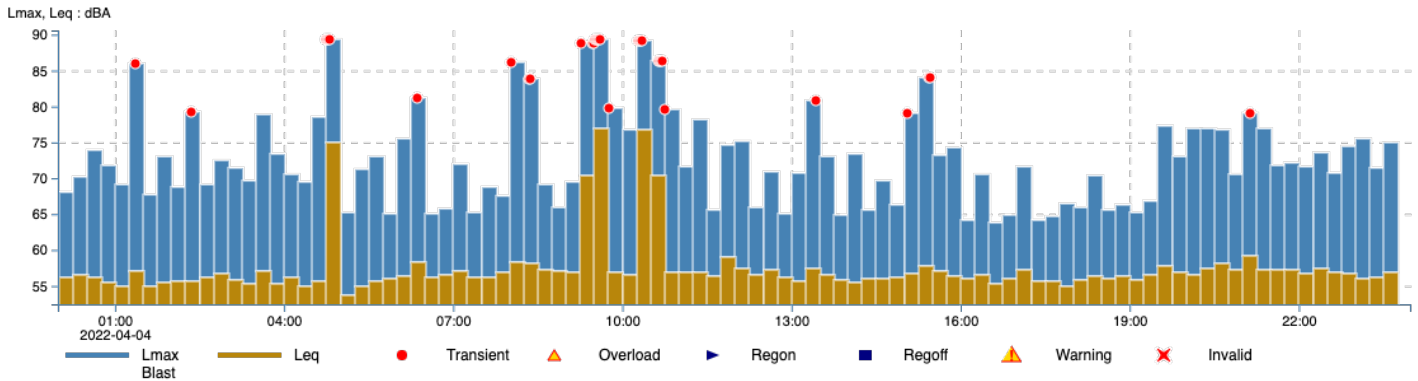


X-span 2022-04-04 00:00:00 - 2022-04-04 23:59:00

Y-span Lmax, Leq : dBA: 57.32 - 97.91

	Lmax	Leq
Max	96.90 dBA	69.50 dBA
Date	2022-04-04	2022-04-04
Time	03:00:00	07:15:00

Project SM Clyde
Project maintainer ██████████
Customer Delta Group
Customer contact ██████████
Time frame 2022-04-04 00:00 - 2022-04-04 23:59 (Australia/Sydney)
Measure point MP_5
Location Downers Plant
Sensor type S50
Serial no. 10884
Master(s) serial no. 2475
Latest calibration 2019-08-15
Standard Lmax + Leq
 55-130 dBA Fast
Unit dBA
Quantity Sound Pres.Level, Eqv.Sound Pres.L
Interval time 15 min
dB Corr -6 dB
Max Lmax: 89.40 dBA, Leq: 77.0 dBA

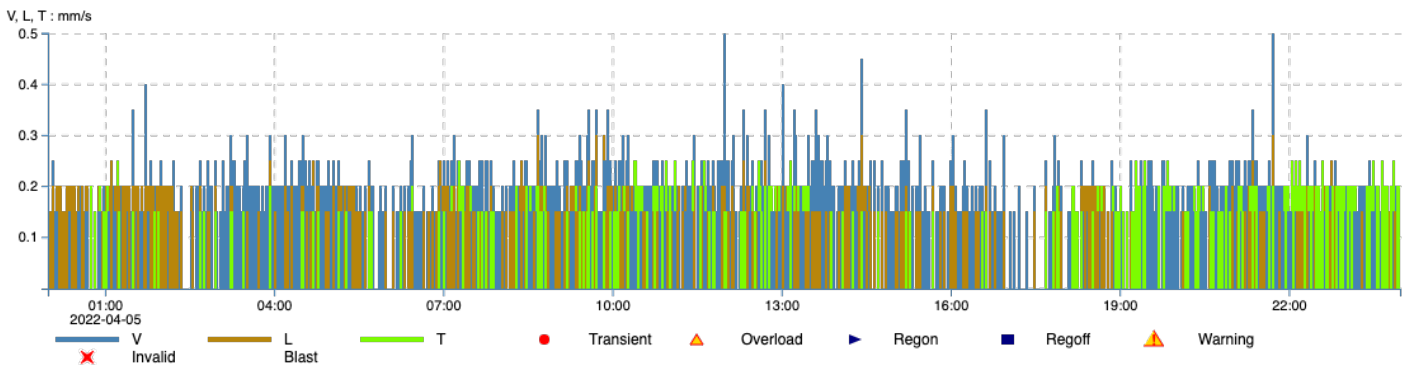


X-span 2022-04-04 00:00:00 - 2022-04-04 23:59:00

Y-span Lmax, Leq : dBA: 52.54 - 90.68

	Lmax	Leq
Max	89.40 dBA	77.0 dBA
Date	2022-04-04	2022-04-04
Time	05:00:00	09:45:00

Project SM Clyde
Project maintainer ██████████
Customer Delta Group
Customer contact ██████████
Time frame 2022-04-05 00:00 - 2022-04-05 23:59 (Australia/Sydney)
Measure point MP_3
Location Department of Main Roads heritage wall - Unwin st
Sensor type V12
Serial no. 26270
Master(s) serial no. 2357
Latest calibration 2021-09-21
Standard DIN4150-3 + Freq
 250 mm/s 1-315Hz
Unit mm/s
Quantity Velocity
Interval time 2 min
Max V: 0.50 mm/s, L: 0.30 mm/s, T: 0.30 mm/s

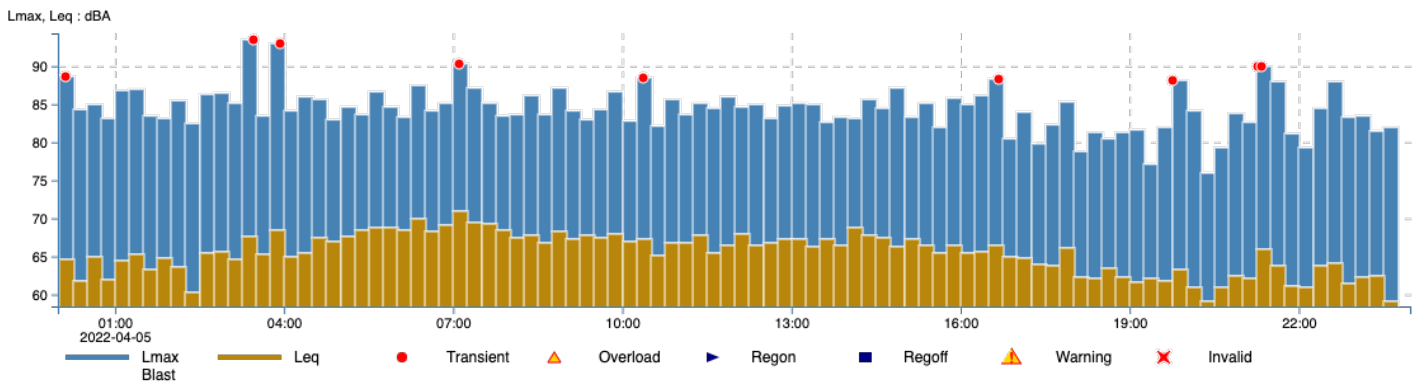


X-span 2022-04-05 00:00:00 - 2022-04-05 23:59:00

Y-span V, L, T : mm/s: 0.0 - 0.50

	V	L	T
Max	0.50 mm/s	0.30 mm/s	0.30 mm/s
Date	2022-04-05	2022-04-05	2022-04-05
Time	12:00:00	08:42:00	04:12:00

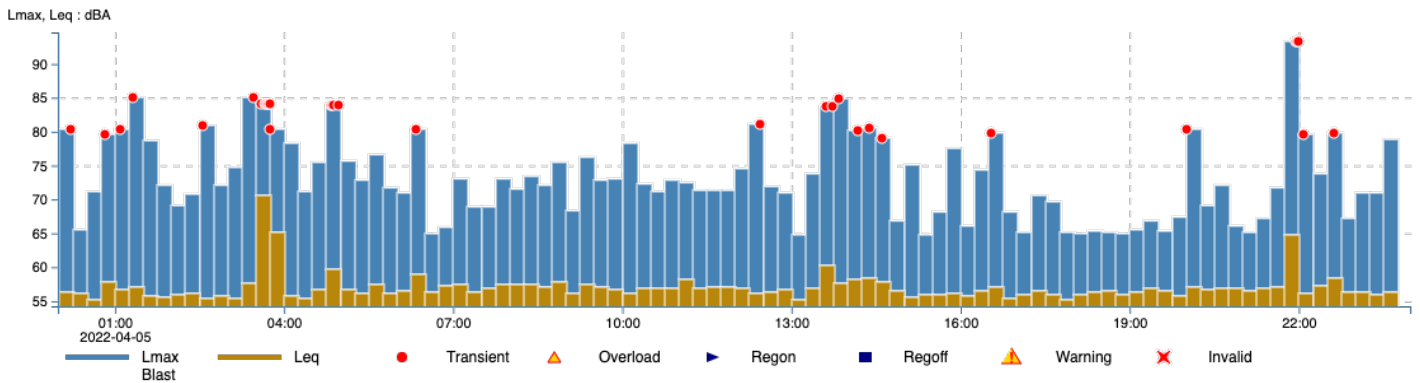
Project SM Clyde
Project maintainer ██████████
Customer Delta Group
Customer contact ██████████
Time frame 2022-04-05 00:00 - 2022-04-05 23:59 (Australia/Sydney)
Measure point MP_4
Location Rosehill Racecourse
Sensor type S50
Serial no. 10118
Master(s) serial no. 2353
Latest calibration 2019-08-15
Standard Lmax + Leq
 55-130 dBA Fast
Unit dBA
Quantity Sound Pres.Level, Eqv.Sound Pres.L
Interval time 15 min
Max Lmax: 93.50 dBA, Leq: 70.90 dBA



X-span 2022-04-05 00:00:00 - 2022-04-05 23:59:00
Y-span Lmax, Leq : dBA: 58.51 - 94.38

	Lmax	Leq
Max	93.50 dBA	70.90 dBA
Date	2022-04-05	2022-04-05
Time	03:30:00	07:15:00

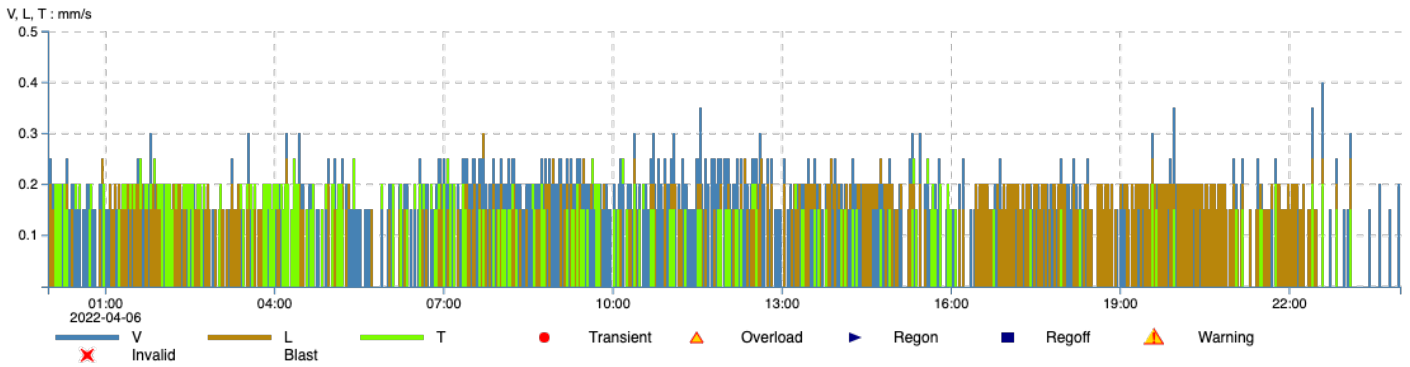
Project SM Clyde
Project maintainer ██████████
Customer Delta Group
Customer contact ██████████
Time frame 2022-04-05 00:00 - 2022-04-05 23:59 (Australia/Sydney)
Measure point MP_5
Location Downers Plant
Sensor type S50
Serial no. 10884
Master(s) serial no. 2475
Latest calibration 2019-08-15
Standard Lmax + Leq
 55-130 dBA Fast
Unit dBA
Quantity Sound Pres.Level, Eqv.Sound Pres.L
Interval time 15 min
dB Corr -6 dB
Max Lmax: 93.30 dBA, Leq: 70.50 dBA



X-span 2022-04-05 00:00:00 - 2022-04-05 23:59:00
Y-span Lmax, Leq : dBA: 54.33 - 94.73

	Lmax	Leq
Max	93.30 dBA	70.50 dBA
Date	2022-04-05	2022-04-05
Time	22:00:00	03:45:00

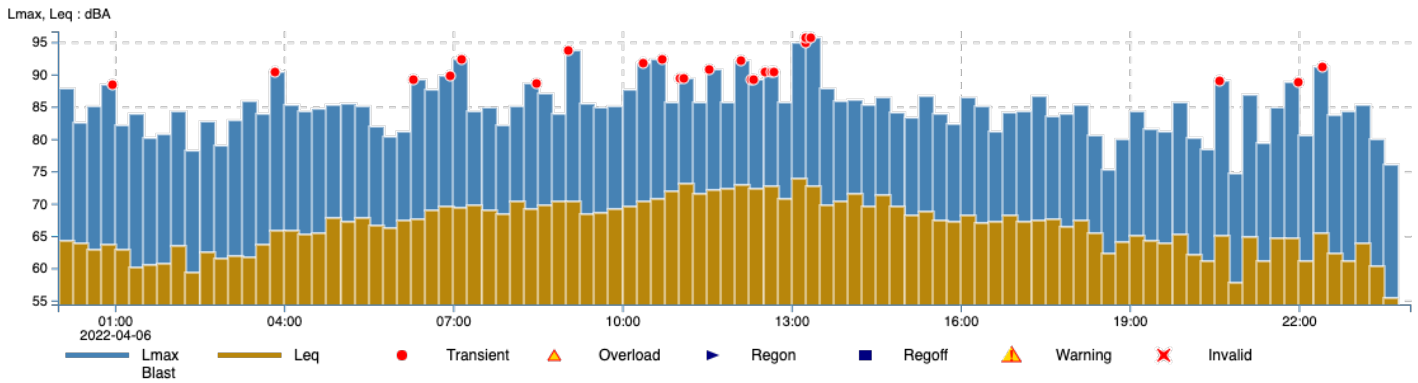
Project SM Clyde
Project maintainer ██████████
Customer Delta Group
Customer contact ██████████
Time frame 2022-04-06 00:00 - 2022-04-06 23:59 (Australia/Sydney)
Measure point MP_3
Location Department of Main Roads heritage wall - Unwin st
Sensor type V12
Serial no. 26270
Master(s) serial no. 2357
Latest calibration 2021-09-21
Standard DIN4150-3 + Freq
 250 mm/s 1-315Hz
Unit mm/s
Quantity Velocity
Interval time 2 min
Max V: 0.40 mm/s, L: 0.30 mm/s, T: 0.25 mm/s



X-span 2022-04-06 00:00:00 - 2022-04-06 23:59:00
Y-span V, L, T : mm/s: 0.0 - 0.50

	V	L	T
Max	0.40 mm/s	0.30 mm/s	0.25 mm/s
Date	2022-04-06	2022-04-06	2022-04-06
Time	22:36:00	07:44:00	01:36:00

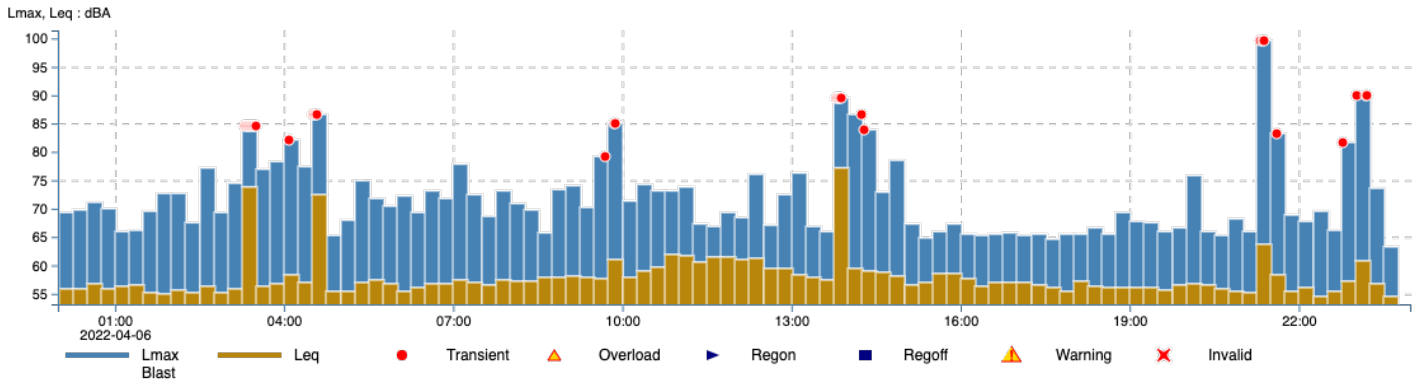
Project SM Clyde
Project maintainer ██████████
Customer Delta Group
Customer contact ██████████
Time frame 2022-04-06 00:00 - 2022-04-06 23:59 (Australia/Sydney)
Measure point MP_4
Location Rosehill Racecourse
Sensor type S50
Serial no. 10118
Master(s) serial no. 2353
Latest calibration 2019-08-15
Standard Lmax + Leq
 55-130 dBA Fast
Unit dBA
Quantity Sound Pres.Level, Eqv.Sound Pres.L
Interval time 15 min
Max Lmax: 95.70 dBA, Leq: 73.80 dBA



X-span 2022-04-06 00:00:00 - 2022-04-06 23:59:00
Y-span Lmax, Leq : dBA: 54.48 - 96.76

	Lmax	Leq
Max	95.70 dBA	73.80 dBA
Date	2022-04-06	2022-04-06
Time	13:30:00	13:15:00

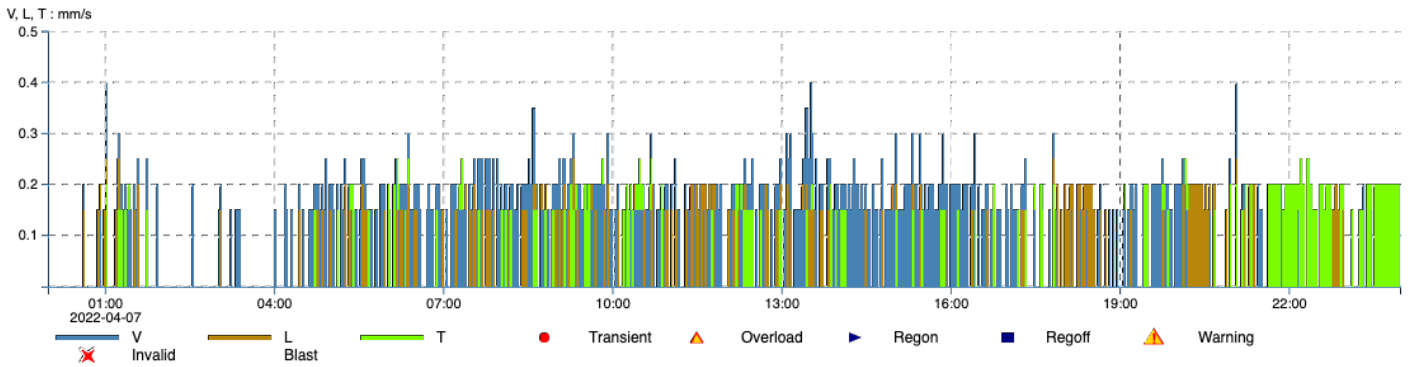
Project SM Clyde
Project maintainer ██████████
Customer Delta Group
Customer contact ██████████
Time frame 2022-04-06 00:00 - 2022-04-06 23:59 (Australia/Sydney)
Measure point MP_5
Location Downers Plant
Sensor type S50
Serial no. 10884
Master(s) serial no. 2475
Latest calibration 2019-08-15
Standard Lmax + Leq
 55-130 dBA Fast
Unit dBA
Quantity Sound Pres.Level, Eqv.Sound Pres.L
Interval time 15 min
dB Corr -6 dB
Max Lmax: 99.70 dBA, Leq: 77.100 dBA



X-span 2022-04-06 00:00:00 - 2022-04-06 23:59:00
Y-span Lmax, Leq : dBA: 53.27 - 101.52

	Lmax	Leq
Max	99.70 dBA	77.100 dBA
Date	2022-04-06	2022-04-06
Time	21:30:00	14:00:00

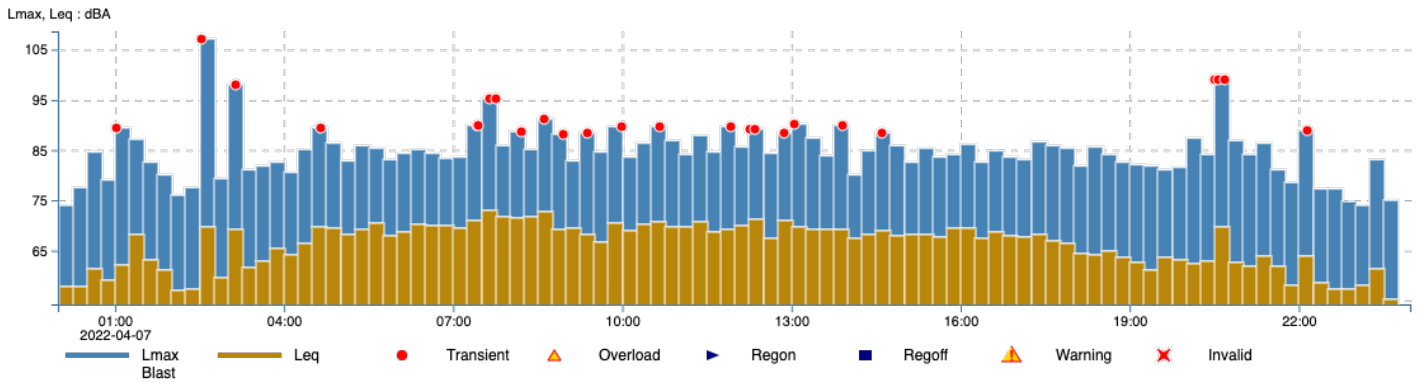
Project SM Clyde
Project maintainer ██████████
Customer Delta Group
Customer contact ██████████
Time frame 2022-04-07 00:00 - 2022-04-07 23:59 (Australia/Sydney)
Measure point MP_3
Location Department of Main Roads heritage wall - Unwin st
Sensor type V12
Serial no. 26270
Master(s) serial no. 2357
Latest calibration 2021-09-21
Standard DIN4150-3 + Freq
 250 mm/s 1-315Hz
Unit mm/s
Quantity Velocity
Interval time 2 min
Max V: 0.40 mm/s, L: 0.25 mm/s, T: 0.25 mm/s



X-span 2022-04-07 00:00:00 - 2022-04-07 23:59:00
Y-span V, L, T : mm/s: 0.0 - 0.50

	V	L	T
Max	0.40 mm/s	0.25 mm/s	0.25 mm/s
Date	2022-04-07	2022-04-07	2022-04-07
Time	01:02:00	01:02:00	06:12:00

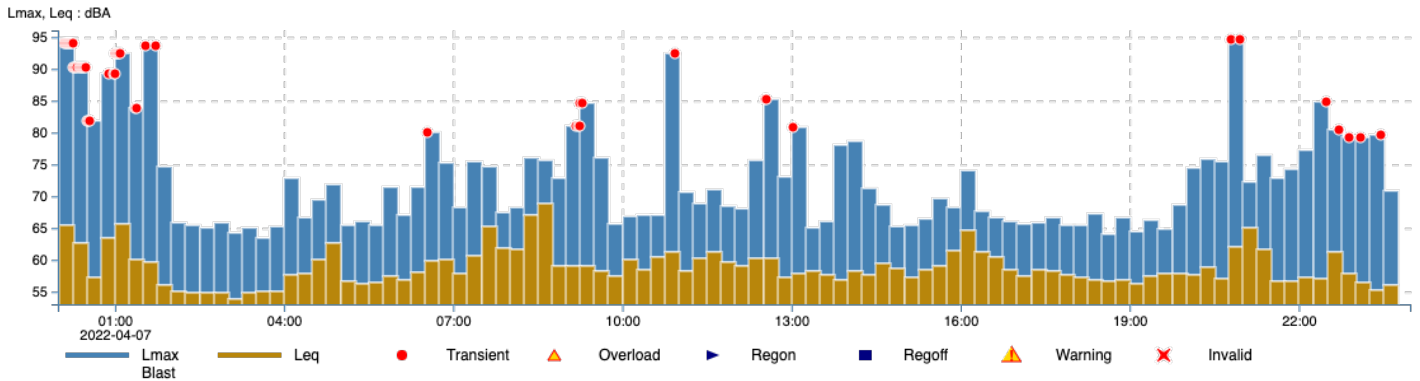
Project SM Clyde
Project maintainer ██████████
Customer Delta Group
Customer contact ██████████
Time frame 2022-04-07 00:00 - 2022-04-07 23:59 (Australia/Sydney)
Measure point MP_4
Location Rosehill Racecourse
Sensor type S50
Serial no. 10118
Master(s) serial no. 2353
Latest calibration 2019-08-15
Standard Lmax + Leq
 55-130 dBA Fast
Unit dBA
Quantity Sound Pres.Level, Eqv.Sound Pres.L
Interval time 15 min
Max Lmax: 107.100 dBA, Leq: 73.100 dBA



X-span 2022-04-07 00:00:00 - 2022-04-07 23:59:00
Y-span Lmax, Leq : dBA: 54.41 - 108.76

	Lmax	Leq
Max	107.100 dBA	73.100 dBA
Date	2022-04-07	2022-04-07
Time	02:45:00	07:45:00

Project SM Clyde
Project maintainer ██████████
Customer Delta Group
Customer contact ██████████
Time frame 2022-04-07 00:00 - 2022-04-07 23:59 (Australia/Sydney)
Measure point MP_5
Location Downers Plant
Sensor type S50
Serial no. 10884
Master(s) serial no. 2475
Latest calibration 2019-08-15
Standard Lmax + Leq
 55-130 dBA Fast
Unit dBA
Quantity Sound Pres.Level, Eqv.Sound Pres.L
Interval time 15 min
dB Corr -6 dB
Max Lmax: 94.60 dBA, Leq: 68.90 dBA



X-span 2022-04-07 00:00:00 - 2022-04-07 23:59:00
Y-span Lmax, Leq : dBA: 53.15 - 96.16

Max	Lmax	94.60 dBA	Leq	68.90 dBA
Date		2022-04-07		2022-04-07
Time		21:00:00		08:45:00

Appendix C - Example of Westmead Weekly Monitoring Report

This page intentionally left blank



31 March 2022

Delta Group

Project Manager

Environmental Monitoring Report - Sydney Metro Westmead Project 22nd March - 28th March 2022

Please find attached environmental monitoring results for the Sydney Metro Westmead Project from the 22nd of March to the 28th of March 2022.

There were 4 active monitoring points during the reporting period, as follows:

- Mp 1 - Vibration monitoring at 2 Hassall St
- Mp 2 - Noise monitoring at 2 Hassall St
- Mp 3 - Vibration monitoring at Westmead Public School
- Mp 4 - Noise monitoring at Westmead Public School

The position of the current monitoring points are shown in Figure 1 below.



Figure 1: Monitoring Locations

Noise Monitoring Results

Table 1. LAeq (15min) results from MP 4 - Westmead Public School					
Date	Time	Range dBA LAeq (15min)	Average dBA LAeq (15min)	NML LAeq (15min)	No. of intervals above NML
22/03/2022	7:00 to 18:00	49 to 62	53	65dBA ¹	None
23/03/2022	7:00 to 18:00	49 to 63	52	65dBA ¹	None
24/03/2022	7:00 to 18:00	50 to 62	53	65dBA ¹	None
25/03/2022	7:00 to 18:00	50 to 60	53	65dBA ¹	None
26/03/2022	7:00 to 18:00	50 to 62	53	65dBA ¹	None
27/03/2022	7:00 to 18:00	48 to 65	51	65dBA ¹	None
28/03/2022	7:00 to 18:00	50 to 64	54	65dBA ¹	None

¹External criteria based on internal criteria of 45dBA assuming 20dB facade reduction.

Noise intervals were compliant with the Noise Management Level (NML) for the Westmead Public School monitoring point during the reporting period.

Table 2. LAeq (15min) results from MP 6 - 26 Bailey St					
Date	Time	Range dBA LAeq (15min)	Average dBA LAeq (15min)	NML LAeq (15min)	No. of intervals above NML
22/03/2022	7:00 to 18:00	48 to 57	53	59dBA	None
23/03/2022	7:00 to 18:00	48 to 57	53	59dBA	None
24/03/2022	7:00 to 18:00	45 to 63	53	59dBA	2
25/03/2022	7:00 to 18:00	48 to 58	52	59dBA	None
26/03/2022	7:00 to 18:00	46 to 60	53	59dBA	3
27/03/2022	7:00 to 18:00	45 to 60	50	59dBA	2
28/03/2022	7:00 to 18:00	46 to 61	53	59dBA	3

Noise intervals above the Noise Management Level (NML) were noted for the 26 Bailey St monitoring point across multiple days of the reporting period.

Vibration Monitoring Results

Vibration results for the reporting period are presented in Table 3.

Table 3. Vibration Results									
MP	Location	Criteria	Maximum PPV (mm/s)						
			Tue 22/3	Wed 23/3	Thu 24/3	Fri 25/3	Sat 26/3	Sun 27/3	Mon 28/3
3	Westmead Public School	7.5mm/s	0.3	0.4	2.55	0.45	0.25	0.2	0.3
5	26 Bailey St	7.5mm/s	0.15	0.15	0.15	0.2	0.15	0.15	0.15

There were no exceedances of the vibration criteria during the reporting period.

Meteorological Conditions

Meteorological conditions for the reporting period are provided below. These have been sourced from the Bureau of Meteorology website.

Table 4. Meteorological Conditions										
Date	9am Temp (°C)	9am relative humidity (%)	9am cloud amount (oktas)	9am wind direction	9am wind speed (km/h)	3pm Temp (°C)	3pm relative humidity (%)	3pm cloud amount (oktas)	3pm wind direction	3pm wind speed (km/h)
22/03/2022	18.4	100		WNW	6	27.8	59		ESE	15
23/03/2022	22.6	87		SE	9	23.7	70		SE	20
24/03/2022	18.6	100			Calm	19.9	95		E	6
25/03/2022	19.1	100		WSW	2	22.1	75		SSE	15
26/03/2022	18.6	100			Calm	20.5	99		NNW	6
27/03/2022	17.9	100		WSW	2	22.2	87		S	6
28/03/2022	19.7	100			Calm	24.7	74		ESE	13

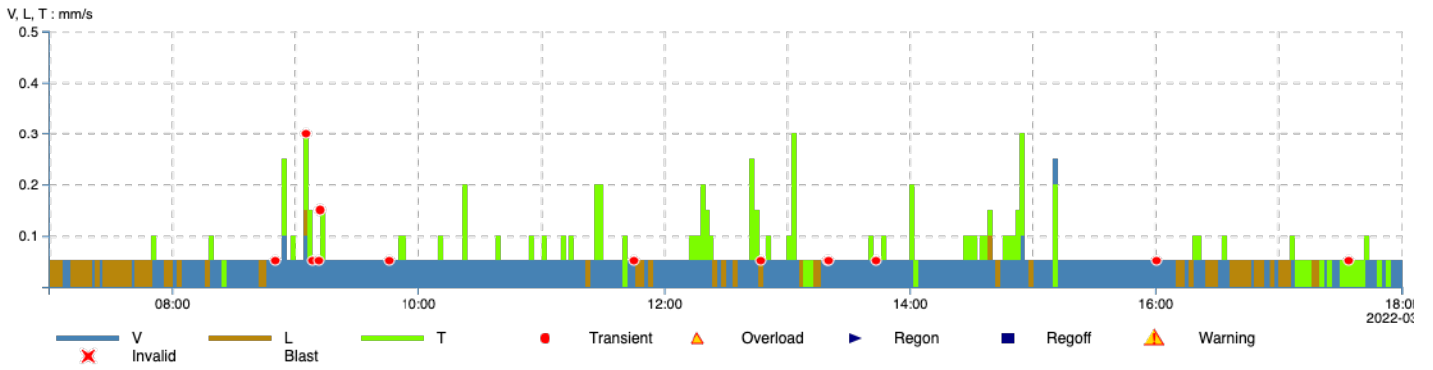
All recorded noise and vibration results from the project, as well as all raw data, will be stored for a minimum of 10 years on the Infra Net website.

Regards,



Consulting Engineer

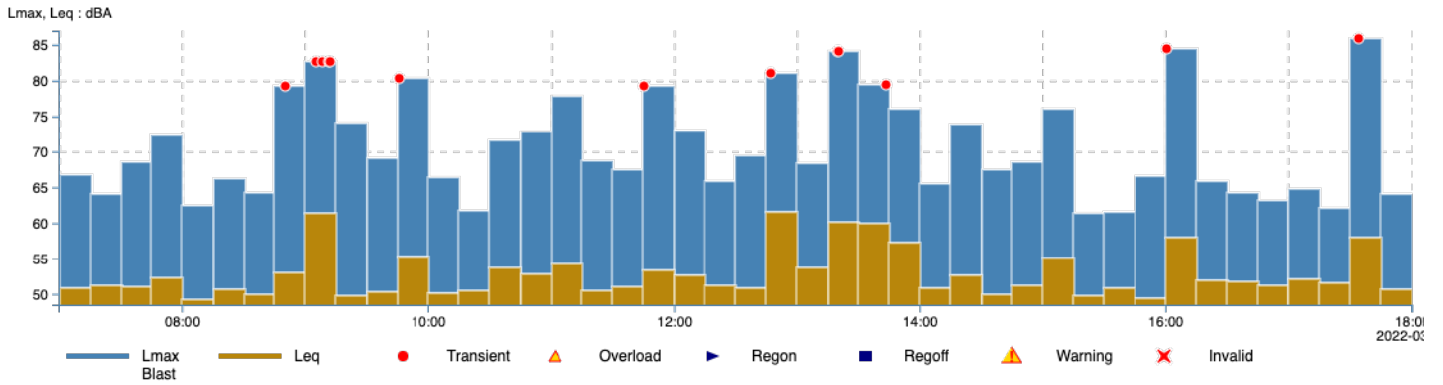
Project SM Westmead
Project maintainer ██████████
Customer Delta Group
Customer contact ██████████
Time frame 2022-03-22 07:00 - 2022-03-22 18:00 (Australia/Sydney)
Measure point MP_3
Location Westmead Public School
Sensor type V12
Serial no. 25750
Master(s) serial no. 2668
Latest calibration 2020-10-26
Standard AS 2187.2-2006
 250 mm/s 2-250Hz
Unit mm/s
Quantity Velocity
Interval time 2 min
Max V: 0.25 mm/s, L: 0.25 mm/s, T: 0.30 mm/s



X-span 2022-03-22 07:00:00 - 2022-03-22 18:00:00
Y-span V, L, T : mm/s: 0.0 - 0.50

	V	L	T
Max	0.25 mm/s	0.25 mm/s	0.30 mm/s
Date	2022-03-22	2022-03-22	2022-03-22
Time	15:12:00	15:12:00	09:06:00

Project SM Westmead
Project maintainer ██████████
Customer Delta Group
Customer contact ██████████
Time frame 2022-03-22 07:00 - 2022-03-22 18:00 (Australia/Sydney)
Measure point MP_4
Location Westmead Public School
Sensor type S50
Serial no. 10087
Master(s) serial no. 2668
Latest calibration 2019-07-03
Standard Lmax + Leq
 55-130 dBA Fast
Unit dBA
Quantity Sound Pres.Level, Eqv.Sound Pres.L
Interval time 15 min
dB Corr -6 dB
Max Lmax: 85.80 dBA, Leq: 61.60 dBA

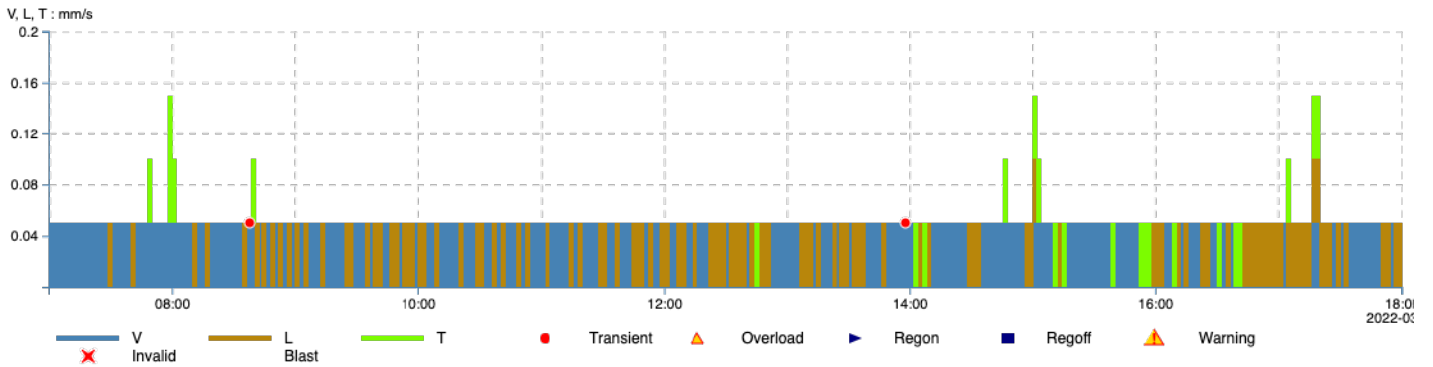


X-span 2022-03-22 07:00:00 - 2022-03-22 18:00:00

Y-span Lmax, Leq : dBA: 48.58 - 87.025

	Lmax	Leq
Max	85.80 dBA	61.60 dBA
Date	2022-03-22	2022-03-22
Time	17:45:00	13:00:00

Project SM Westmead
Project maintainer ██████████
Customer Delta Group
Customer contact ██████████
Time frame 2022-03-22 07:00 - 2022-03-22 18:00 (Australia/Sydney)
Measure point MP_5
Location 26 Bailey St
Sensor type V12
Serial no. 25910
Master(s) serial no. 2477
Latest calibration 2020-10-23
Standard AS 2187.2-2006
 250 mm/s 2-250Hz
Unit mm/s
Quantity Velocity
Interval time 2 min
Max V: 0.050 mm/s, L: 0.10 mm/s, T: 0.15 mm/s

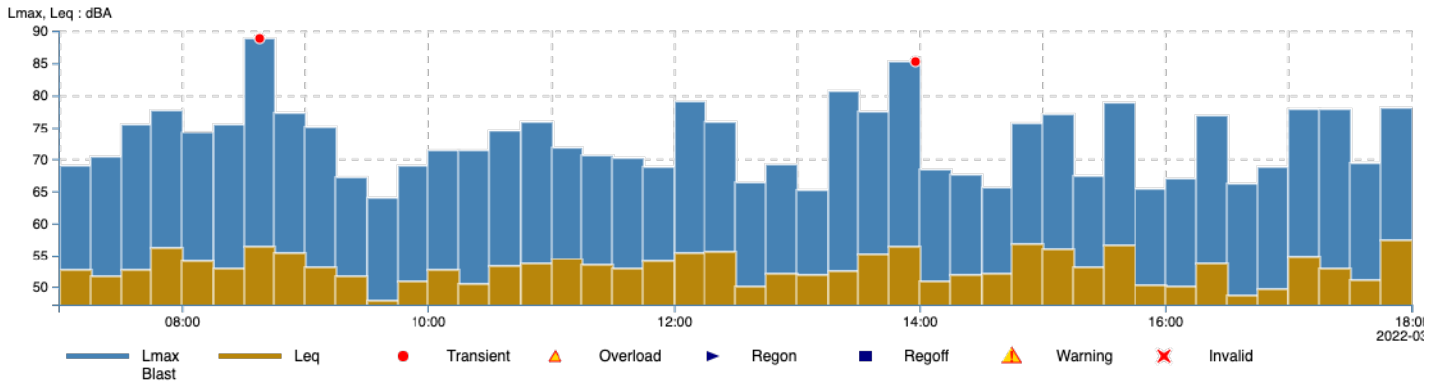


X-span 2022-03-22 07:00:00 - 2022-03-22 18:00:00

Y-span V, L, T : mm/s: 0.0 - 0.20

	V	L	T
Max	0.050 mm/s	0.10 mm/s	0.15 mm/s
Date	2022-03-22	2022-03-22	2022-03-22
Time	07:02:00	15:02:00	08:00:00

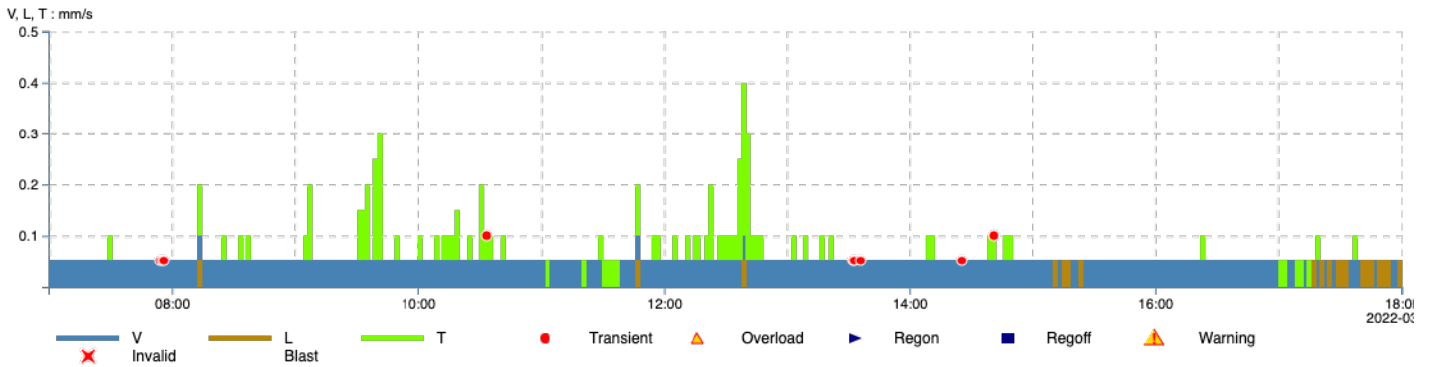
Project SM Westmead
Project maintainer ██████████
Customer Delta Group
Customer contact ██████████
Time frame 2022-03-22 07:00 - 2022-03-22 18:00 (Australia/Sydney)
Measure point MP_6
Location 26 Bailey St
Sensor type S50
Serial no. 10923
Master(s) serial no. 2477
Latest calibration 2017-08-02
Standard Lmax + Leq
 55-130 dBA Fast
Unit dBA
Quantity Sound Pres.Level, Eqv.Sound Pres.L
Interval time 15 min
dB Corr -6 dB
Max Lmax: 88.90 dBA, Leq: 57.30 dBA



X-span 2022-03-22 07:00:00 - 2022-03-22 18:00:00
Y-span Lmax, Leq : dBA: 47.32 - 90.15

	Lmax	Leq
Max	88.90 dBA	57.30 dBA
Date	2022-03-22	2022-03-22
Time	08:45:00	18:00:00

Project SM Westmead
Project maintainer ██████████
Customer Delta Group
Customer contact ██████████
Time frame 2022-03-23 07:00 - 2022-03-23 18:00 (Australia/Sydney)
Measure point MP_3
Location Westmead Public School
Sensor type V12
Serial no. 25750
Master(s) serial no. 2668
Latest calibration 2020-10-26
Standard AS 2187.2-2006
 250 mm/s 2-250Hz
Unit mm/s
Quantity Velocity
Interval time 2 min
Max V: 0.10 mm/s, L: 0.050 mm/s, T: 0.40 mm/s

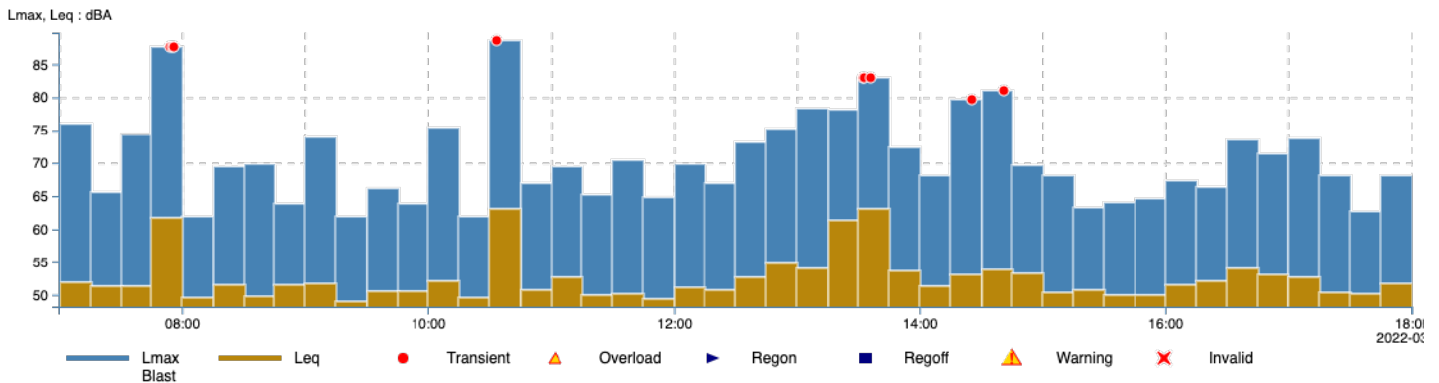


X-span 2022-03-23 07:00:00 - 2022-03-23 18:00:00

Y-span V, L, T : mm/s: 0.0 - 0.50

	V	L	T
Max	0.10 mm/s	0.050 mm/s	0.40 mm/s
Date	2022-03-23	2022-03-23	2022-03-23
Time	08:14:00	07:02:00	12:40:00

Project SM Westmead
Project maintainer ██████████
Customer Delta Group
Customer contact ██████████
Time frame 2022-03-23 07:00 - 2022-03-23 18:00 (Australia/Sydney)
Measure point MP_4
Location Westmead Public School
Sensor type S50
Serial no. 10087
Master(s) serial no. 2668
Latest calibration 2019-07-03
Standard Lmax + Leq
 55-130 dBA Fast
Unit dBA
Quantity Sound Pres.Level, Eqv.Sound Pres.L
Interval time 15 min
dB Corr -6 dB
Max Lmax: 88.50 dBA, Leq: 63.10 dBA

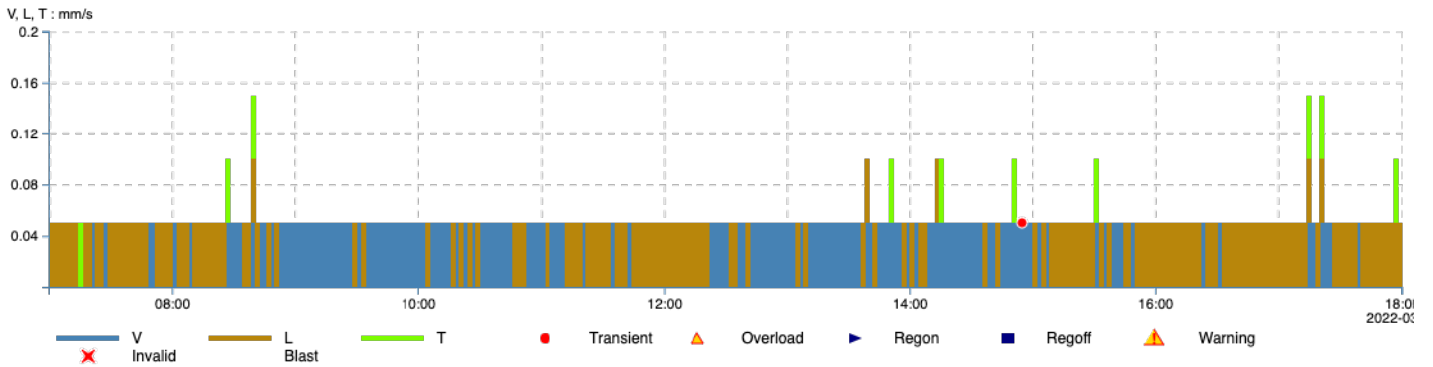


X-span 2022-03-23 07:00:00 - 2022-03-23 18:00:00

Y-span Lmax, Leq : dBA: 48.30 - 89.83

	Lmax	Leq
Max	88.50 dBA	63.10 dBA
Date	2022-03-23	2022-03-23
Time	10:45:00	13:45:00

Project SM Westmead
Project maintainer ██████████
Customer Delta Group
Customer contact ██████████
Time frame 2022-03-23 07:00 - 2022-03-23 18:00 (Australia/Sydney)
Measure point MP_5
Location 26 Bailey St
Sensor type V12
Serial no. 25910
Master(s) serial no. 2477
Latest calibration 2020-10-23
Standard AS 2187.2-2006
 250 mm/s 2-250Hz
Unit mm/s
Quantity Velocity
Interval time 2 min
Max V: 0.050 mm/s, L: 0.10 mm/s, T: 0.15 mm/s

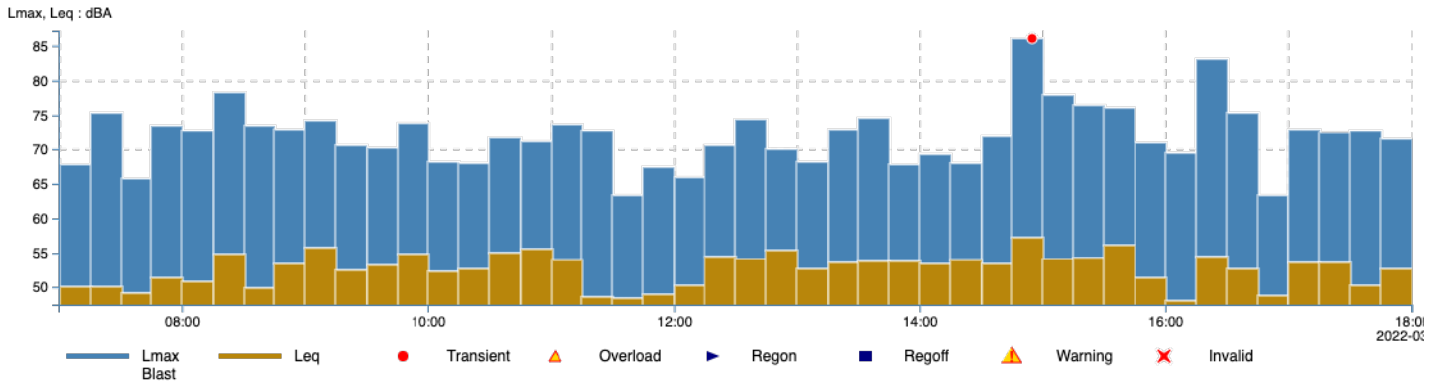


X-span 2022-03-23 07:00:00 - 2022-03-23 18:00:00

Y-span V, L, T : mm/s: 0.0 - 0.20

	V	L	T
Max	0.050 mm/s	0.10 mm/s	0.15 mm/s
Date	2022-03-23	2022-03-23	2022-03-23
Time	07:22:00	08:40:00	08:40:00

Project SM Westmead
Project maintainer ██████████
Customer Delta Group
Customer contact ██████████
Time frame 2022-03-23 07:00 - 2022-03-23 18:00 (Australia/Sydney)
Measure point MP_6
Location 26 Bailey St
Sensor type S50
Serial no. 10923
Master(s) serial no. 2477
Latest calibration 2017-08-02
Standard Lmax + Leq
 55-130 dBA Fast
Unit dBA
Quantity Sound Pres.Level, Eqv.Sound Pres.L
Interval time 15 min
dB Corr -6 dB
Max Lmax: 86.100 dBA, Leq: 57.20 dBA

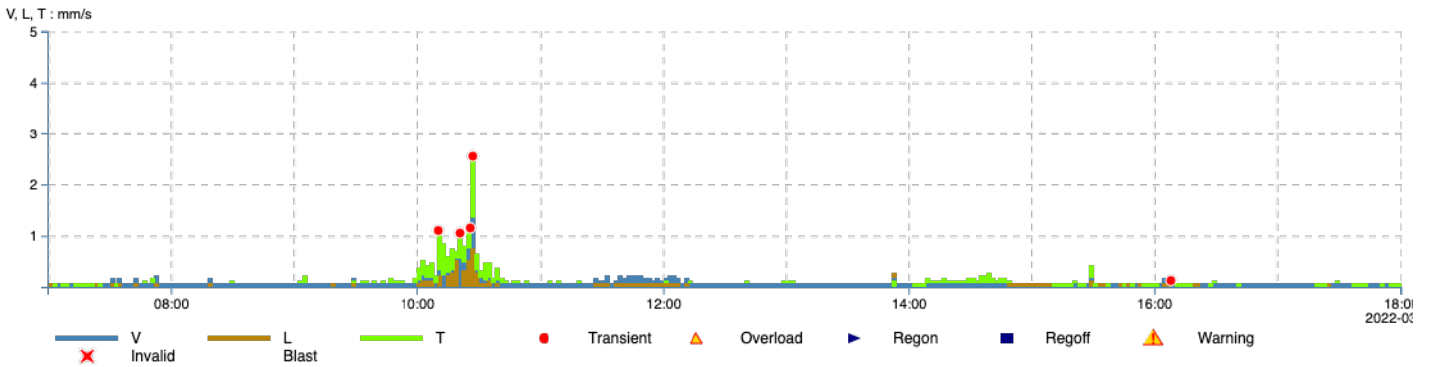


X-span 2022-03-23 07:00:00 - 2022-03-23 18:00:00

Y-span Lmax, Leq : dBA: 47.54 - 87.24

	Lmax	Leq
Max	86.100 dBA	57.20 dBA
Date	2022-03-23	2022-03-23
Time	15:00:00	15:00:00

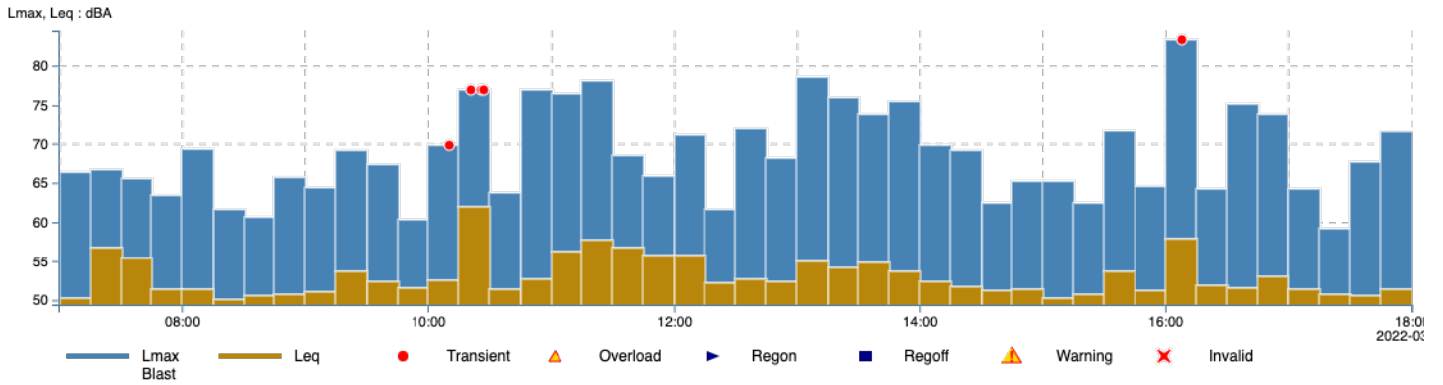
Project SM Westmead
Project maintainer ██████████
Customer Delta Group
Customer contact ██████████
Time frame 2022-03-24 07:00 - 2022-03-24 18:00 (Australia/Sydney)
Measure point MP_3
Location Westmead Public School
Sensor type V12
Serial no. 25750
Master(s) serial no. 2668
Latest calibration 2020-10-26
Standard AS 2187.2-2006
 250 mm/s 2-250Hz
Unit mm/s
Quantity Velocity
Interval time 2 min
Max V: 1.35 mm/s, L: 0.75 mm/s, T: 2.55 mm/s



X-span 2022-03-24 07:00:00 - 2022-03-24 18:00:00
Y-span V, L, T : mm/s: 0.0 - 5.0

	V	L	T
Max	1.35 mm/s	0.75 mm/s	2.55 mm/s
Date	2022-03-24	2022-03-24	2022-03-24
Time	10:28:00	10:28:00	10:28:00

Project SM Westmead
Project maintainer ██████████
Customer Delta Group
Customer contact ██████████
Time frame 2022-03-24 07:00 - 2022-03-24 18:00 (Australia/Sydney)
Measure point MP_4
Location Westmead Public School
Sensor type S50
Serial no. 10087
Master(s) serial no. 2668
Latest calibration 2019-07-03
Standard Lmax + Leq
 55-130 dBA Fast
Unit dBA
Quantity Sound Pres.Level, Eqv.Sound Pres.L
Interval time 15 min
dB Corr -6 dB
Max Lmax: 83.30 dBA, Leq: 62.0 dBA

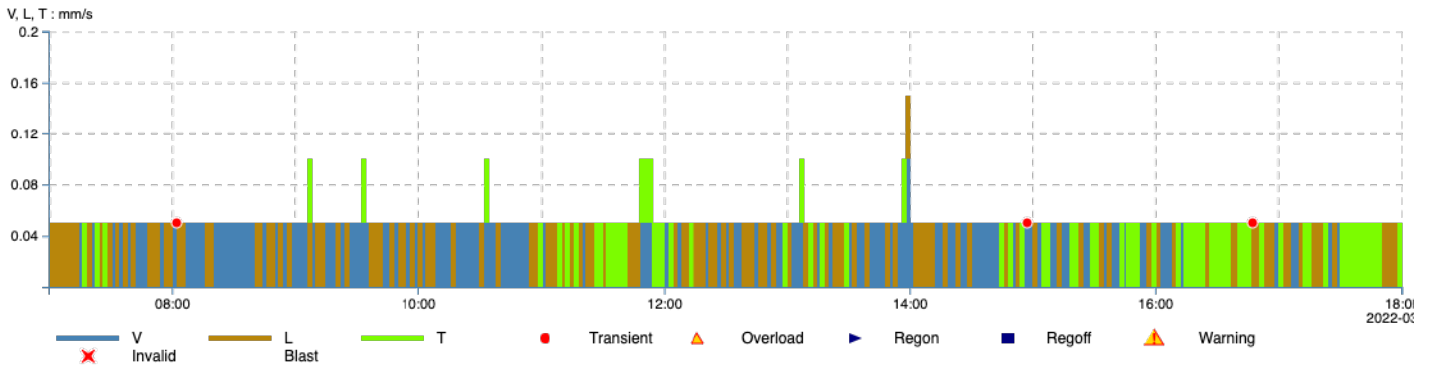


X-span 2022-03-24 07:00:00 - 2022-03-24 18:00:00

Y-span Lmax, Leq : dBA: 49.51 - 84.50

Max	Lmax	83.30 dBA	Leq	62.0 dBA
Date		2022-03-24		2022-03-24
Time		16:15:00		10:30:00

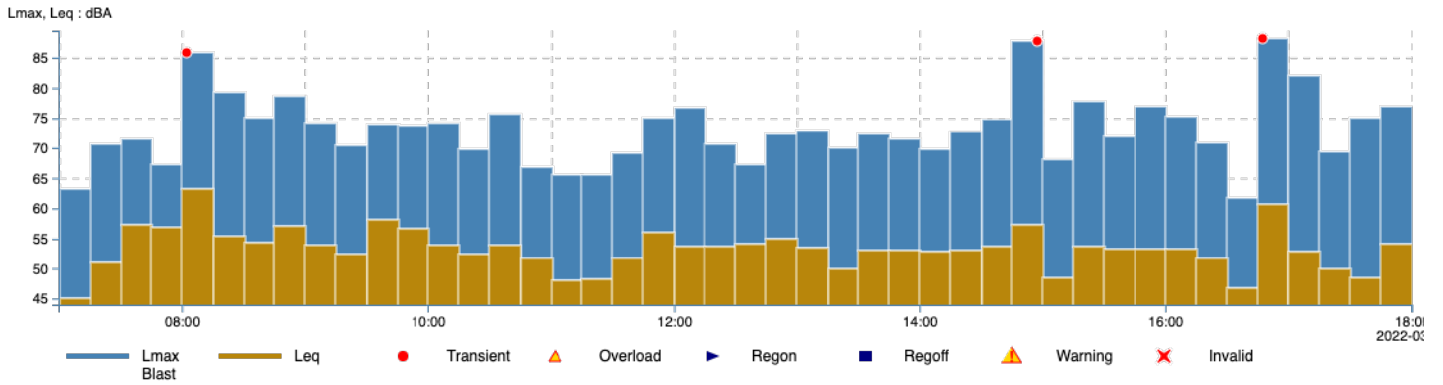
Project SM Westmead
Project maintainer ██████████
Customer Delta Group
Customer contact ██████████
Time frame 2022-03-24 07:00 - 2022-03-24 18:00 (Australia/Sydney)
Measure point MP_5
Location 26 Bailey St
Sensor type V12
Serial no. 25910
Master(s) serial no. 2477
Latest calibration 2020-10-23
Standard AS 2187.2-2006
 250 mm/s 2-250Hz
Unit mm/s
Quantity Velocity
Interval time 2 min
Max V: 0.10 mm/s, L: 0.15 mm/s, T: 0.15 mm/s



X-span 2022-03-24 07:00:00 - 2022-03-24 18:00:00
Y-span V, L, T : mm/s: 0.0 - 0.20

	V	L	T
Max	0.10 mm/s	0.15 mm/s	0.15 mm/s
Date	2022-03-24	2022-03-24	2022-03-24
Time	14:00:00	14:00:00	14:00:00

Project SM Westmead
Project maintainer ██████████
Customer Delta Group
Customer contact ██████████
Time frame 2022-03-24 07:00 - 2022-03-24 18:00 (Australia/Sydney)
Measure point MP_6
Location 26 Bailey St
Sensor type S50
Serial no. 10923
Master(s) serial no. 2477
Latest calibration 2017-08-02
Standard Lmax + Leq
 55-130 dBA Fast
Unit dBA
Quantity Sound Pres.Level, Eqv.Sound Pres.L
Interval time 15 min
dB Corr -6 dB
Max Lmax: 88.20 dBA, Leq: 63.20 dBA

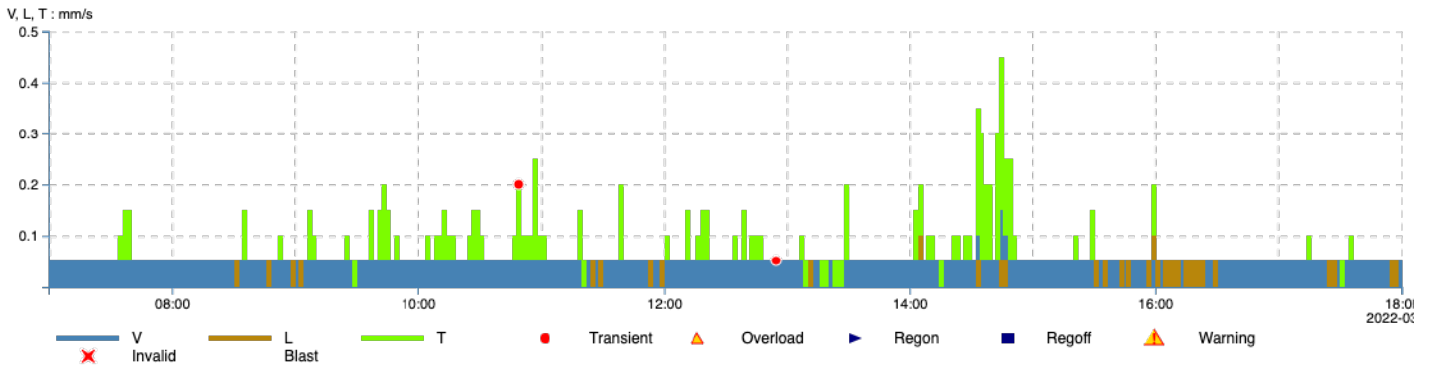


X-span 2022-03-24 07:00:00 - 2022-03-24 18:00:00

Y-span Lmax, Leq : dBA: 44.090 - 89.53

	Lmax	Leq
Max	88.20 dBA	63.20 dBA
Date	2022-03-24	2022-03-24
Time	17:00:00	08:15:00

Project SM Westmead
Project maintainer ██████████
Customer Delta Group
Customer contact ██████████
Time frame 2022-03-25 07:00 - 2022-03-25 18:00 (Australia/Sydney)
Measure point MP_3
Location Westmead Public School
Sensor type V12
Serial no. 25750
Master(s) serial no. 2668
Latest calibration 2020-10-26
Standard AS 2187.2-2006
 250 mm/s 2-250Hz
Unit mm/s
Quantity Velocity
Interval time 2 min
Max V: 0.15 mm/s, L: 0.10 mm/s, T: 0.45 mm/s

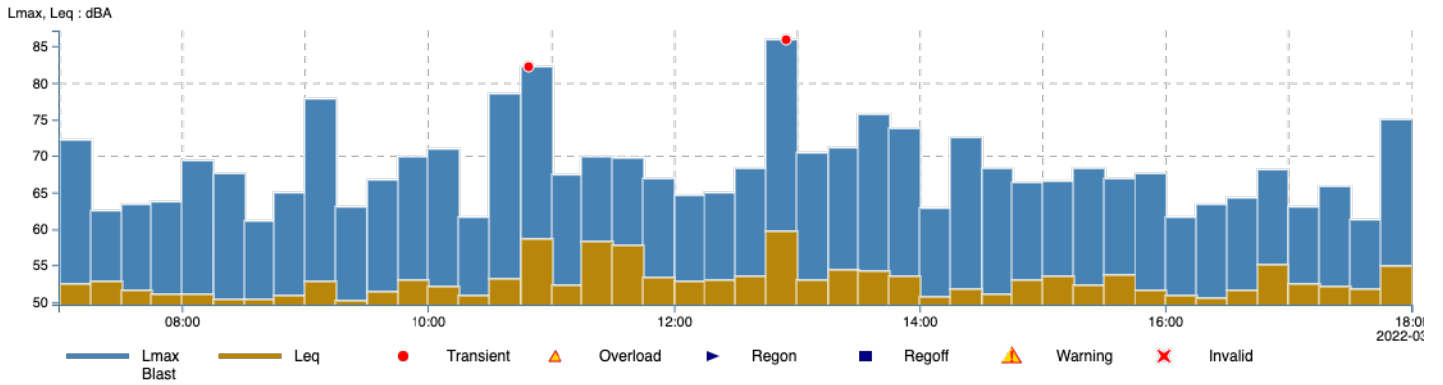


X-span 2022-03-25 07:00:00 - 2022-03-25 18:00:00

Y-span V, L, T : mm/s: 0.0 - 0.50

	V	L	T
Max	0.15 mm/s	0.10 mm/s	0.45 mm/s
Date	2022-03-25	2022-03-25	2022-03-25
Time	14:46:00	14:06:00	14:46:00

Project SM Westmead
Project maintainer ██████████
Customer Delta Group
Customer contact ██████████
Time frame 2022-03-25 07:00 - 2022-03-25 18:00 (Australia/Sydney)
Measure point MP_4
Location Westmead Public School
Sensor type S50
Serial no. 10087
Master(s) serial no. 2668
Latest calibration 2019-07-03
Standard Lmax + Leq
 55-130 dBA Fast
Unit dBA
Quantity Sound Pres.Level, Eqv.Sound Pres.L
Interval time 15 min
dB Corr -6 dB
Max Lmax: 85.90 dBA, Leq: 59.80 dBA

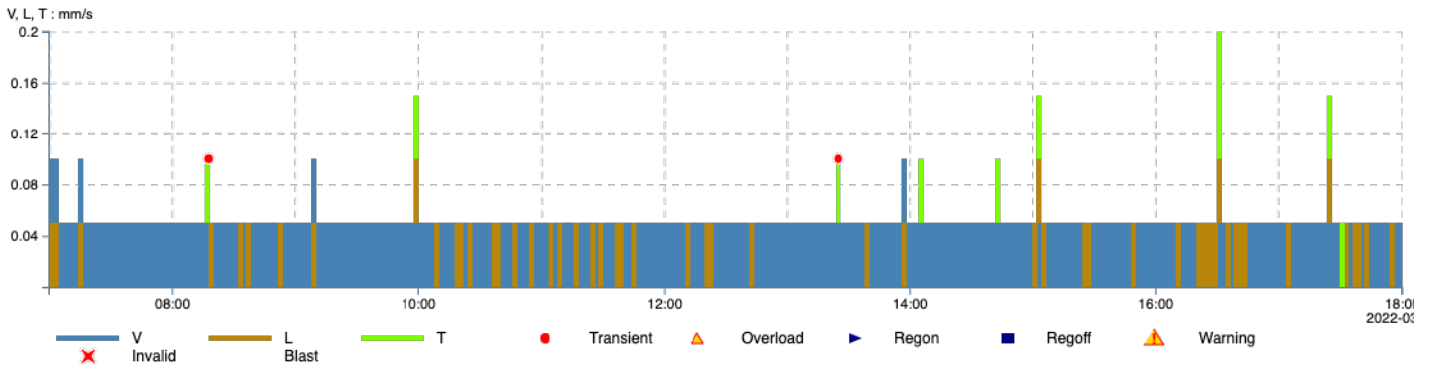


X-span 2022-03-25 07:00:00 - 2022-03-25 18:00:00

Y-span Lmax, Leq : dBA: 49.72 - 87.14

	Lmax	Leq
Max	85.90 dBA	59.80 dBA
Date	2022-03-25	2022-03-25
Time	13:00:00	13:00:00

Project SM Westmead
Project maintainer ██████████
Customer Delta Group
Customer contact ██████████
Time frame 2022-03-25 07:00 - 2022-03-25 18:00 (Australia/Sydney)
Measure point MP_5
Location 26 Bailey St
Sensor type V12
Serial no. 25910
Master(s) serial no. 2477
Latest calibration 2020-10-23
Standard AS 2187.2-2006
 250 mm/s 2-250Hz
Unit mm/s
Quantity Velocity
Interval time 2 min
Max V: 0.10 mm/s, L: 0.10 mm/s, T: 0.20 mm/s

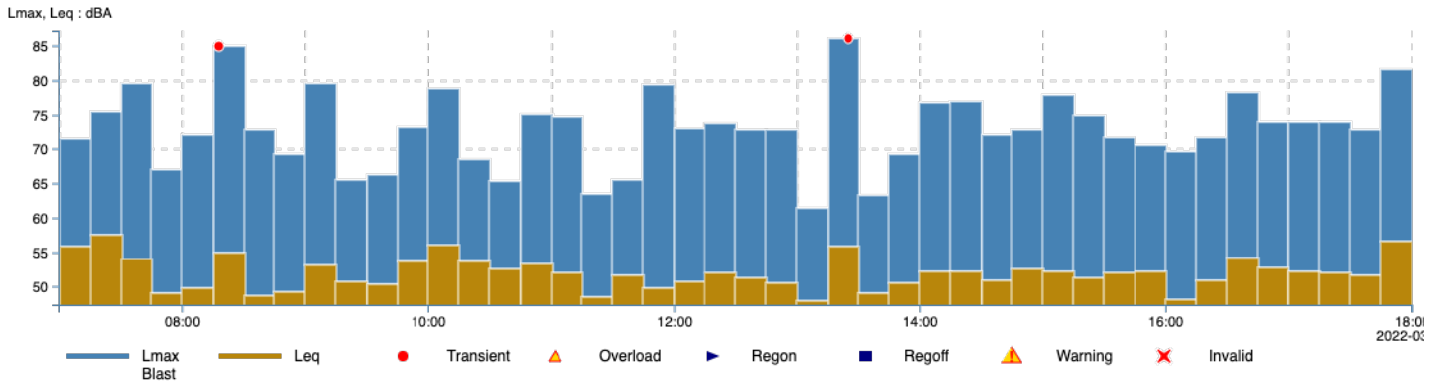


X-span 2022-03-25 07:00:00 - 2022-03-25 18:00:00

Y-span V, L, T : mm/s: 0.0 - 0.20

	V	L	T
Max	0.10 mm/s	0.10 mm/s	0.20 mm/s
Date	2022-03-25	2022-03-25	2022-03-25
Time	07:02:00	10:00:00	16:32:00

Project SM Westmead
Project maintainer ██████████
Customer Delta Group
Customer contact ██████████
Time frame 2022-03-25 07:00 - 2022-03-25 18:00 (Australia/Sydney)
Measure point MP_6
Location 26 Bailey St
Sensor type S50
Serial no. 10923
Master(s) serial no. 2477
Latest calibration 2017-08-02
Standard Lmax + Leq
 55-130 dBA Fast
Unit dBA
Quantity Sound Pres.Level, Eqv.Sound Pres.L
Interval time 15 min
dB Corr -6 dB
Max Lmax: 86.0 dBA, Leq: 57.60 dBA

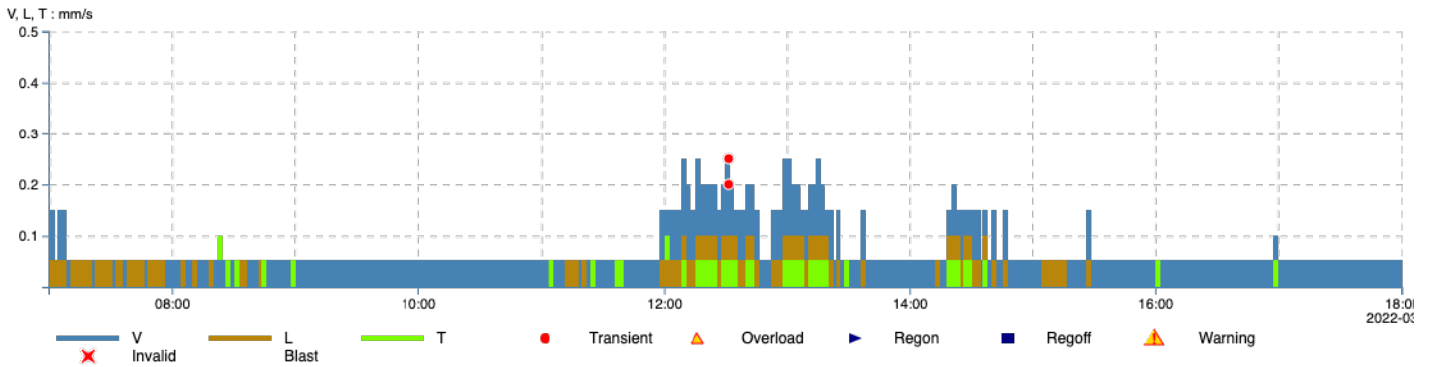


X-span 2022-03-25 07:00:00 - 2022-03-25 18:00:00

Y-span Lmax, Leq : dBA: 47.41 - 87.23

	Lmax	Leq
Max	86.0 dBA	57.60 dBA
Date	2022-03-25	2022-03-25
Time	13:30:00	07:30:00

Project SM Westmead
Project maintainer ██████████
Customer Delta Group
Customer contact ██████████
Time frame 2022-03-26 07:00 - 2022-03-26 18:00 (Australia/Sydney)
Measure point MP_3
Location Westmead Public School
Sensor type V12
Serial no. 25750
Master(s) serial no. 2668
Latest calibration 2020-10-26
Standard AS 2187.2-2006
 250 mm/s 2-250Hz
Unit mm/s
Quantity Velocity
Interval time 2 min
Max V: 0.25 mm/s, L: 0.10 mm/s, T: 0.10 mm/s

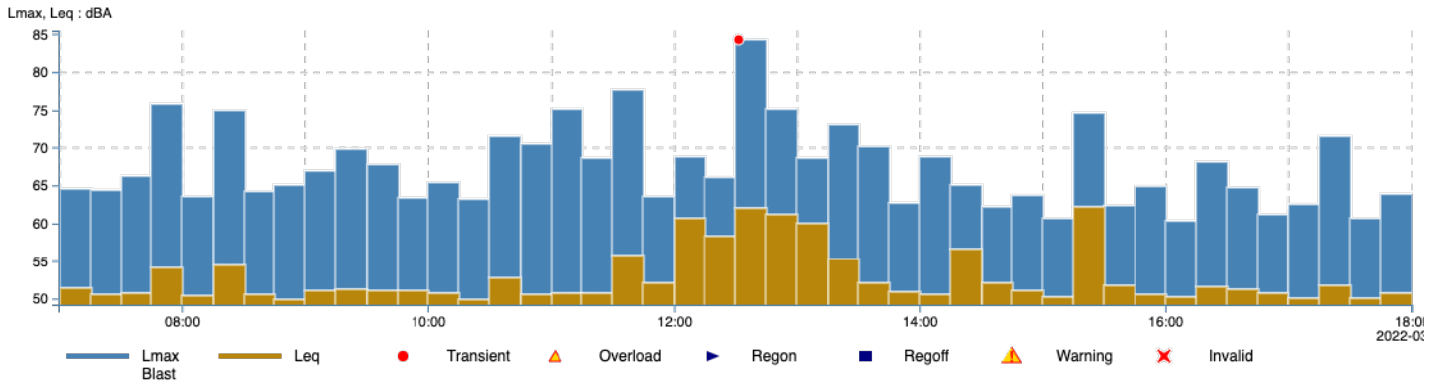


X-span 2022-03-26 07:00:00 - 2022-03-26 18:00:00

Y-span V, L, T : mm/s: 0.0 - 0.50

	V	L	T
Max	0.25 mm/s	0.10 mm/s	0.10 mm/s
Date	2022-03-26	2022-03-26	2022-03-26
Time	12:10:00	12:10:00	08:24:00

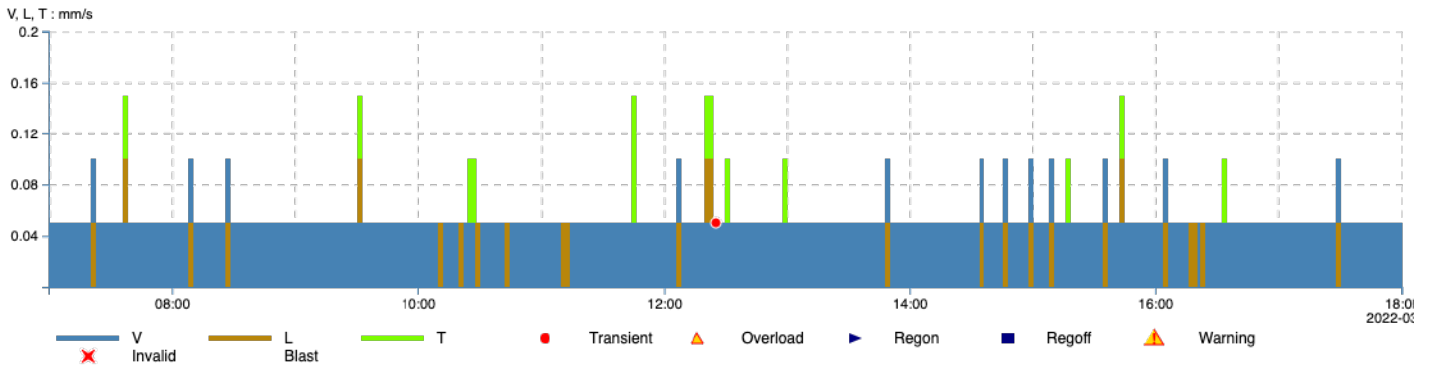
Project SM Westmead
Project maintainer ██████████
Customer Delta Group
Customer contact ██████████
Time frame 2022-03-26 07:00 - 2022-03-26 18:00 (Australia/Sydney)
Measure point MP_4
Location Westmead Public School
Sensor type S50
Serial no. 10087
Master(s) serial no. 2668
Latest calibration 2019-07-03
Standard Lmax + Leq
 55-130 dBA Fast
Unit dBA
Quantity Sound Pres.Level, Eqv.Sound Pres.L
Interval time 15 min
dB Corr -6 dB
Max Lmax: 84.30 dBA, Leq: 62.10 dBA



X-span 2022-03-26 07:00:00 - 2022-03-26 18:00:00
Y-span Lmax, Leq : dBA: 49.29 - 85.50

Max	Lmax	84.30 dBA	Leq	62.10 dBA
Date		2022-03-26		2022-03-26
Time		12:45:00		15:30:00

Project SM Westmead
Project maintainer ██████████
Customer Delta Group
Customer contact ██████████
Time frame 2022-03-26 07:00 - 2022-03-26 18:00 (Australia/Sydney)
Measure point MP_5
Location 26 Bailey St
Sensor type V12
Serial no. 25910
Master(s) serial no. 2477
Latest calibration 2020-10-23
Standard AS 2187.2-2006
 250 mm/s 2-250Hz
Unit mm/s
Quantity Velocity
Interval time 2 min
Max V: 0.10 mm/s, L: 0.10 mm/s, T: 0.15 mm/s

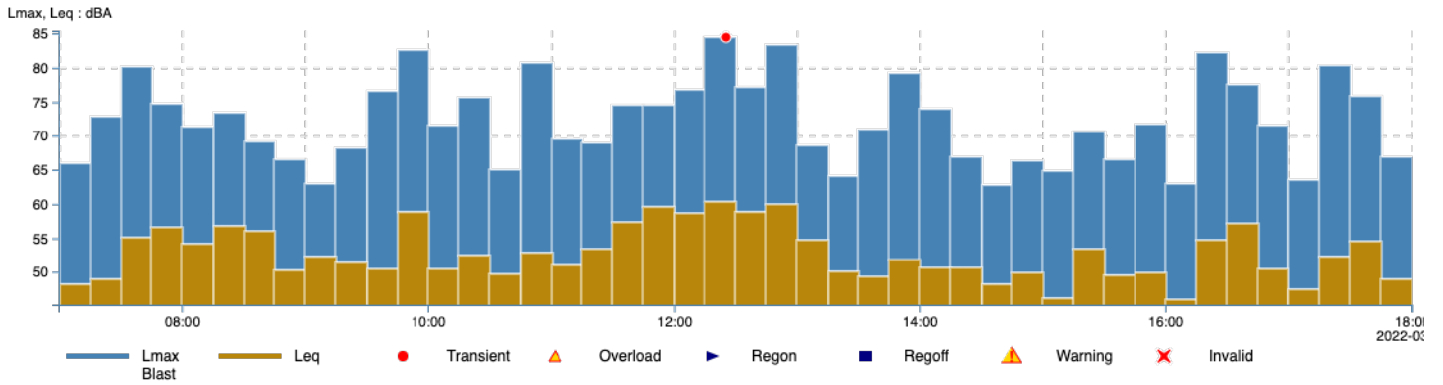


X-span 2022-03-26 07:00:00 - 2022-03-26 18:00:00

Y-span V, L, T : mm/s: 0.0 - 0.20

	V	L	T
Max	0.10 mm/s	0.10 mm/s	0.15 mm/s
Date	2022-03-26	2022-03-26	2022-03-26
Time	07:22:00	07:38:00	07:38:00

Project SM Westmead
Project maintainer ██████████
Customer Delta Group
Customer contact ██████████
Time frame 2022-03-26 07:00 - 2022-03-26 18:00 (Australia/Sydney)
Measure point MP_6
Location 26 Bailey St
Sensor type S50
Serial no. 10923
Master(s) serial no. 2477
Latest calibration 2017-08-02
Standard Lmax + Leq
 55-130 dBA Fast
Unit dBA
Quantity Sound Pres.Level, Eqv.Sound Pres.L
Interval time 15 min
dB Corr -6 dB
Max Lmax: 84.40 dBA, Leq: 60.40 dBA

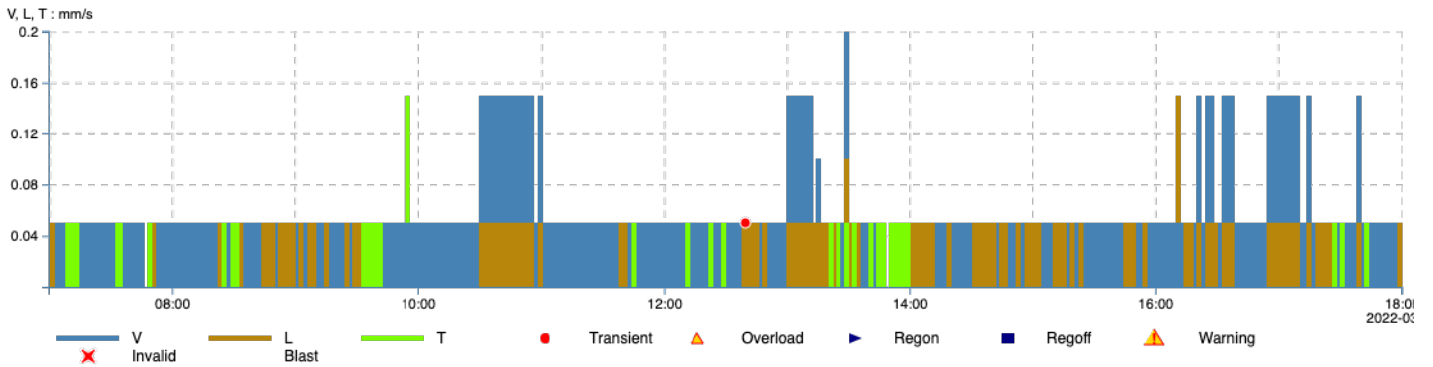


X-span 2022-03-26 07:00:00 - 2022-03-26 18:00:00

Y-span Lmax, Leq : dBA: 45.28 - 85.48

Max	Lmax	84.40 dBA	Leq	60.40 dBA
Date		2022-03-26		2022-03-26
Time		12:30:00		12:30:00

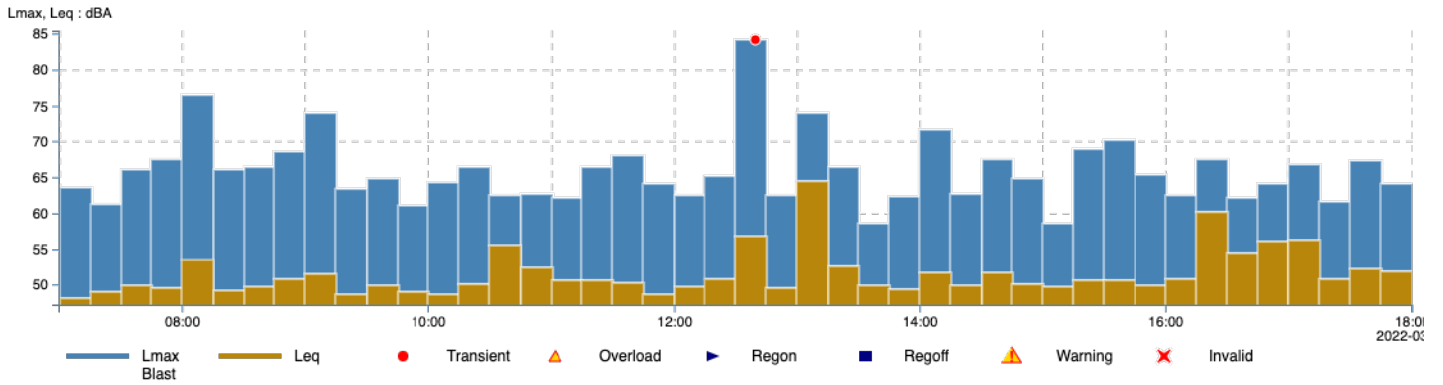
Project SM Westmead
Project maintainer ██████████
Customer Delta Group
Customer contact ██████████
Time frame 2022-03-27 07:00 - 2022-03-27 18:00 (Australia/Sydney)
Measure point MP_3
Location Westmead Public School
Sensor type V12
Serial no. 25750
Master(s) serial no. 2668
Latest calibration 2020-10-26
Standard AS 2187.2-2006
 250 mm/s 2-250Hz
Unit mm/s
Quantity Velocity
Interval time 2 min
Max V: 0.20 mm/s, L: 0.15 mm/s, T: 0.15 mm/s



X-span 2022-03-27 07:00:00 - 2022-03-27 18:00:00
Y-span V, L, T : mm/s: 0.0 - 0.20

	V	L	T
Max	0.20 mm/s	0.15 mm/s	0.15 mm/s
Date	2022-03-27	2022-03-27	2022-03-27
Time	13:30:00	16:12:00	09:56:00

Project SM Westmead
Project maintainer ██████████
Customer Delta Group
Customer contact ██████████
Time frame 2022-03-27 07:00 - 2022-03-27 18:00 (Australia/Sydney)
Measure point MP_4
Location Westmead Public School
Sensor type S50
Serial no. 10087
Master(s) serial no. 2668
Latest calibration 2019-07-03
Standard Lmax + Leq
 55-130 dBA Fast
Unit dBA
Quantity Sound Pres.Level, Eqv.Sound Pres.L
Interval time 15 min
dB Corr -6 dB
Max Lmax: 84.20 dBA, Leq: 64.50 dBA

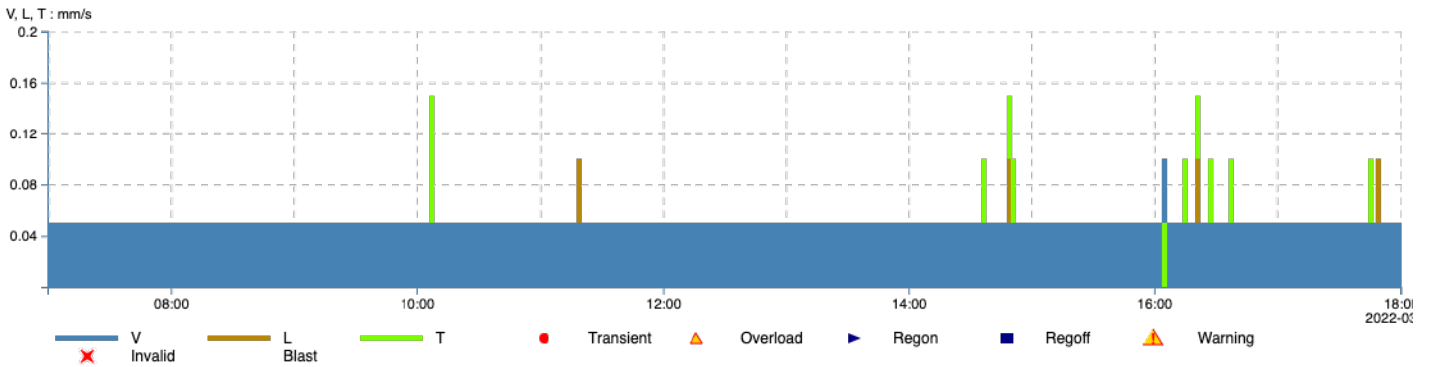


X-span 2022-03-27 07:00:00 - 2022-03-27 18:00:00

Y-span Lmax, Leq : dBA: 47.28 - 85.48

	Lmax	Leq
Max	84.20 dBA	64.50 dBA
Date	2022-03-27	2022-03-27
Time	12:45:00	13:15:00

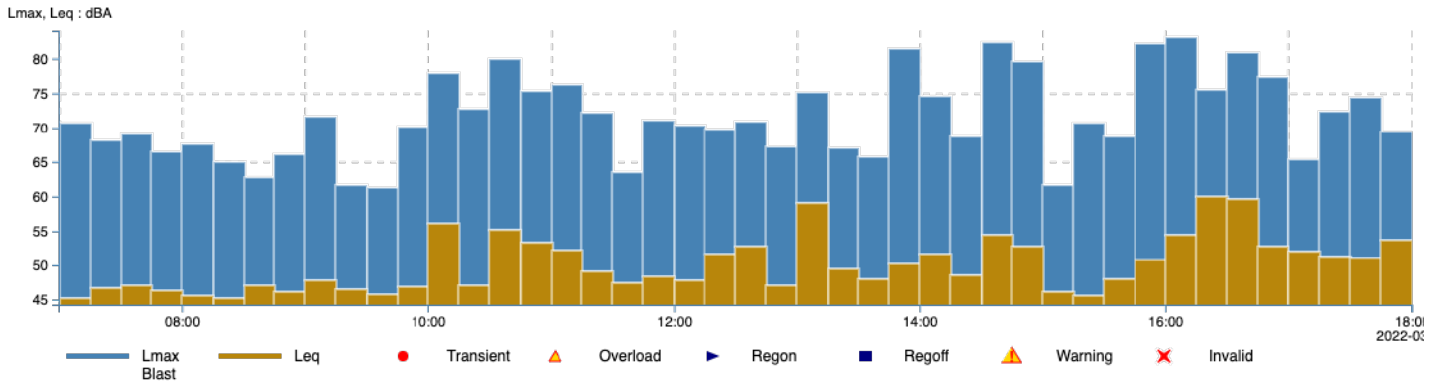
Project SM Westmead
Project maintainer ██████████
Customer Delta Group
Customer contact ██████████
Time frame 2022-03-27 07:00 - 2022-03-27 18:00 (Australia/Sydney)
Measure point MP_5
Location 26 Bailey St
Sensor type V12
Serial no. 25910
Master(s) serial no. 2477
Latest calibration 2020-10-23
Standard AS 2187.2-2006
 250 mm/s 2-250Hz
Unit mm/s
Quantity Velocity
Interval time 2 min
Max V: 0.10 mm/s, L: 0.10 mm/s, T: 0.15 mm/s



X-span 2022-03-27 07:00:00 - 2022-03-27 18:00:00
Y-span V, L, T : mm/s: 0.0 - 0.20

	V	L	T
Max	0.10 mm/s	0.10 mm/s	0.15 mm/s
Date	2022-03-27	2022-03-27	2022-03-27
Time	16:06:00	11:20:00	10:08:00

Project SM Westmead
Project maintainer ██████████
Customer Delta Group
Customer contact ██████████
Time frame 2022-03-27 07:00 - 2022-03-27 18:00 (Australia/Sydney)
Measure point MP_6
Location 26 Bailey St
Sensor type S50
Serial no. 10923
Master(s) serial no. 2477
Latest calibration 2017-08-02
Standard Lmax + Leq
 55-130 dBA Fast
Unit dBA
Quantity Sound Pres.Level, Eqv.Sound Pres.L
Interval time 15 min
dB Corr -6 dB
Max Lmax: 83.0 dBA, Leq: 60.0 dBA

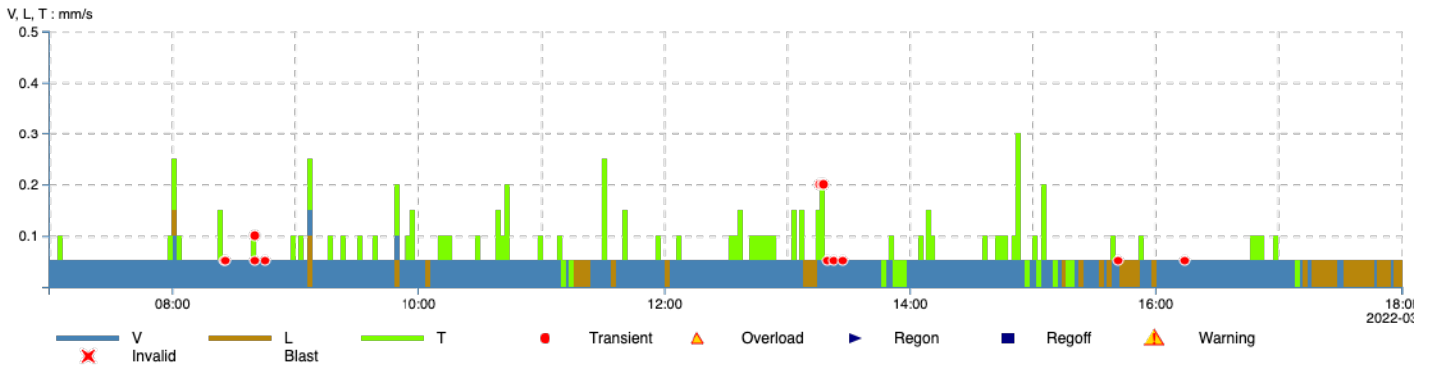


X-span 2022-03-27 07:00:00 - 2022-03-27 18:00:00

Y-span Lmax, Leq : dBA: 44.36 - 84.090

	Lmax	Leq
Max	83.0 dBA	60.0 dBA
Date	2022-03-27	2022-03-27
Time	16:15:00	16:30:00

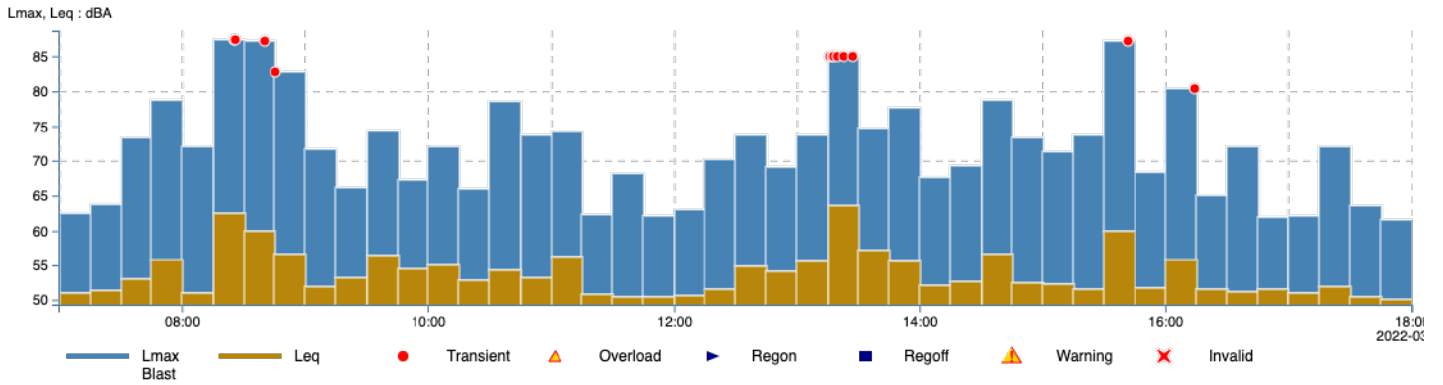
Project SM Westmead
Project maintainer ██████████
Customer Delta Group
Customer contact ██████████
Time frame 2022-03-28 07:00 - 2022-03-28 18:00 (Australia/Sydney)
Measure point MP_3
Location Westmead Public School
Sensor type V12
Serial no. 25750
Master(s) serial no. 2668
Latest calibration 2020-10-26
Standard AS 2187.2-2006
 250 mm/s 2-250Hz
Unit mm/s
Quantity Velocity
Interval time 2 min
Max V: 0.15 mm/s, L: 0.15 mm/s, T: 0.30 mm/s



X-span 2022-03-28 07:00:00 - 2022-03-28 18:00:00
Y-span V, L, T : mm/s: 0.0 - 0.50

	V	L	T
Max	0.15 mm/s	0.15 mm/s	0.30 mm/s
Date	2022-03-28	2022-03-28	2022-03-28
Time	09:08:00	08:02:00	14:54:00

Project SM Westmead
Project maintainer ██████████
Customer Delta Group
Customer contact ██████████
Time frame 2022-03-28 07:00 - 2022-03-28 18:00 (Australia/Sydney)
Measure point MP_4
Location Westmead Public School
Sensor type S50
Serial no. 10087
Master(s) serial no. 2668
Latest calibration 2019-07-03
Standard Lmax + Leq
 55-130 dBA Fast
Unit dBA
Quantity Sound Pres.Level, Eqv.Sound Pres.L
Interval time 15 min
dB Corr -6 dB
Max Lmax: 87.40 dBA, Leq: 63.60 dBA

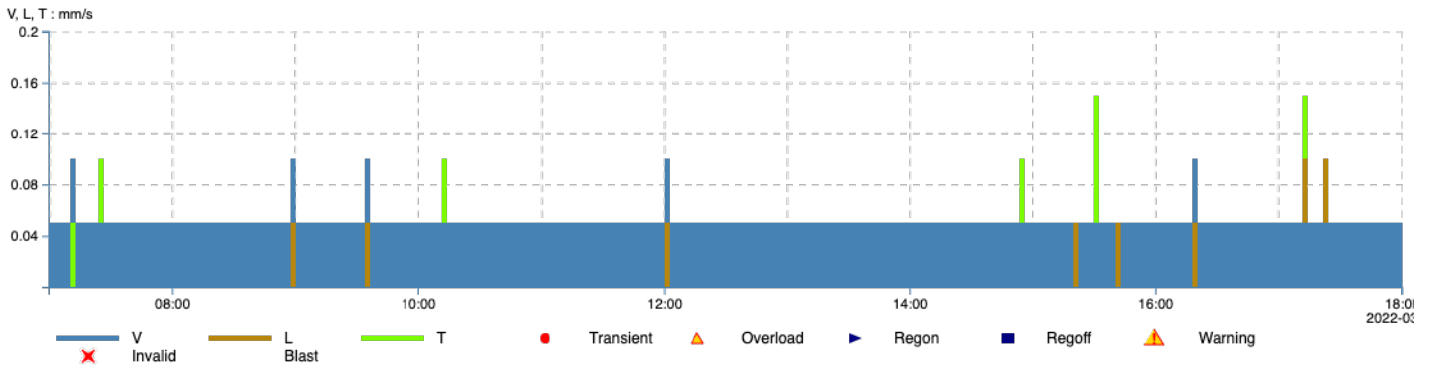


X-span 2022-03-28 07:00:00 - 2022-03-28 18:00:00

Y-span Lmax, Leq : dBA: 49.43 - 88.70

	Lmax	Leq
Max	87.40 dBA	63.60 dBA
Date	2022-03-28	2022-03-28
Time	08:30:00	13:30:00

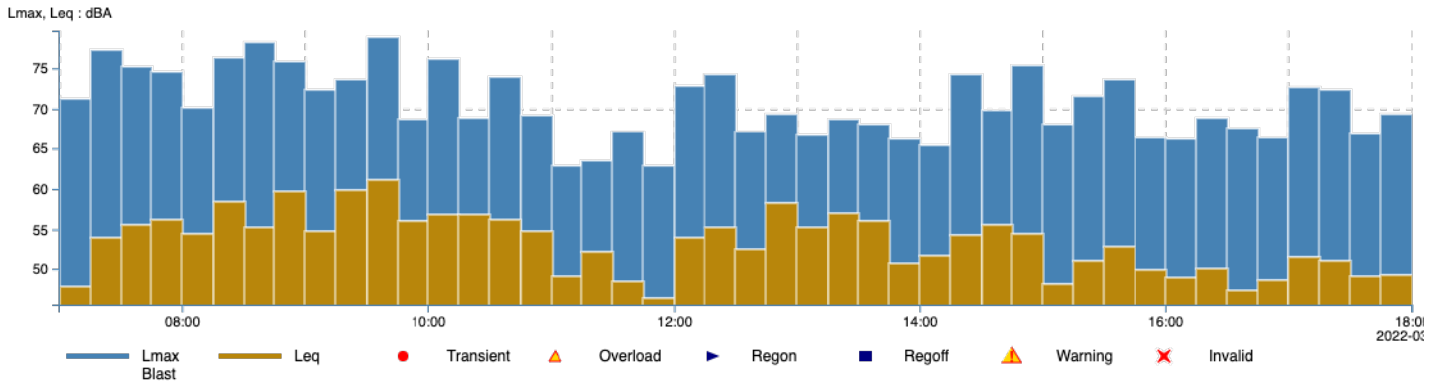
Project SM Westmead
Project maintainer ██████████
Customer Delta Group
Customer contact ██████████
Time frame 2022-03-28 07:00 - 2022-03-28 18:00 (Australia/Sydney)
Measure point MP_5
Location 26 Bailey St
Sensor type V12
Serial no. 25910
Master(s) serial no. 2477
Latest calibration 2020-10-23
Standard AS 2187.2-2006
 250 mm/s 2-250Hz
Unit mm/s
Quantity Velocity
Interval time 2 min
Max V: 0.10 mm/s, L: 0.10 mm/s, T: 0.15 mm/s



X-span 2022-03-28 07:00:00 - 2022-03-28 18:00:00
Y-span V, L, T : mm/s: 0.0 - 0.20

	V	L	T
Max	0.10 mm/s	0.10 mm/s	0.15 mm/s
Date	2022-03-28	2022-03-28	2022-03-28
Time	07:12:00	17:14:00	15:32:00

Project SM Westmead
Project maintainer ██████████
Customer Delta Group
Customer contact ██████████
Time frame 2022-03-28 07:00 - 2022-03-28 18:00 (Australia/Sydney)
Measure point MP_6
Location 26 Bailey St
Sensor type S50
Serial no. 10923
Master(s) serial no. 2477
Latest calibration 2017-08-02
Standard Lmax + Leq
 55-130 dBA Fast
Unit dBA
Quantity Sound Pres.Level, Eqv.Sound Pres.L
Interval time 15 min
dB Corr -6 dB
Max Lmax: 78.90 dBA, Leq: 61.10 dBA



X-span 2022-03-28 07:00:00 - 2022-03-28 18:00:00

Y-span Lmax, Leq : dBA: 45.66 - 79.71

	Lmax	Leq
Max	78.90 dBA	61.10 dBA
Date	2022-03-28	2022-03-28
Time	09:45:00	09:45:00

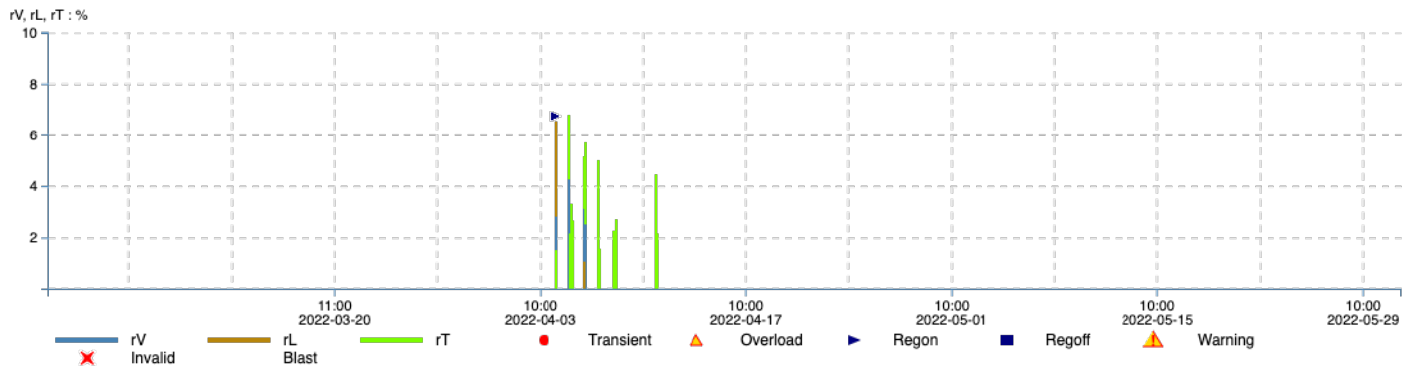
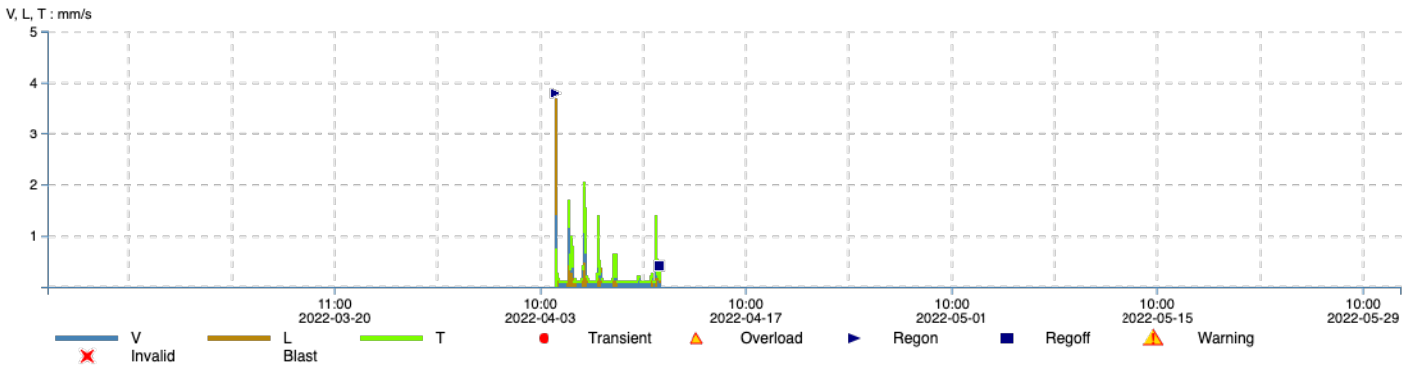
Appendix D - Parramatta Noise and Vibration Graphs

This page intentionally left blank

Project SM Parramatta
Project maintainer XXXXXXXXXX
Customer Delta Group
Customer contact XXXXXXXXXX
Time frame 2022-03-01 00:00 - 2022-05-31 23:59 (Australia/Sydney)

NB!
 Chart data is aggregated by 2 h

Measure point MP_1
Location 25 Smith St - UG Parking
Sensor type C22
Serial no. 102620
Master(s) serial no. 102620
Latest calibration 2021-09-21
Standard DIN4150-3 Anlage 250mm/s 1-315Hz
Unit mm/s, %
Quantity Velocity
Interval time 2 min
Frequency weighting Zeile 1
Max V: 1.40 mm/s, L: 3.70 mm/s, T: 2.050 mm/s, rV: 4.23 %, rL: 6.56 %, rT: 6.81 %



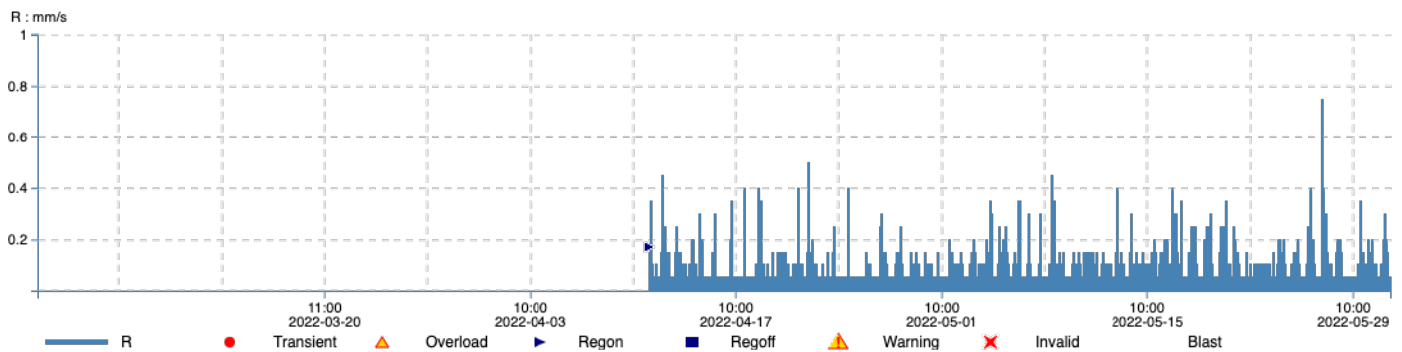
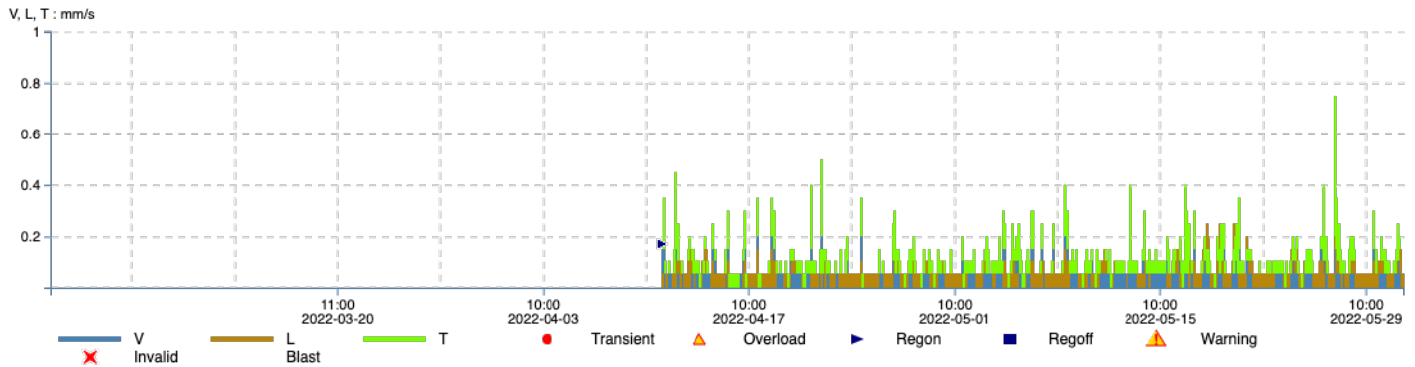
X-span 2022-03-01 00:00:00 - 2022-05-31 23:59:00
Y-span V, L, T : mm/s: 0.0 - 5.0, rV, rL, rT : %: 0.0 - 10.0

	V	L	T	rV	rL	rT
Max	1.40 mm/s	3.70 mm/s	2.050 mm/s	4.23 %	6.56 %	6.81 %
Date	2022-04-04	2022-04-04	2022-04-06	2022-04-05	2022-04-04	2022-04-05
Time	14:00:00	14:00:00	12:00:00	10:00:00	14:00:00	10:00:00

Project SM Parramatta
Project maintainer ██████████
Customer Delta Group
Customer contact ██████████
Time frame 2022-03-01 00:00 - 2022-05-31 23:59 (Australia/Sydney)

NB!
 Chart data is aggregated by 2 h

Measure point MP_1
Location 25 Smith St - UG Parking
Sensor type C22
Serial no. 102620
Master(s) serial no. 102620
Latest calibration 2021-09-21
Standard AS 2187.2-2006 250mm/s 2-250Hz
Unit mm/s
Quantity Velocity
Interval time 2 min
Max V: 0.20 mm/s, L: 0.25 mm/s, T: 0.75 mm/s, R: 0.75 mm/s



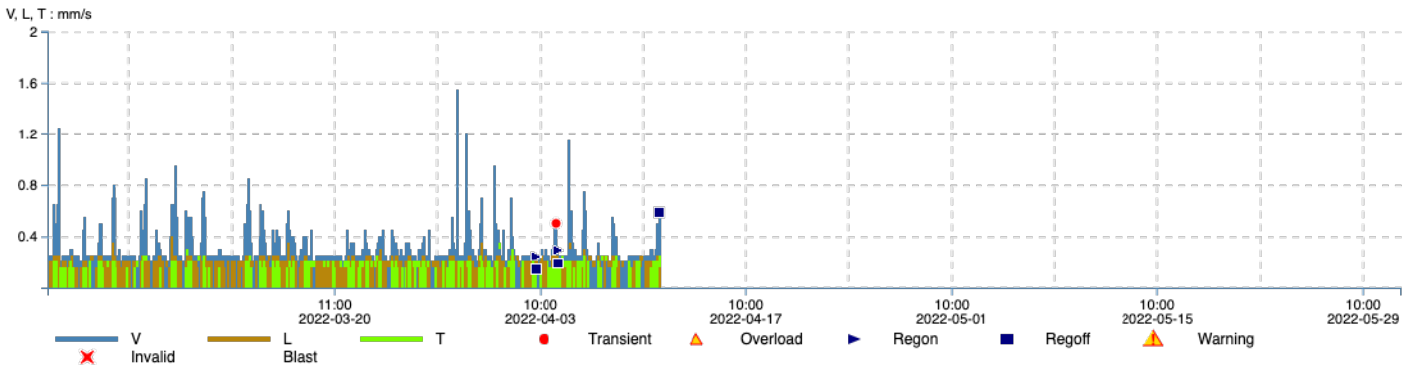
X-span 2022-03-01 00:00:00 - 2022-05-31 23:59:00
Y-span V, L, T : mm/s: 0.0 - 1.0, R : mm/s: 0.0 - 1.0

	V	L	T	R
Max	0.20 mm/s	0.25 mm/s	0.75 mm/s	0.75 mm/s
Date	2022-04-18	2022-05-18	2022-05-27	2022-05-27
Time	02:00:00	16:00:00	08:00:00	08:00:00

Project SM Parramatta
Project maintainer ██████████
Customer Delta Group
Customer contact ██████████
Time frame 2022-03-01 00:00 - 2022-05-31 23:59 (Australia/Sydney)

NB!
 Chart data is aggregated by 2 h

Measure point MP_2
Location 25 Smith St - Level 6
Sensor type V12
Serial no. 25110
Master(s) serial no. 2478
Latest calibration 2021-09-23
Standard DIN4150-3 + Freq
 250 mm/s 1-315Hz
Unit mm/s
Quantity Velocity
Interval time 2 min
Max V: 1.55 mm/s, L: 0.40 mm/s, T: 0.35 mm/s



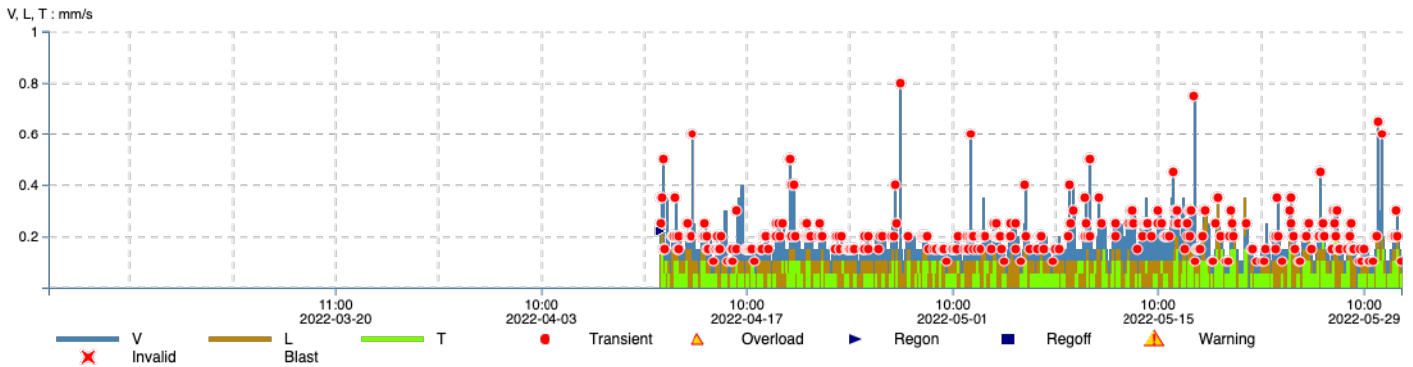
X-span 2022-03-01 00:00:00 - 2022-05-31 23:59:00
Y-span V, L, T : mm/s: 0.0 - 2.0

	V	L	T
Max	1.55 mm/s	0.40 mm/s	0.35 mm/s
Date	2022-03-28	2022-03-09	2022-03-17
Time	21:00:00	11:00:00	09:00:00

Project SM Parramatta
Project maintainer ██████████
Customer Delta Group
Customer contact ██████████
Time frame 2022-03-01 00:00 - 2022-05-31 23:59 (Australia/Sydney)

NB!
 Chart data is aggregated by 2 h

Measure point MP_2
Location 25 Smith St - Level 6
Sensor type V12
Serial no. 25110
Master(s) serial no. 2478
Latest calibration 2021-09-23
Standard AS 2187.2-2006
 250 mm/s 2-250Hz
Unit mm/s
Quantity Velocity
Interval time 2 min
Max V: 0.80 mm/s, L: 0.35 mm/s, T: 0.20 mm/s



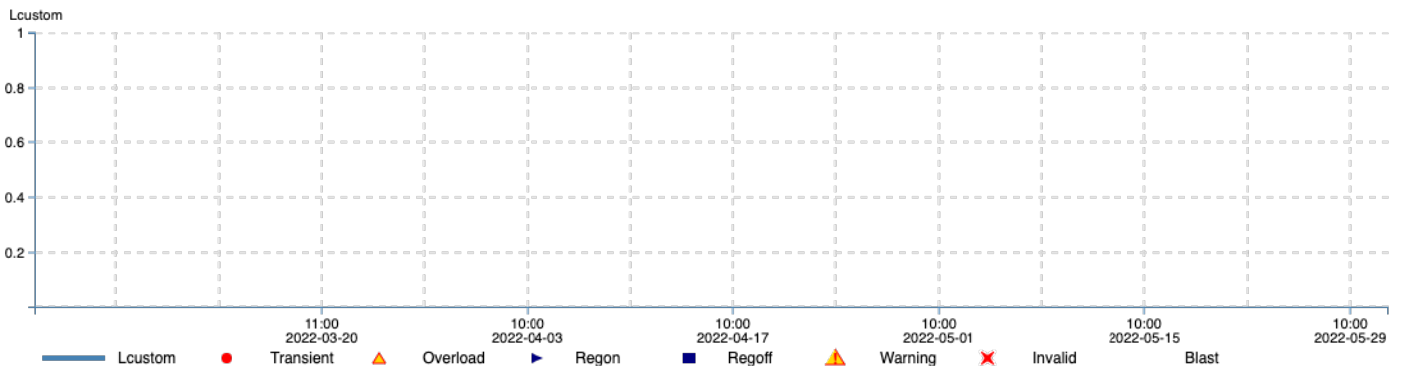
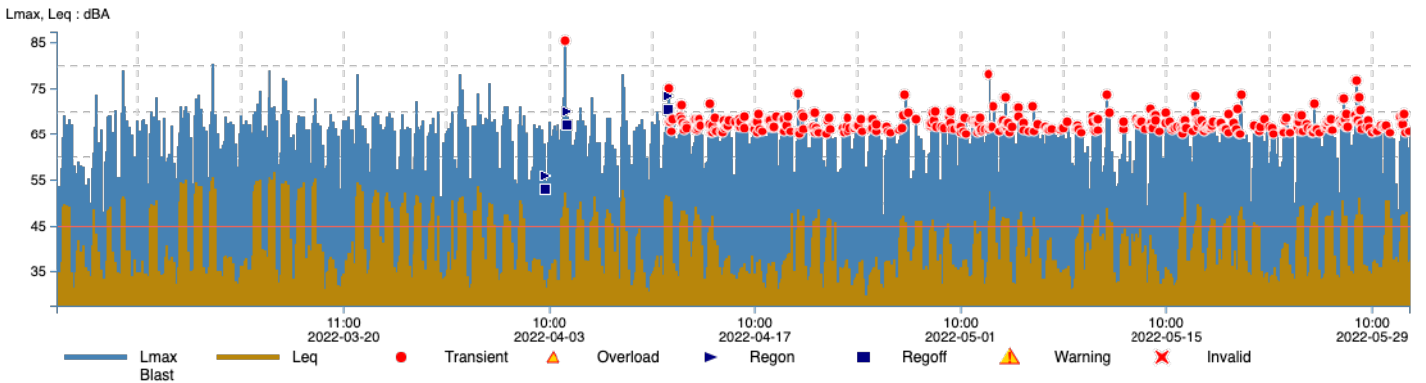
X-span 2022-03-01 00:00:00 - 2022-05-31 23:59:00
Y-span V, L, T : mm/s: 0.0 - 1.0

	V	L	T
Max	0.80 mm/s	0.35 mm/s	0.20 mm/s
Date	2022-04-27	2022-05-19	2022-05-24
Time	22:00:00	12:00:00	18:00:00

Project SM Parramatta
 Project maintainer [REDACTED]
 Customer Delta Group
 Customer contact [REDACTED]
 Time frame 2022-03-01 00:00 - 2022-05-31 23:59 (Australia/Sydney)

NB!
 Chart data is aggregated by 2 h

Measure point MP_3
 Location 25 Smith St - Level 6
 Sensor type S50
 Serial no. 10883
 Master(s) serial no. 2478
 Latest calibration 2021-09-21
 Standard Lmax + Leq
 30-105 dBA Fast
 Unit dBA
 Quantity Sound Pres.Level, Eqv.Sound Pres.L
 Interval time 15 min
 Max Lmax: 85.20 dBA, Leq: 56.70 dBA, Lcustom:



X-span 2022-03-01 00:00:00 - 2022-05-31 23:59:00
 Y-span Lmax, Leq : dBA: 27.61 - 87.40, Lcustom: 0.0 - 1.0

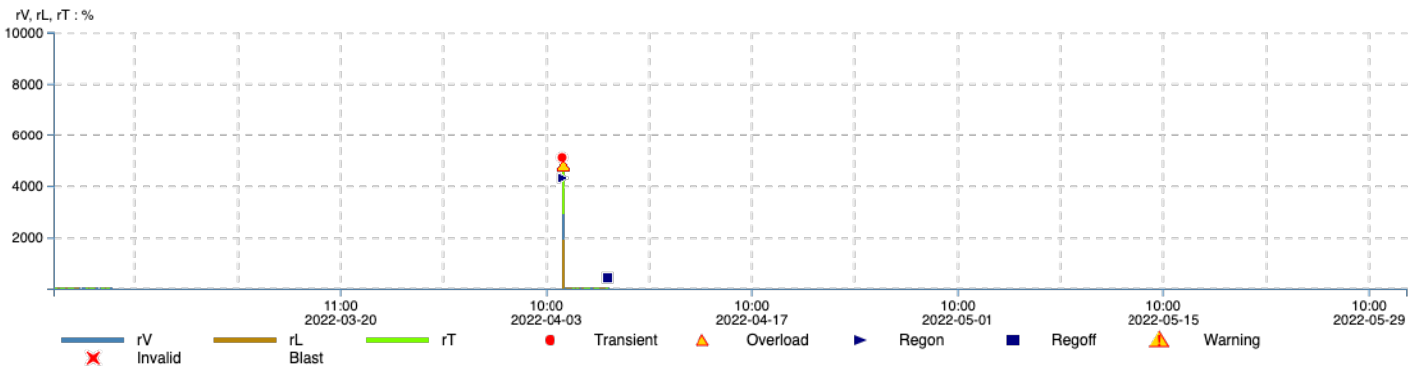
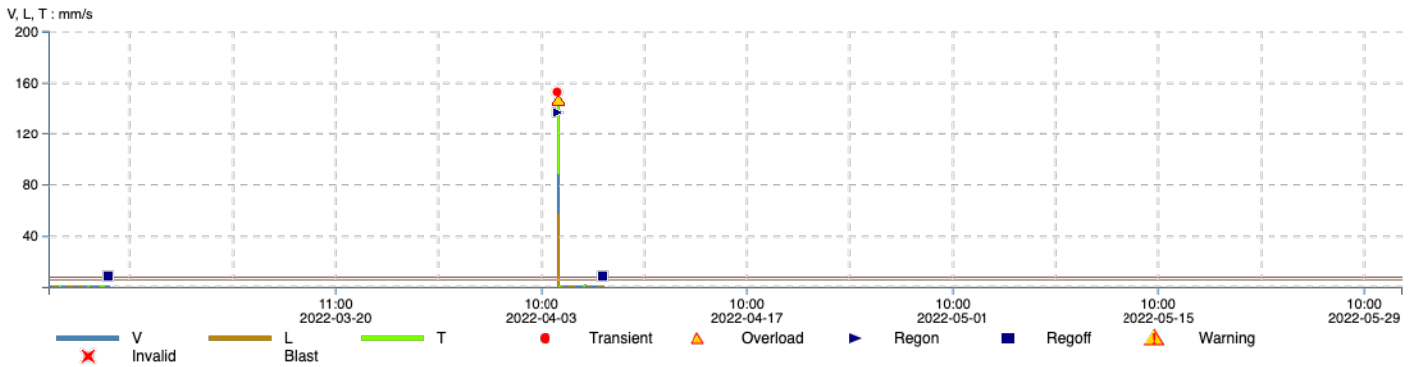
	Lmax	Leq	Lcustom
Max	85.20 dBA	56.70 dBA	-
Date	2022-04-04	2022-03-15	-
Time	14:00:00	17:00:00	-

Project SM Parramatta
Project maintainer ██████████
Customer Delta Group
Customer contact ██████████
Time frame 2022-03-01 00:00 - 2022-05-31 23:59 (Australia/Sydney)

NB!
 Chart data is aggregated by 2 h

Measure point MP_4
Location 62-64 Macquarie St - East (Kia Ora Bldg)
Sensor type C22
Serial no. 102365
Master(s) serial no. 102365
Latest calibration 2021-09-29
Standard DIN4150-3 Anlage 25mm/s 1-315Hz
Unit mm/s, %
Quantity Velocity
Interval time 2 min
Frequency weighting Zeile 3

Max V: 88.0 mm/s, L: 57.60 mm/s, T: 153.0 mm/s, rV: 2930.0 %, rL: 1920.0 %, rT: 5090.0 %



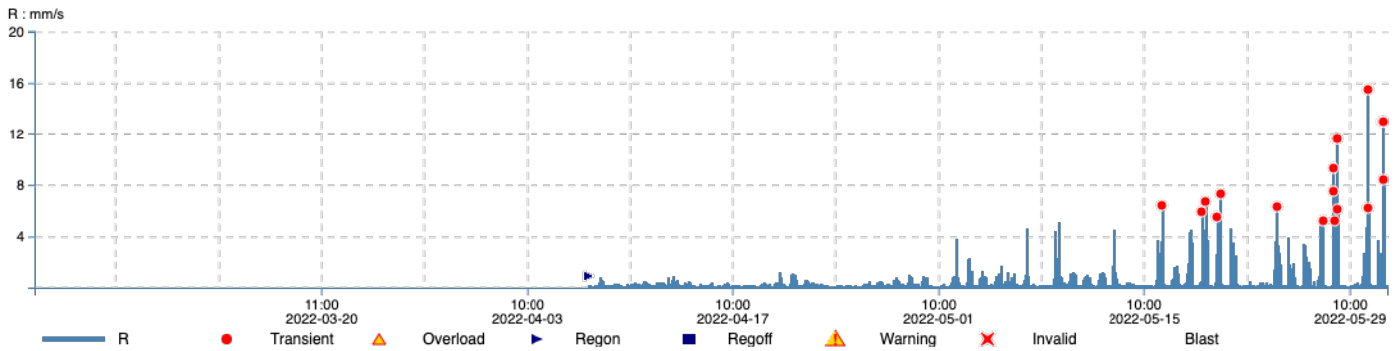
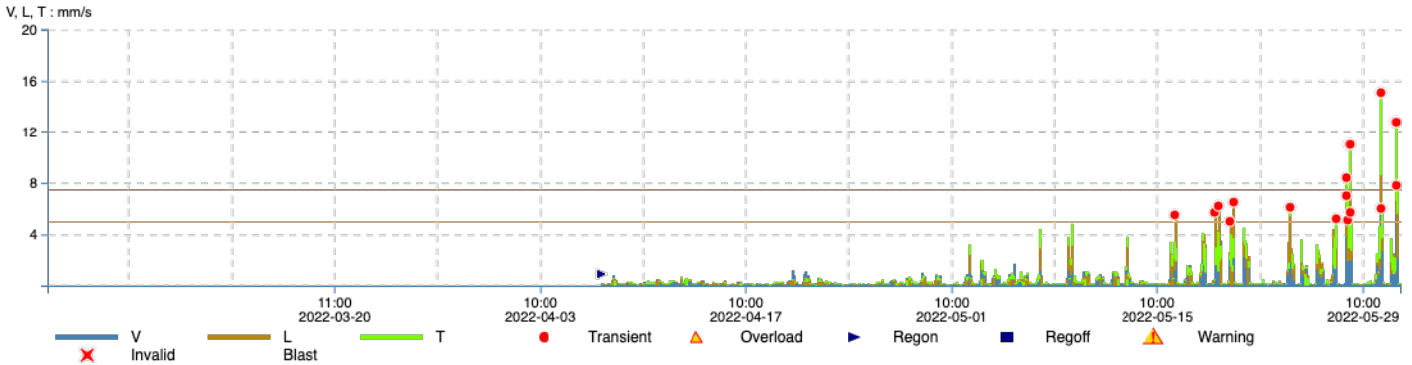
X-span 2022-03-01 00:00:00 - 2022-05-31 23:59:00
Y-span V, L, T : mm/s: 0.0 - 200.0, rV, rL, rT : %: 0.0 - 10000.0

	V	L	T	rV	rL	rT
Max	88.0 mm/s	57.60 mm/s	153.0 mm/s	2930.0 %	1920.0 %	5090.0 %
Date	2022-04-04	2022-04-04	2022-04-04	2022-04-04	2022-04-04	2022-04-04
Time	16:00:00	16:00:00	16:00:00	16:00:00	16:00:00	16:00:00

Project SM Parramatta
Project maintainer ██████████
Customer Delta Group
Customer contact ██████████
Time frame 2022-03-01 00:00 - 2022-05-31 23:59 (Australia/Sydney)

NB!
Chart data is aggregated by 2 h

Measure point MP_4
Location 62-64 Macquarie St - East (Kia Ora Bldg)
Sensor type C22
Serial no. 102365
Master(s) serial no. 102365
Latest calibration 2021-09-29
Standard AS 2187.2-2006 250mm/s 2-250Hz
Unit mm/s
Quantity Velocity
Interval time 2 min
Max V: 6.30 mm/s, L: 8.65 mm/s, T: 15.100 mm/s, R: 15.50 mm/s



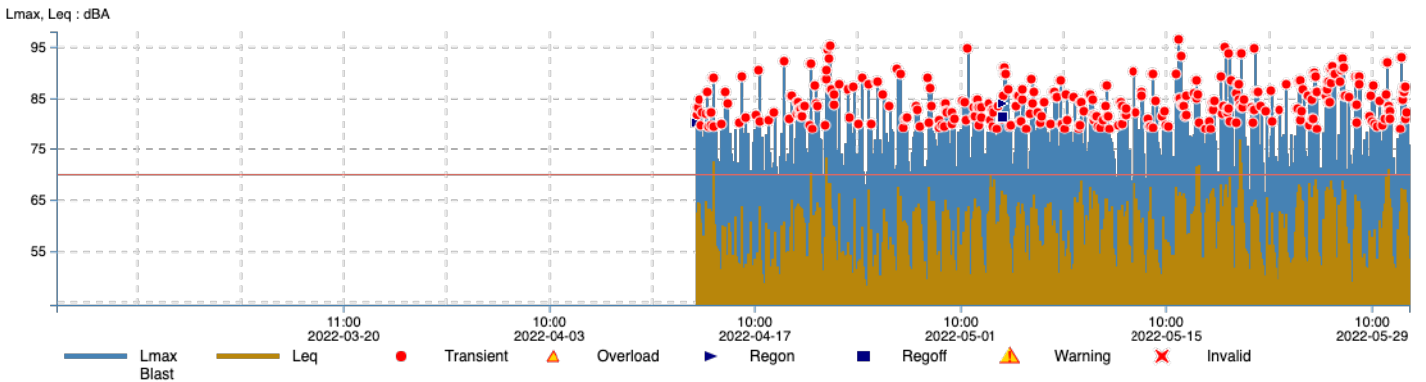
X-span 2022-03-01 00:00:00 - 2022-05-31 23:59:00
Y-span V, L, T : mm/s: 0.0 - 20.0, R : mm/s: 0.0 - 20.0

	V	L	T	R
Max	6.30 mm/s	8.65 mm/s	15.100 mm/s	15.50 mm/s
Date	2022-05-30	2022-05-30	2022-05-30	2022-05-30
Time	16:00:00	16:00:00	16:00:00	16:00:00

Project SM Parramatta
 Project maintainer [REDACTED]
 Customer Delta Group
 Customer contact [REDACTED]
 Time frame 2022-03-01 00:00 - 2022-05-31 23:59 (Australia/Sydney)

NB!
 Chart data is aggregated by 2 h

Measure point MP_5
 Location 29 Smith St - L2 balcony
 Sensor type S50
 Serial no. 10835
 Master(s) serial no. 2329
 Latest calibration 2021-09-21
 Standard Lmax + Leq
 55-130 dBA Fast
 Unit dBA
 Quantity Sound Pres.Level, Eqv.Sound Pres.L
 Interval time 15 min
 dB Corr -6 dB
 Max Lmax: 96.40 dBA, Leq: 76.80 dBA



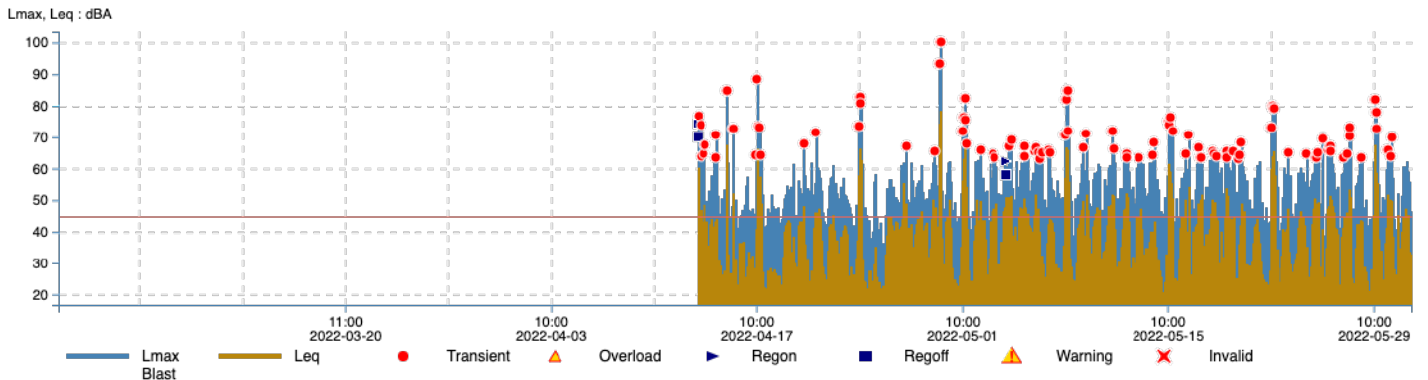
X-span 2022-03-01 00:00:00 - 2022-05-31 23:59:00
 Y-span Lmax, Leq : dBA: 44.46 - 98.060

	Lmax	Leq
Max	96.40 dBA	76.80 dBA
Date	2022-05-16	2022-05-20
Time	08:00:00	12:00:00

Project SM Parramatta
Project maintainer ██████████
Customer Delta Group
Customer contact ██████████
Time frame 2022-03-01 00:00 - 2022-05-31 23:59 (Australia/Sydney)

NB!
 Chart data is aggregated by 2 h

Measure point MP_6
Location 119 Macquarie St (Leigh Memorial Church)
Sensor type S50
Serial no. 10887
Master(s) serial no. 2666
Latest calibration 2021-05-03
Standard Lmax + Leq
 30-105 dBA Fast
Unit dBA
Quantity Sound Pres.Level, Eqv.Sound Pres.L
Interval time 15 min
dB Corr -7 dB
Max Lmax: 100.20 dBA, Leq: 78.30 dBA



X-span 2022-03-01 00:00:00 - 2022-05-31 23:59:00
Y-span Lmax, Leq : dBA: 16.88 - 103.59

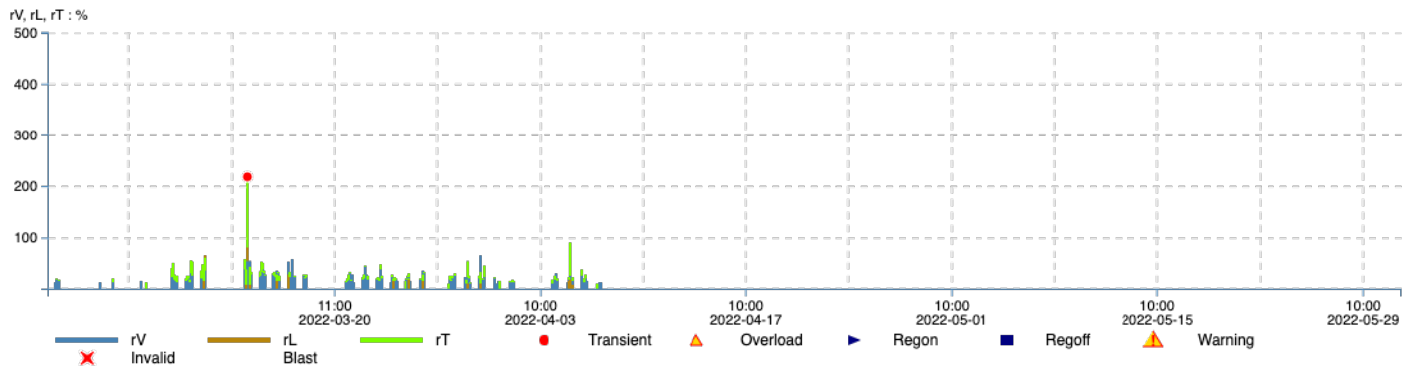
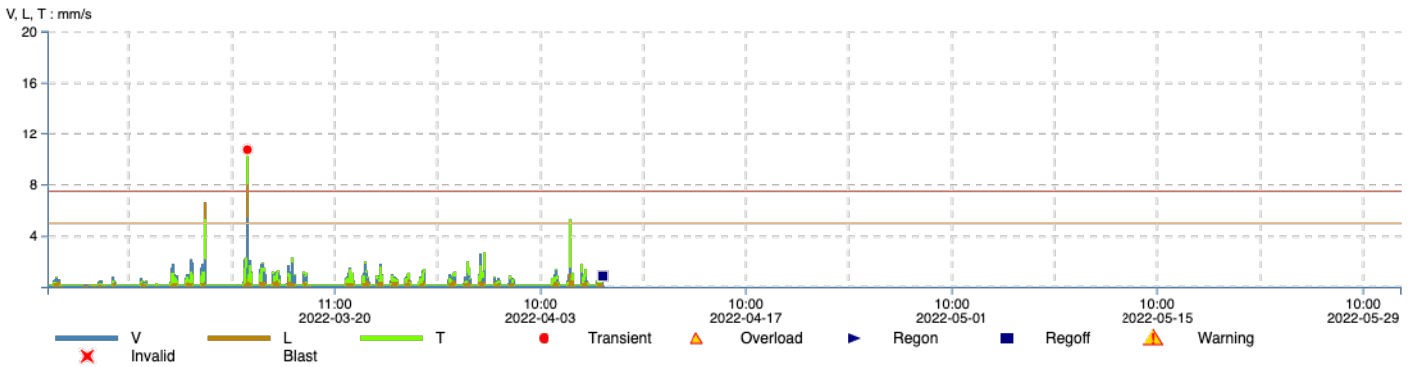
	Lmax	Leq
Max	100.20 dBA	78.30 dBA
Date	2022-04-30	2022-04-30
Time	00:00:00	00:00:00

Project SM Parramatta
Project maintainer ██████████
Customer Delta Group
Customer contact ██████████
Time frame 2022-03-01 00:00 - 2022-05-31 23:59 (Australia/Sydney)

NB!
 Chart data is aggregated by 2 h

Measure point MP_7
Location Roxy
Sensor type C22
Serial no. 101604
Master(s) serial no. 101604
Latest calibration 2021-10-01
Standard DIN4150-3 Anlage 250mm/s 1-315Hz
Unit mm/s, %
Quantity Velocity
Interval time 2 min
Frequency weighting Zeile 3

Max V: 5.40 mm/s, L: 8.0 mm/s, T: 10.70 mm/s, rV: 64.70 %, rL: 79.90 %, rT: 217.0 %



X-span 2022-03-01 00:00:00 - 2022-05-31 23:59:00
Y-span V, L, T : mm/s: 0.0 - 20.0, rV, rL, rT : %: 0.0 - 500.0

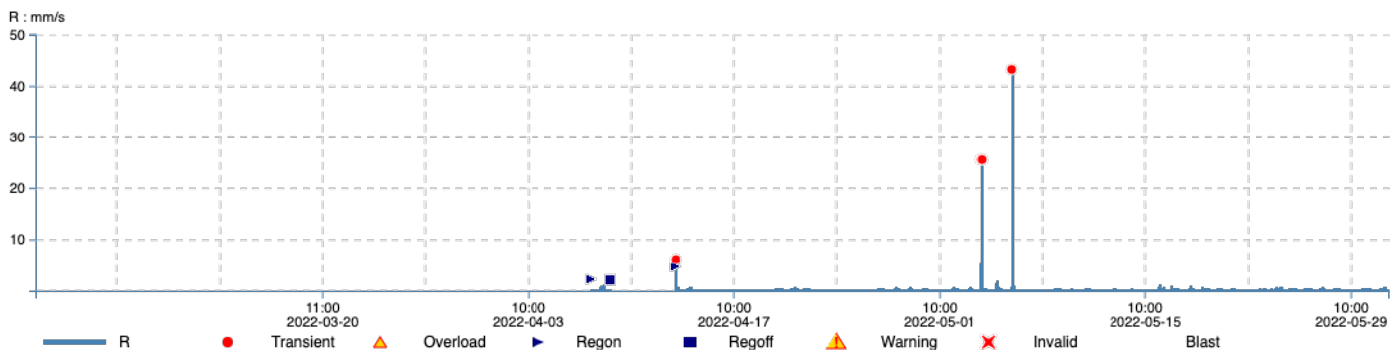
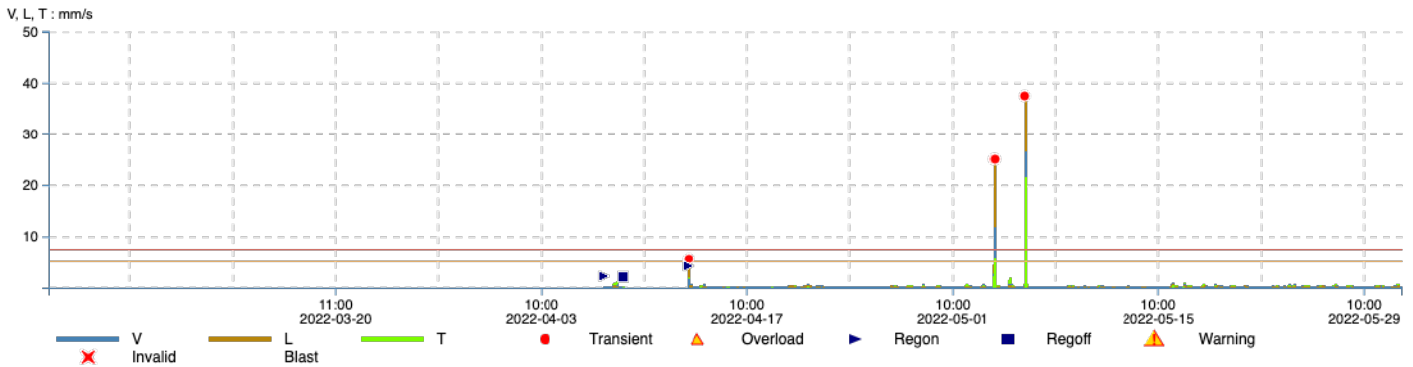
	V	L	T	rV	rL	rT
Max	5.40 mm/s	8.0 mm/s	10.70 mm/s	64.70 %	79.90 %	217.0 %
Date	2022-03-14	2022-03-14	2022-03-14	2022-03-30	2022-03-14	2022-03-14
Time	13:00:00	13:00:00	13:00:00	11:00:00	13:00:00	13:00:00

Project SM Parramatta
Project maintainer ██████████
Customer Delta Group
Customer contact ██████████
Time frame 2022-03-01 00:00 - 2022-05-31 23:59 (Australia/Sydney)

NB!
Chart data is aggregated by 2 h

Measure point MP_7
Location Roxy
Sensor type C22
Serial no. 101604
Master(s) serial no. 101604
Latest calibration 2021-10-01
Standard AS 2187.2-2006 250mm/s 2-250Hz
Unit mm/s
Quantity Velocity
Interval time 2 min

Max V: 26.50 mm/s, L: 37.40 mm/s, T: 21.50 mm/s, R: 43.20 mm/s



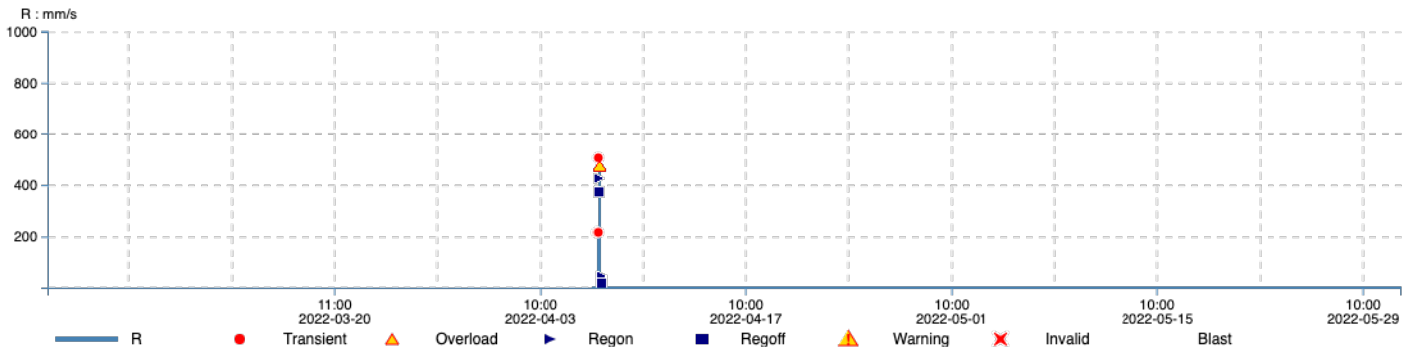
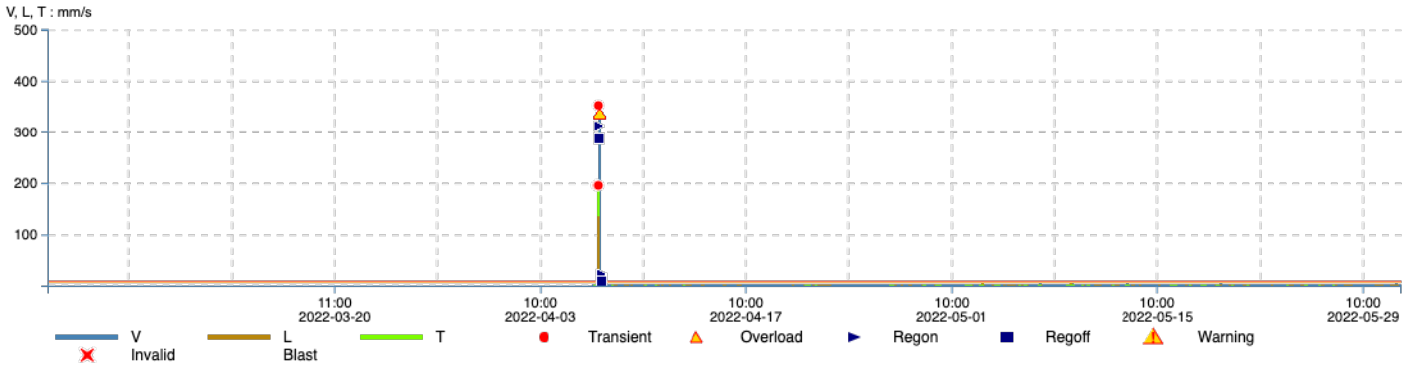
X-span 2022-03-01 00:00:00 - 2022-05-31 23:59:00
Y-span V, L, T : mm/s: 0.0 - 50.0, R : mm/s: 0.0 - 50.0

	V	L	T	R
Max	26.50 mm/s	37.40 mm/s	21.50 mm/s	43.20 mm/s
Date	2022-05-06	2022-05-06	2022-05-06	2022-05-06
Time	10:00:00	10:00:00	10:00:00	10:00:00

Project SM Parramatta
Project maintainer ██████████
Customer Delta Group
Customer contact ██████████
Time frame 2022-03-01 00:00 - 2022-05-31 23:59 (Australia/Sydney)

NB!
Chart data is aggregated by 2 h

Measure point MP_8
Location 62-64 Macquarie St - West (Kia Ora Bldg)
Sensor type C22
Serial no. 106838
Master(s) serial no. 106838
Latest calibration 2021-06-01
Standard AS 2187.2-2006 250mm/s 2-250Hz
Unit mm/s
Quantity Velocity
Interval time 2 min
Max V: 348.0 mm/s, L: 350.0 mm/s, T: 352.0 mm/s, R: 505.0 mm/s



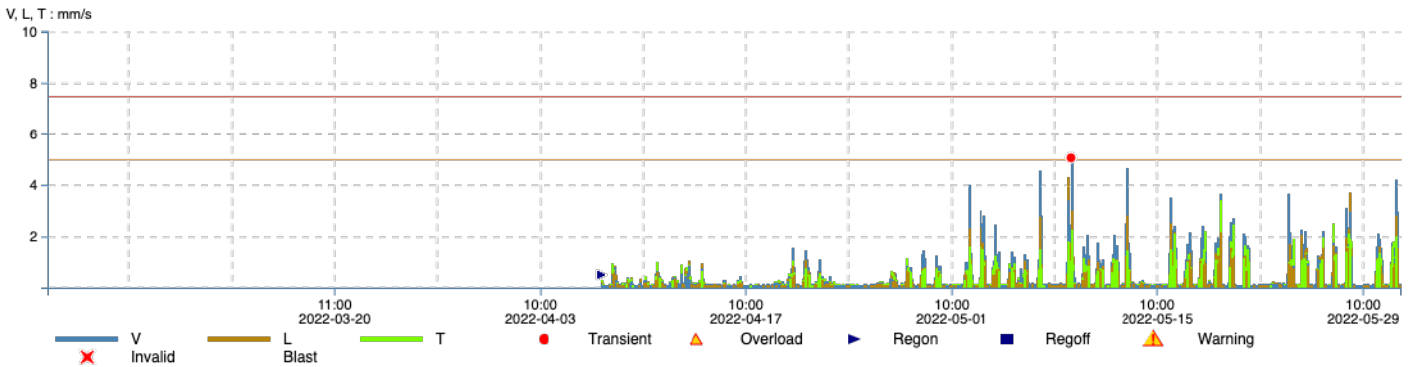
X-span 2022-03-01 00:00:00 - 2022-05-31 23:59:00
Y-span V, L, T : mm/s: 0.0 - 500.0, R : mm/s: 0.0 - 1000.0

	V	L	T	R
Max	348.0 mm/s	350.0 mm/s	352.0 mm/s	505.0 mm/s
Date	2022-04-07	2022-04-07	2022-04-07	2022-04-07
Time	12:00:00	12:00:00	12:00:00	12:00:00

Project SM Parramatta
 Project maintainer [REDACTED]
 Customer Delta Group
 Customer contact [REDACTED]
 Time frame 2022-03-01 00:00 - 2022-05-31 23:59 (Australia/Sydney)

NB!
 Chart data is aggregated by 2 h

Measure point MP_9
 Location 62-64 Macquarie St - North (Kia Ora Bldg)
 Sensor type V12
 Serial no. 21760
 Master(s) serial no. 7724
 Latest calibration 2021-09-21
 Standard AS 2187.2-2006
 250 mm/s 2-250Hz
 Unit mm/s
 Quantity Velocity
 Interval time 2 min
 Max V: 5.050 mm/s, L: 4.30 mm/s, T: 3.40 mm/s



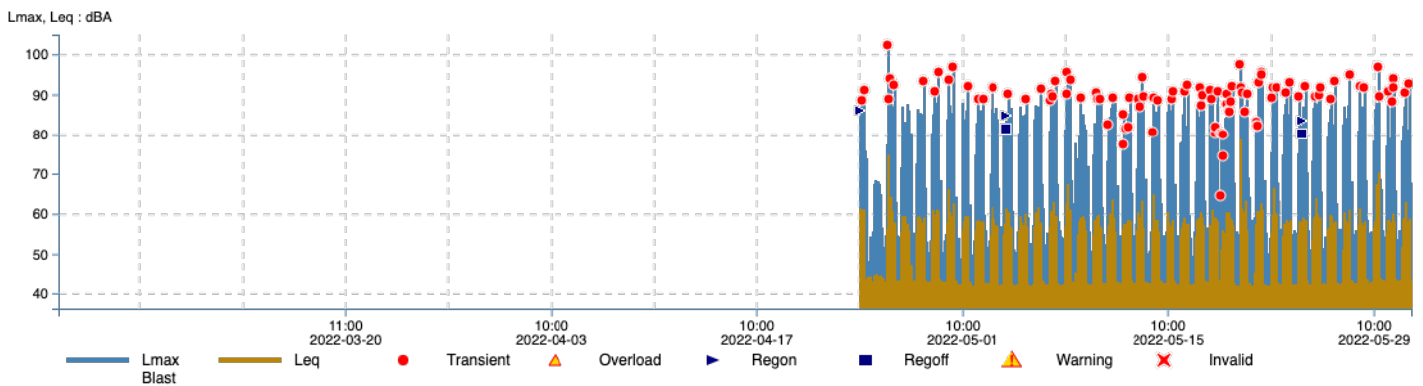
X-span 2022-03-01 00:00:00 - 2022-05-31 23:59:00
 Y-span V, L, T : mm/s: 0.0 - 10.0

	V	L	T
Max	5.050 mm/s	4.30 mm/s	3.40 mm/s
Date	2022-05-09	2022-05-09	2022-05-19
Time	16:00:00	10:00:00	18:00:00

Project SM Parramatta
 Project maintainer [REDACTED]
 Customer Delta Group
 Customer contact [REDACTED]
 Time frame 2022-03-01 00:00 - 2022-05-31 23:59 (Australia/Sydney)

NB!
 Chart data is aggregated by 2 h

Measure point MP_10
 Location 240 Church St
 Sensor type S50
 Serial no. 11103
 Master(s) serial no. 7725
 Latest calibration 2020-10-30
 Standard Lmax + Leq
 40-115 dBA Fast
 Unit dBA
 Quantity Sound Pres.Level, Eqv.Sound Pres.L
 Interval time 15 min
 Max Lmax: 102.30 dBA, Leq: 78.80 dBA



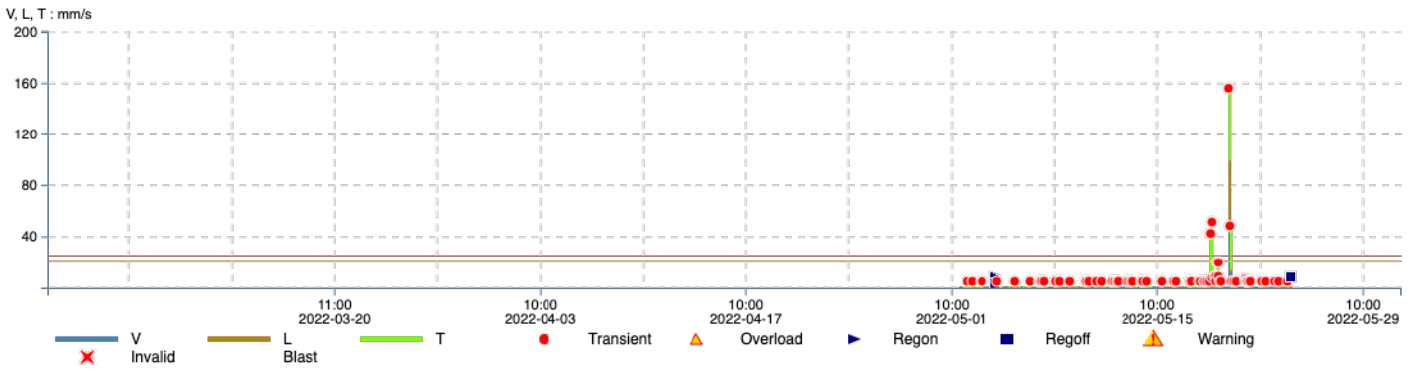
X-span 2022-03-01 00:00:00 - 2022-05-31 23:59:00
 Y-span Lmax, Leq : dBA: 36.27 - 105.025

	Lmax	Leq
Max	102.30 dBA	78.80 dBA
Date	2022-04-26	2022-05-20
Time	10:00:00	08:00:00

Project SM Parramatta
Project maintainer ██████████
Customer Delta Group
Customer contact ██████████
Time frame 2022-03-01 00:00 - 2022-05-31 23:59 (Australia/Sydney)

NB!
 Chart data is aggregated by 2 h

Measure point MP_11
Location 240 Church St
Sensor type V12
Serial no. 26270
Master(s) serial no. 7725
Latest calibration 2021-09-21
Standard DIN4150-3 + Freq
 250 mm/s 1-315Hz
Unit mm/s
Quantity Velocity
Interval time 2 min
Max V: 45.30 mm/s, L: 98.80 mm/s, T: 156.0 mm/s



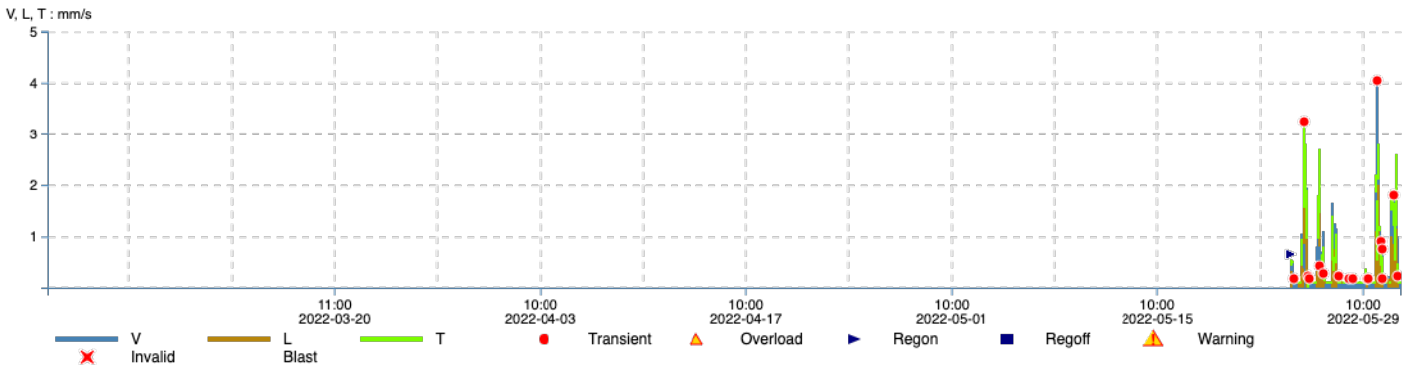
X-span 2022-03-01 00:00:00 - 2022-05-31 23:59:00
Y-span V, L, T : mm/s: 0.0 - 200.0

	V	L	T
Max	45.30 mm/s	98.80 mm/s	156.0 mm/s
Date	2022-05-20	2022-05-20	2022-05-20
Time	08:00:00	08:00:00	08:00:00

Project SM Parramatta
 Project maintainer [REDACTED]
 Customer Delta Group
 Customer contact [REDACTED]
 Time frame 2022-03-01 00:00 - 2022-05-31 23:59 (Australia/Sydney)

NB!
 Chart data is aggregated by 2 h

Measure point MP_11
 Location 240 Church St
 Sensor type V12
 Serial no. 26270
 Master(s) serial no. 7725
 Latest calibration 2021-09-21
 Standard AS 2187.2-2006
 250 mm/s 2-250Hz
 Unit mm/s
 Quantity Velocity
 Interval time 2 min
 Max V: 4.050 mm/s, L: 2.0 mm/s, T: 3.25 mm/s



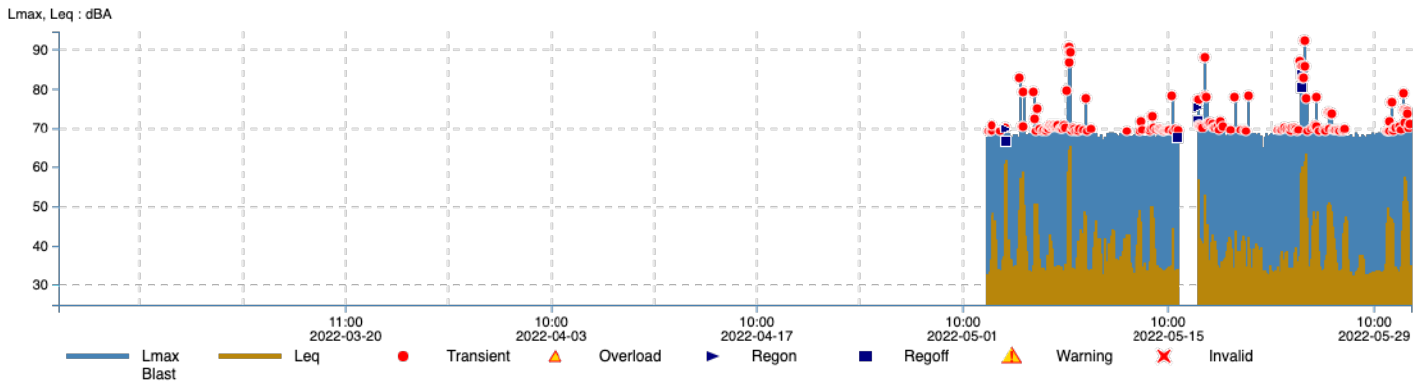
X-span 2022-03-01 00:00:00 - 2022-05-31 23:59:00
 Y-span V, L, T : mm/s: 0.0 - 5.0

	V	L	T
Max	4.050 mm/s	2.0 mm/s	3.25 mm/s
Date	2022-05-30	2022-05-30	2022-05-25
Time	10:00:00	12:00:00	12:00:00

Project SM Parramatta
Project maintainer ██████████
Customer Delta Group
Customer contact ██████████
Time frame 2022-03-01 00:00 - 2022-05-31 23:59 (Australia/Sydney)

NB!
Chart data is aggregated by 2 h

Measure point MP_12
Location 216-218 Church st
Sensor type S50
Serial no. 10439
Master(s) serial no. 2332
Latest calibration 2022-02-13
Standard Lmax + Leq
 40-115 dBA Fast
Unit dBA
Quantity Sound Pres.Level, Eqv.Sound Pres.L
Interval time 15 min
dB Corr -6 dB
Max Lmax: 92.20 dBA, Leq: 65.20 dBA



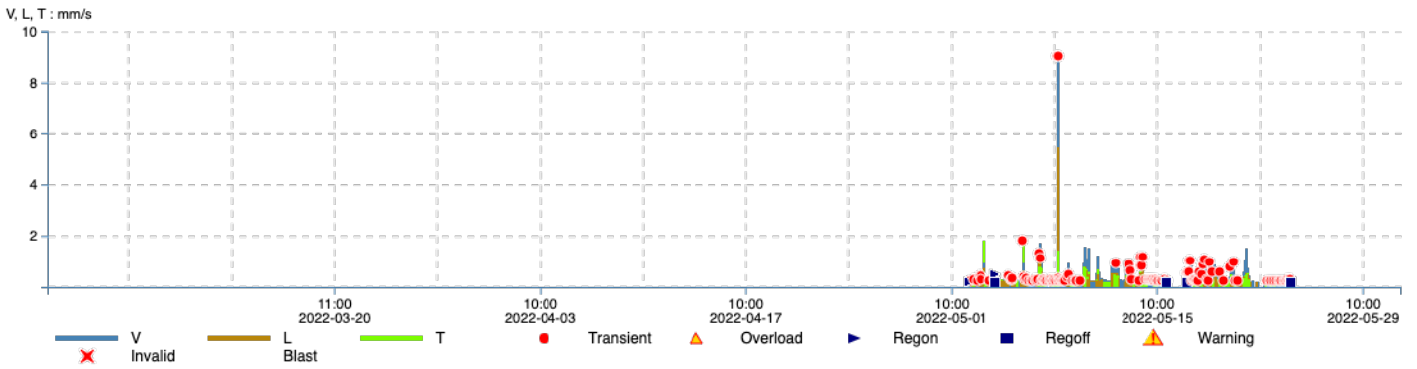
X-span 2022-03-01 00:00:00 - 2022-05-31 23:59:00
Y-span Lmax, Leq : dBA: 24.98 - 94.56

	Lmax	Leq
Max	92.20 dBA	65.20 dBA
Date	2022-05-24	2022-05-08
Time	18:00:00	18:00:00

Project SM Parramatta
Project maintainer [REDACTED]
Customer Delta Group
Customer contact [REDACTED]
Time frame 2022-03-01 00:00 - 2022-05-31 23:59 (Australia/Sydney)

NB!
Chart data is aggregated by 2 h

Measure point MP_13
Location 216-218 Church St
Sensor type V12
Serial no. 25760
Master(s) serial no. 2332
Latest calibration 2019-08-08
Standard DIN4150-3 + Freq
 250 mm/s 1-315Hz
Unit mm/s
Quantity Velocity
Interval time 2 min
Frequency weighting Zeile 3
Max V: 9.050 mm/s, L: 5.45 mm/s, T: 1.80 mm/s



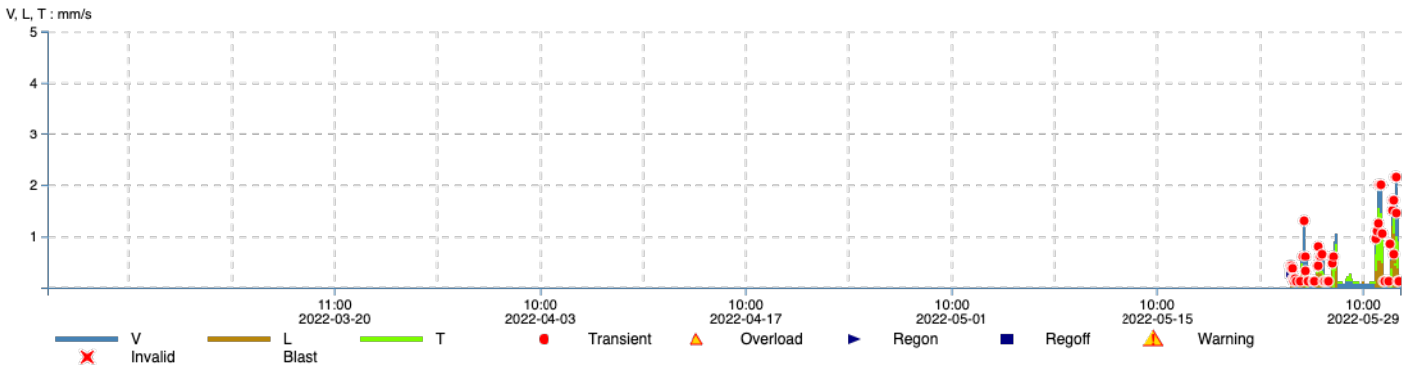
X-span 2022-03-01 00:00:00 - 2022-05-31 23:59:00
Y-span V, L, T : mm/s: 0.0 - 10.0

	V	L	T
Max	9.050 mm/s	5.45 mm/s	1.80 mm/s
Date	2022-05-08	2022-05-08	2022-05-03
Time	16:00:00	16:00:00	16:00:00

Project SM Parramatta
 Project maintainer [REDACTED]
 Customer Delta Group
 Customer contact [REDACTED]
 Time frame 2022-03-01 00:00 - 2022-05-31 23:59 (Australia/Sydney)

NB!
 Chart data is aggregated by 2 h

Measure point MP_13
 Location 216-218 Church St
 Sensor type V12
 Serial no. 25760
 Master(s) serial no. 2332
 Latest calibration 2019-08-08
 Standard AS 2187.2-2006
 250 mm/s 2-250Hz
 Unit mm/s
 Quantity Velocity
 Interval time 2 min
 Max V: 2.15 mm/s, L: 1.20 mm/s, T: 1.55 mm/s



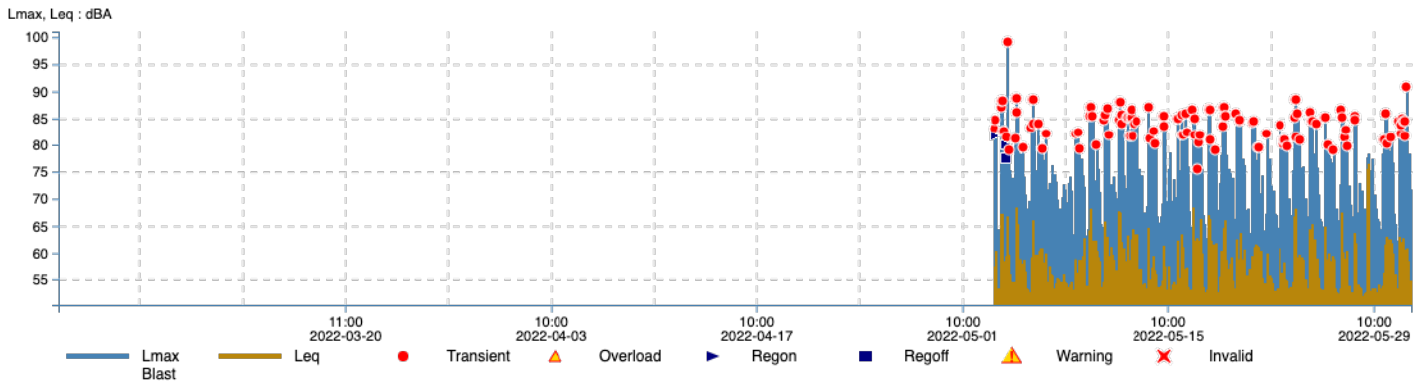
X-span 2022-03-01 00:00:00 - 2022-05-31 23:59:00
 Y-span V, L, T : mm/s: 0.0 - 5.0

	V	L	T
Max	2.15 mm/s	1.20 mm/s	1.55 mm/s
Date	2022-05-31	2022-05-31	2022-05-30
Time	16:00:00	10:00:00	12:00:00

Project SM Parramatta
Project maintainer ██████████
Customer Delta Group
Customer contact ██████████
Time frame 2022-03-01 00:00 - 2022-05-31 23:59 (Australia/Sydney)

NB!
Chart data is aggregated by 2 h

Measure point MP_14
Location 211 Church St
Sensor type S50
Serial no. 9923, 10884
Master(s) serial no. 2255
Latest calibration 2019-08-15, 2022-02-10
Standard Lmax + Leq
 55-130 dBA Fast
Unit dBA
Quantity Sound Pres.Level, Eqv.Sound Pres.L
Interval time 15 min
dB Corr -6 dB
Max Lmax: 99.0 dBA, Leq: 76.50 dBA



X-span 2022-03-01 00:00:00 - 2022-05-31 23:59:00

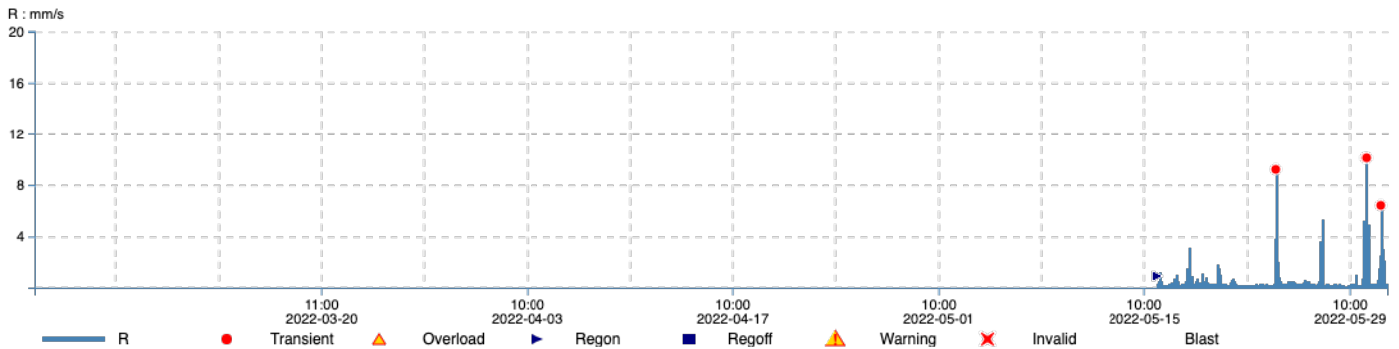
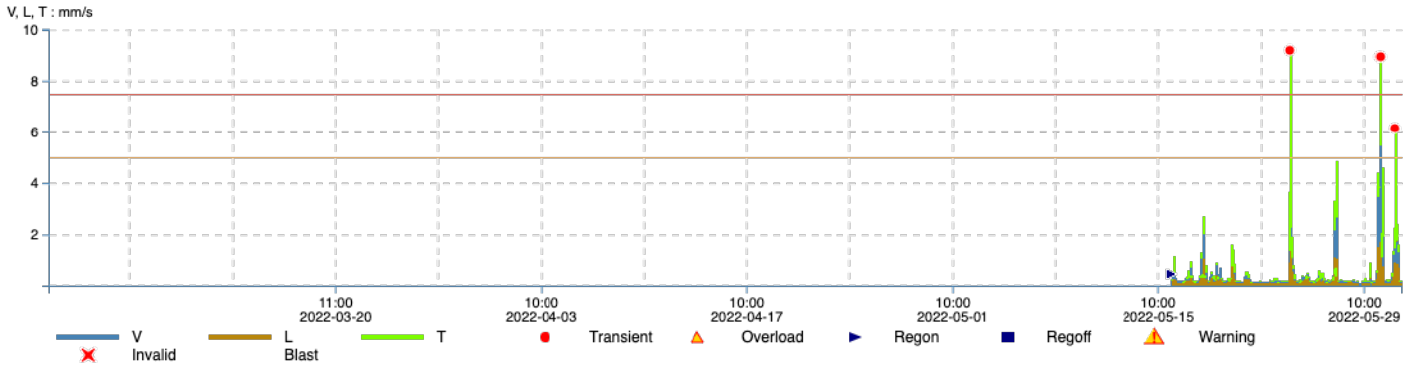
Y-span Lmax, Leq : dBA: 50.36 - 101.13

	Lmax	Leq
Max	99.0 dBA	76.50 dBA
Date	2022-05-04	2022-05-29
Time	14:00:00	02:00:00

Project SM Parramatta
Project maintainer ██████████
Customer Delta Group
Customer contact ██████████
Time frame 2022-03-01 00:00 - 2022-05-31 23:59 (Australia/Sydney)

NB!
 Chart data is aggregated by 2 h

Measure point MP_15
Location 43-47 George St - East Facade
Sensor type C22
Serial no. 107549
Master(s) serial no. 107549
Latest calibration 2021-09-19
Standard AS 2187.2-2006 250mm/s 2-250Hz
Unit mm/s
Quantity Velocity
Interval time 2 min
Max V: 5.45 mm/s, L: 2.0 mm/s, T: 9.20 mm/s, R: 10.100 mm/s



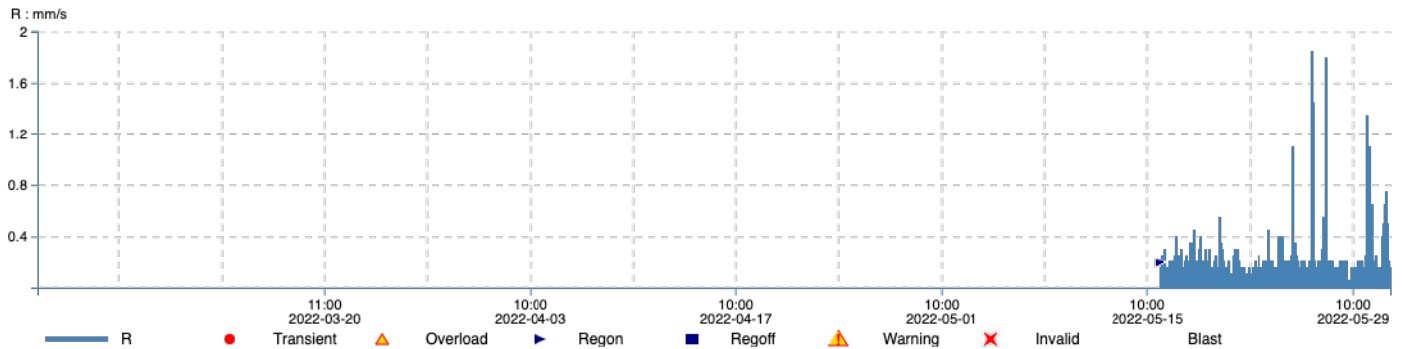
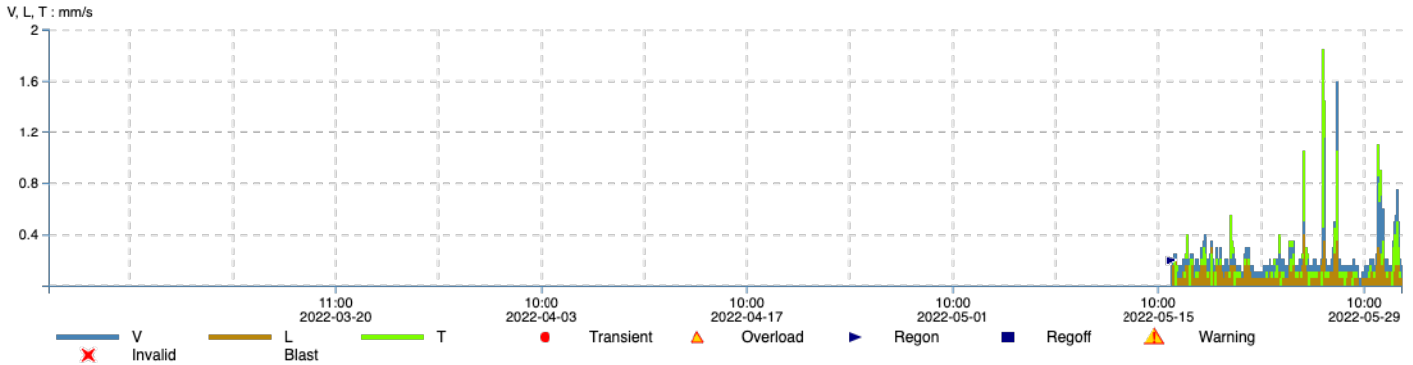
X-span 2022-03-01 00:00:00 - 2022-05-31 23:59:00
Y-span V, L, T : mm/s: 0.0 - 10.0, R : mm/s: 0.0 - 20.0

	V	L	T	R
Max	5.45 mm/s	2.0 mm/s	9.20 mm/s	10.100 mm/s
Date	2022-05-30	2022-05-31	2022-05-24	2022-05-30
Time	14:00:00	14:00:00	12:00:00	14:00:00

Project SM Parramatta
Project maintainer ██████████
Customer Delta Group
Customer contact ██████████
Time frame 2022-03-01 00:00 - 2022-05-31 23:59 (Australia/Sydney)

NB!
 Chart data is aggregated by 2 h

Measure point MP_16
Location 43-47 George St - West Facade
Sensor type C22
Serial no. 107553
Master(s) serial no. 107553
Latest calibration 2021-09-25
Standard AS 2187.2-2006 250mm/s 2-250Hz
Unit mm/s
Quantity Velocity
Interval time 2 min
Max V: 1.60 mm/s, L: 0.40 mm/s, T: 1.85 mm/s, R: 1.85 mm/s



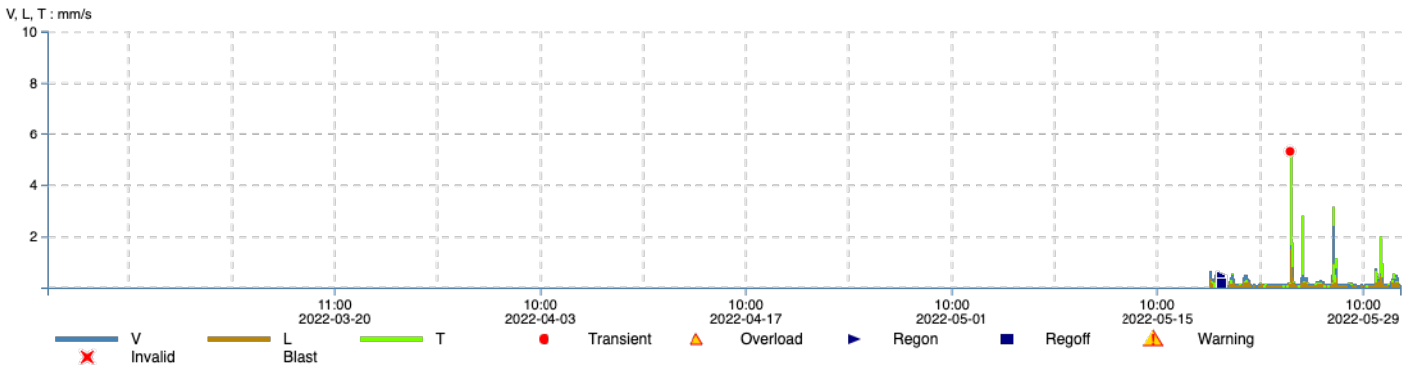
X-span 2022-03-01 00:00:00 - 2022-05-31 23:59:00
Y-span V, L, T : mm/s: 0.0 - 2.0, R : mm/s: 0.0 - 2.0

	V	L	T	R
Max	1.60 mm/s	0.40 mm/s	1.85 mm/s	1.85 mm/s
Date	2022-05-27	2022-05-25	2022-05-26	2022-05-26
Time	16:00:00	10:00:00	16:00:00	16:00:00

Project SM Parramatta
Project maintainer ██████████
Customer Delta Group
Customer contact ██████████
Time frame 2022-03-01 00:00 - 2022-05-31 23:59 (Australia/Sydney)

NB!
Chart data is aggregated by 2 h

Measure point MP_17
Location IGA 37-39 George St
Sensor type V12
Serial no. 25910
Master(s) serial no. 2477
Latest calibration 2020-10-23
Standard AS 2187.2-2006
 250 mm/s 2-250Hz
Unit mm/s
Quantity Velocity
Interval time 2 min
Max V: 2.40 mm/s, L: 1.50 mm/s, T: 5.30 mm/s



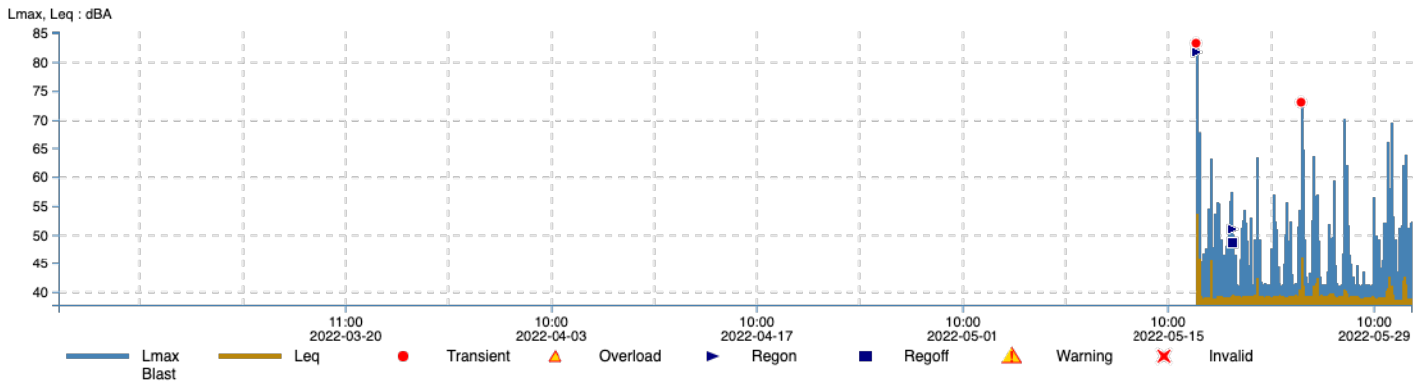
X-span 2022-03-01 00:00:00 - 2022-05-31 23:59:00
Y-span V, L, T : mm/s: 0.0 - 10.0

	V	L	T
Max	2.40 mm/s	1.50 mm/s	5.30 mm/s
Date	2022-05-27	2022-05-24	2022-05-24
Time	10:00:00	14:00:00	14:00:00

Project SM Parramatta
Project maintainer ██████████
Customer Delta Group
Customer contact ██████████
Time frame 2022-03-01 00:00 - 2022-05-31 23:59 (Australia/Sydney)

NB!
 Chart data is aggregated by 2 h

Measure point MP_18
Location IGA 37-39 George st
Sensor type S50
Serial no. 10786
Master(s) serial no. 2477
Latest calibration 2022-02-10
Standard Lmax + Leq
 40-115 dBA Fast
Unit dBA
Quantity Sound Pres.Level, Eqv.Sound Pres.L
Interval time 15 min
dB Corr -6 dB
Max Lmax: 83.20 dBA, Leq: 53.60 dBA



X-span 2022-03-01 00:00:00 - 2022-05-31 23:59:00
Y-span Lmax, Leq : dBA: 37.85 - 85.32

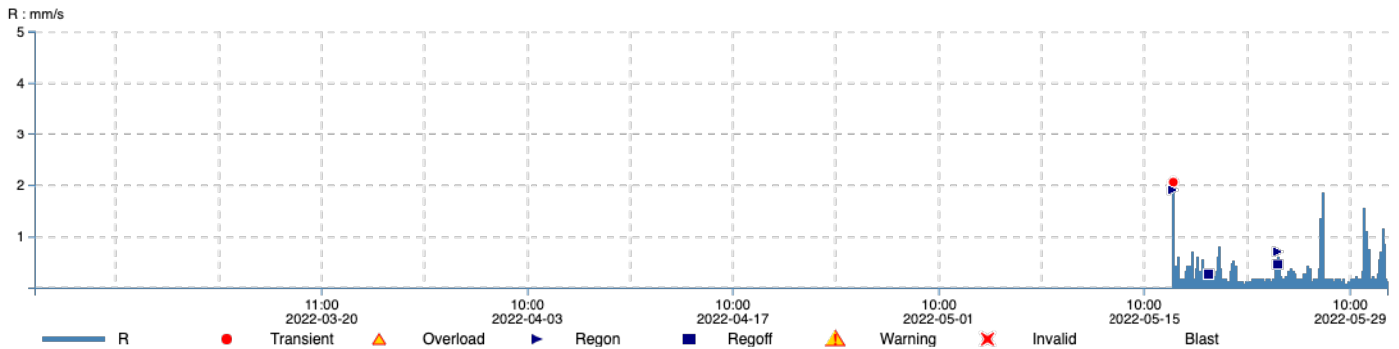
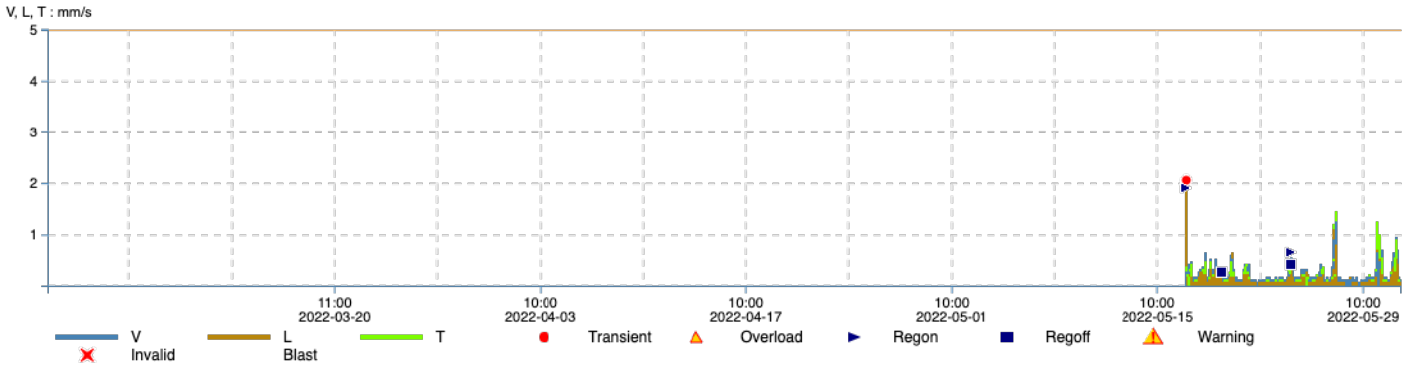
	Lmax	Leq
Max	83.20 dBA	53.60 dBA
Date	2022-05-17	2022-05-17
Time	10:00:00	10:00:00

Project SM Parramatta
Project maintainer ██████████
Customer Delta Group
Customer contact ██████████
Time frame 2022-03-01 00:00 - 2022-05-31 23:59 (Australia/Sydney)

NB!
 Chart data is aggregated by 2 h

Measure point MP_19
Location 43-47 George St - South Facade
Sensor type C22
Serial no. 107554
Master(s) serial no. 107554
Latest calibration 2021-09-25
Standard AS 2187.2-2006 250mm/s 2-250Hz
Unit mm/s
Quantity Velocity
Interval time 2 min

Max V: 1.25 mm/s, L: 2.050 mm/s, T: 1.45 mm/s, R: 2.050 mm/s



X-span 2022-03-01 00:00:00 - 2022-05-31 23:59:00
Y-span V, L, T : mm/s: 0.0 - 5.0, R : mm/s: 0.0 - 5.0

	V	L	T	R
Max	1.25 mm/s	2.050 mm/s	1.45 mm/s	2.050 mm/s
Date	2022-05-27	2022-05-17	2022-05-27	2022-05-17
Time	16:00:00	10:00:00	16:00:00	10:00:00

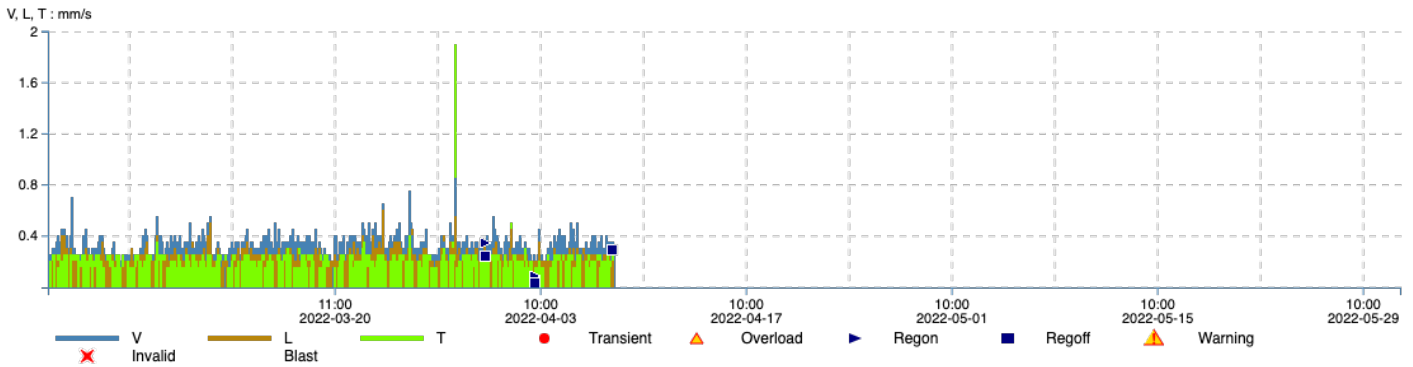
Appendix E - Clyde Noise and Vibration Graphs

This page intentionally left blank

Project SM Clyde
Project maintainer ██████████
Customer Delta Group
Customer contact ██████████
Time frame 2022-03-01 00:00 - 2022-05-31 23:59 (Australia/Sydney)

NB!
 Chart data is aggregated by 1 h

Measure point MP_3
Location Department of Main Roads heritage wall - Unwin st
Sensor type V12
Serial no. 26270
Master(s) serial no. 2357
Latest calibration 2021-09-21
Standard DIN4150-3 + Freq
 250 mm/s 1-315Hz
Unit mm/s
Quantity Velocity
Interval time 2 min
Max V: 0.85 mm/s, L: 0.60 mm/s, T: 1.90 mm/s



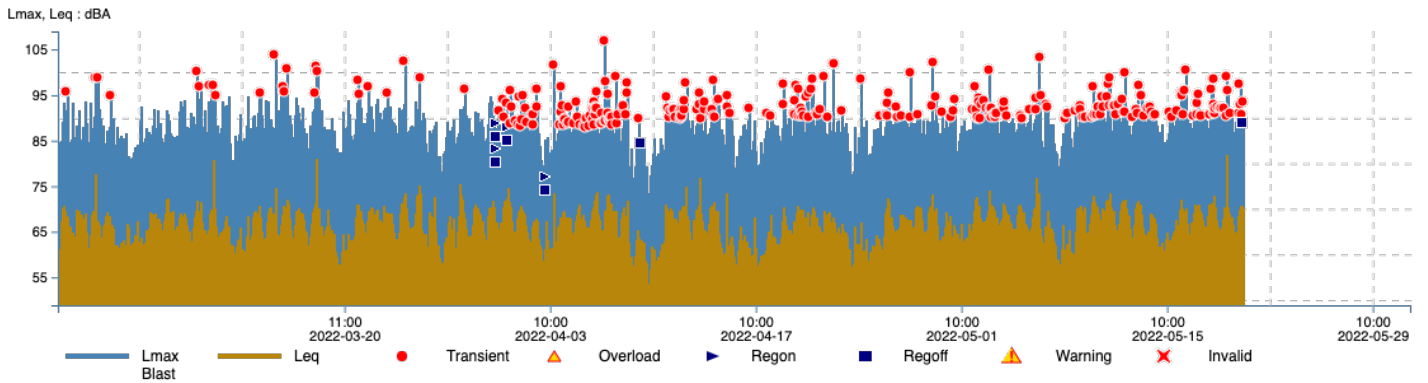
X-span 2022-03-01 00:00:00 - 2022-05-31 23:59:00
Y-span V, L, T : mm/s: 0.0 - 2.0

	V	L	T
Max	0.85 mm/s	0.60 mm/s	1.90 mm/s
Date	2022-03-28	2022-03-23	2022-03-28
Time	15:00:00	18:00:00	15:00:00

Project SM Clyde
Project maintainer ██████████
Customer Delta Group
Customer contact ██████████
Time frame 2022-03-01 00:00 - 2022-05-31 23:59 (Australia/Sydney)

NB!
 Chart data is aggregated by 1 h

Measure point MP_4
Location Rosehill Racecourse
Sensor type S50
Serial no. 10118, 10429
Master(s) serial no. 2353
Latest calibration 2019-08-15, 2022-02-10
Standard Lmax + Leq
 55-130 dBA Fast
Unit dBA
Quantity Sound Pres.Level, Eqv.Sound Pres.L
Interval time 15 min
Max Lmax: 107.100 dBA, Leq: 81.90 dBA



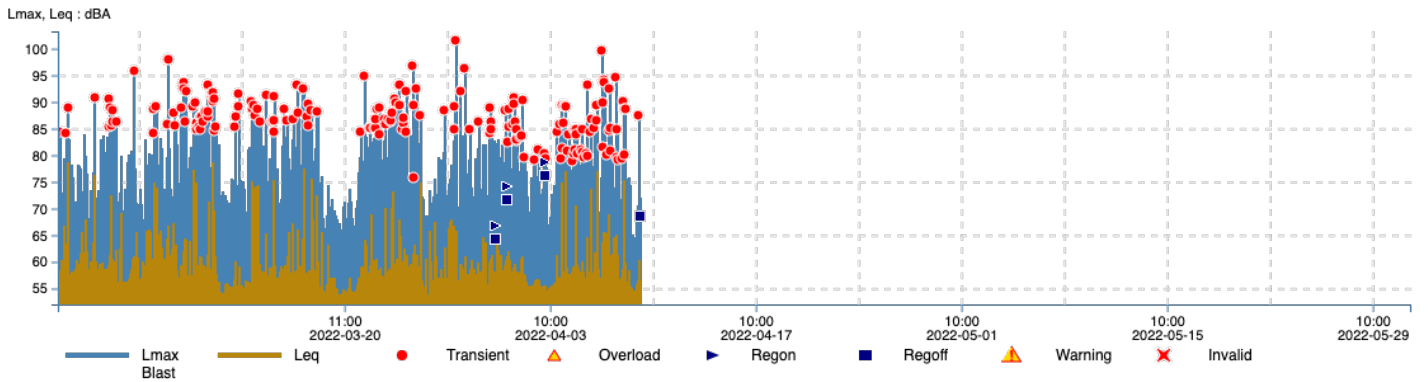
X-span 2022-03-01 00:00:00 - 2022-05-31 23:59:00
Y-span Lmax, Leq : dBA: 49.035 - 109.080

	Lmax	Leq
Max	107.100 dBA	81.90 dBA
Date	2022-04-07	2022-05-19
Time	03:00:00	11:00:00

Project SM Clyde
Project maintainer ██████████
Customer Delta Group
Customer contact ██████████
Time frame 2022-03-01 00:00 - 2022-05-31 23:59 (Australia/Sydney)

NB!
Chart data is aggregated by 1 h

Measure point MP_5
Location Downers Plant
Sensor type S50
Serial no. 10884, 11135
Master(s) serial no. 2475
Latest calibration 2019-08-15, 2021-06-21
Standard Lmax + Leq
 55-130 dBA Fast
Unit dBA
Quantity Sound Pres.Level, Eqv.Sound Pres.L
Interval time 15 min
dB Corr -6 dB
Max Lmax: 101.50 dBA, Leq: 78.80 dBA



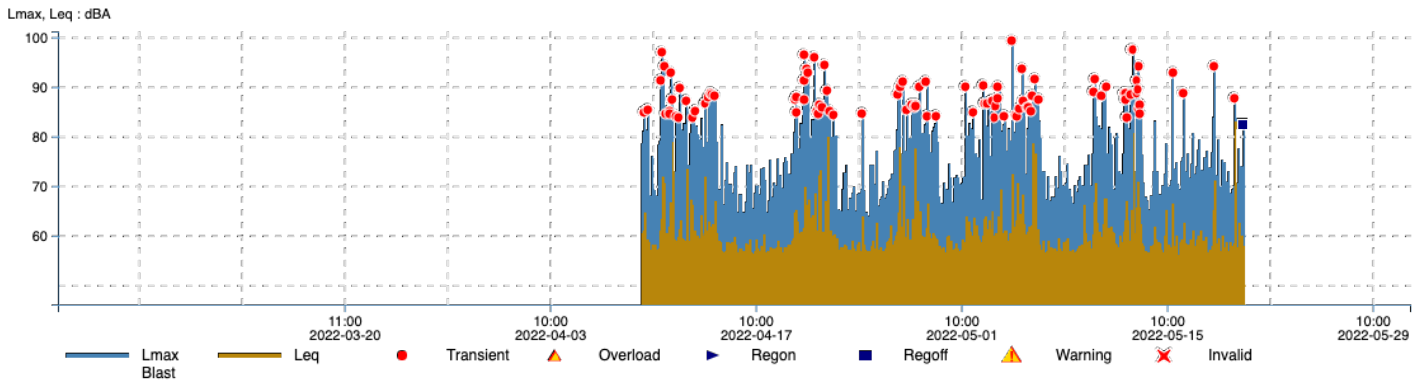
X-span 2022-03-01 00:00:00 - 2022-05-31 23:59:00
Y-span Lmax, Leq : dBA: 52.13 - 103.35

Max	Lmax	101.50 dBA	Leq	78.80 dBA
Date		2022-03-28		2022-03-01
Time		01:00:00		15:00:00

Project SM Clyde
Project maintainer ██████████
Customer Delta Group
Customer contact ██████████
Time frame 2022-03-01 00:00 - 2022-05-31 23:59 (Australia/Sydney)

NB!
Chart data is aggregated by 1 h

Measure point MP_5
Location Downers Plant
Sensor type S50
Serial no. 10884, 11135
Master(s) serial no. 2475
Latest calibration 2019-08-15, 2021-06-21
Standard Lmax + Leq
 55-130 dBA Fast
Unit dBA
Quantity Sound Pres.Level, Eqv.Sound Pres.L
Interval time 2 min
dB Corr -6 dB
Max Lmax: 99.50 dBA, Leq: 83.30 dBA



X-span 2022-03-01 00:00:00 - 2022-05-31 23:59:00
Y-span Lmax, Leq : dBA: 46.23 - 101.31

	Lmax	Leq
Max	99.50 dBA	83.30 dBA
Date	2022-05-04	2022-05-19
Time	21:00:00	23:00:00

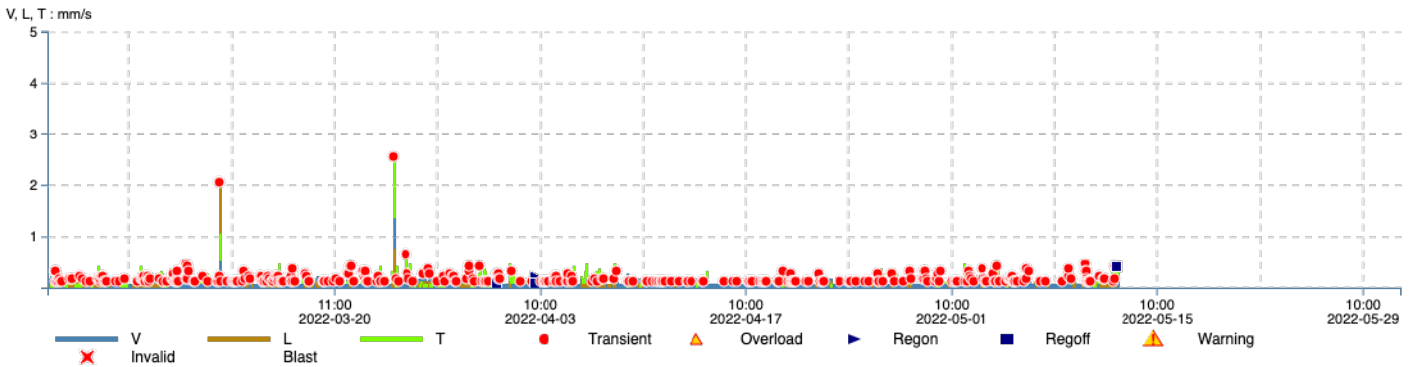
Appendix F - Westmead Noise and Vibration Graphs

This page intentionally left blank

Project SM Westmead
Project maintainer ██████████
Customer Delta Group
Customer contact ██████████
Time frame 2022-03-01 00:00 - 2022-05-31 23:59 (Australia/Sydney)

NB!
 Chart data is aggregated by 1 h

Measure point MP_3
Location Westmead Public School
Sensor type V12
Serial no. 25750
Master(s) serial no. 2668
Latest calibration 2020-10-26
Standard AS 2187.2-2006
 250 mm/s 2-250Hz
Unit mm/s
Quantity Velocity
Interval time 2 min
Max V: 1.35 mm/s, L: 2.050 mm/s, T: 2.55 mm/s



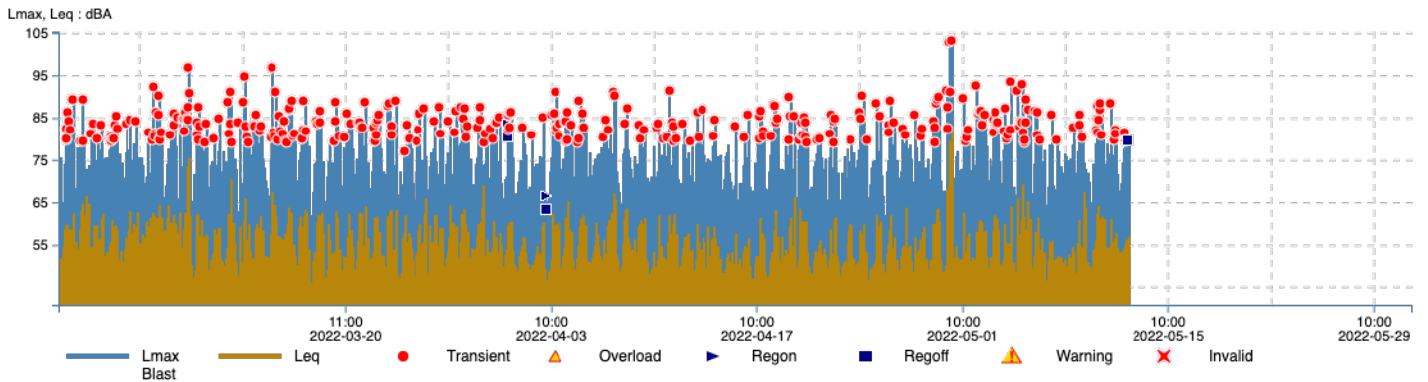
X-span 2022-03-01 00:00:00 - 2022-05-31 23:59:00
Y-span V, L, T : mm/s: 0.0 - 5.0

	V	L	T
Max	1.35 mm/s	2.050 mm/s	2.55 mm/s
Date	2022-03-24	2022-03-12	2022-03-24
Time	11:00:00	15:00:00	11:00:00

Project SM Westmead
Project maintainer ██████████
Customer Delta Group
Customer contact ██████████
Time frame 2022-03-01 00:00 - 2022-05-31 23:59 (Australia/Sydney)

NB!
 Chart data is aggregated by 1 h

Measure point MP_4
Location Westmead Public School
Sensor type S50
Serial no. 10087
Master(s) serial no. 2668
Latest calibration 2019-07-03
Standard Lmax + Leq
 55-130 dBA Fast
Unit dBA
Quantity Sound Pres.Level, Eqv.Sound Pres.L
Interval time 15 min
dB Corr -6 dB
Max Lmax: 103.0 dBA, Leq: 81.60 dBA



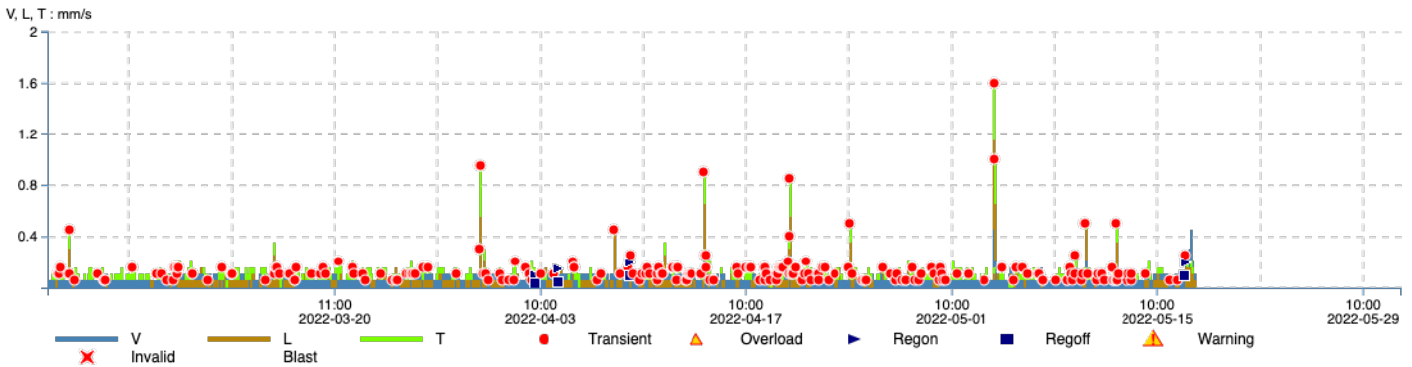
X-span 2022-03-01 00:00:00 - 2022-05-31 23:59:00
Y-span Lmax, Leq : dBA: 40.86 - 105.39

	Lmax	Leq
Max	103.0 dBA	81.60 dBA
Date	2022-04-30	2022-04-30
Time	16:00:00	16:00:00

Project SM Westmead
Project maintainer ██████████
Customer Delta Group
Customer contact ██████████
Time frame 2022-03-01 00:00 - 2022-05-31 23:59 (Australia/Sydney)

NB!
Chart data is aggregated by 1 h

Measure point MP_5
Location 26 Bailey St
Sensor type V12
Serial no. 25910
Master(s) serial no. 2477
Latest calibration 2020-10-23
Standard AS 2187.2-2006
 250 mm/s 2-250Hz
Unit mm/s
Quantity Velocity
Interval time 2 min
Max V: 0.45 mm/s, L: 1.15 mm/s, T: 1.60 mm/s



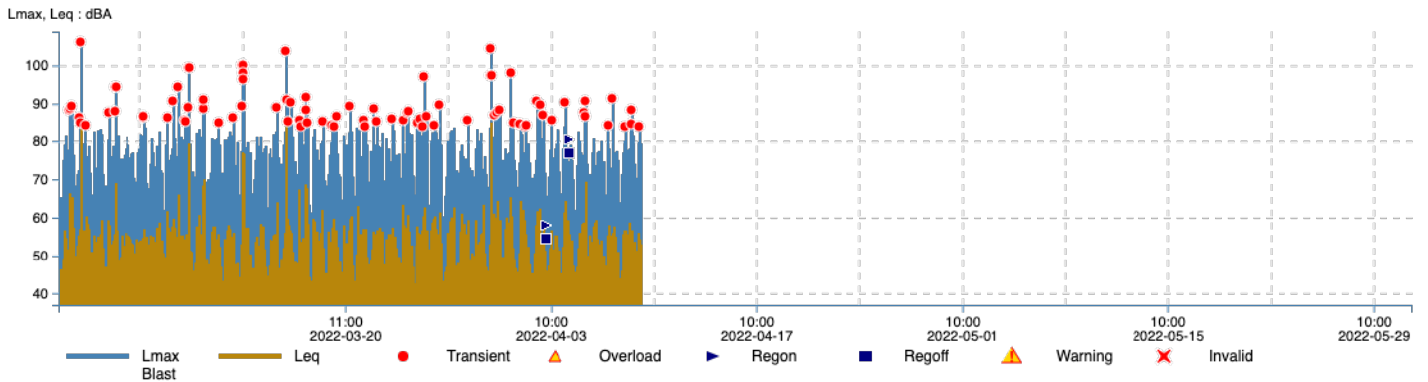
X-span 2022-03-01 00:00:00 - 2022-05-31 23:59:00
Y-span V, L, T : mm/s: 0.0 - 2.0

	V	L	T
Max	0.45 mm/s	1.15 mm/s	1.60 mm/s
Date	2022-05-04	2022-05-04	2022-05-04
Time	09:00:00	09:00:00	09:00:00

Project SM Westmead
Project maintainer ██████████
Customer Delta Group
Customer contact ██████████
Time frame 2022-03-01 00:00 - 2022-05-31 23:59 (Australia/Sydney)

NB!
 Chart data is aggregated by 1 h

Measure point MP_6
Location 26 Bailey St
Sensor type S50
Serial no. 10786, 10923
Master(s) serial no. 2477
Latest calibration 2017-08-02, 2022-02-10
Standard Lmax + Leq
 55-130 dBA Fast
Unit dBA
Quantity Sound Pres.Level, Eqv.Sound Pres.L
Interval time 15 min
dB Corr -6 dB
Max Lmax: 106.20 dBA, Leq: 85.90 dBA



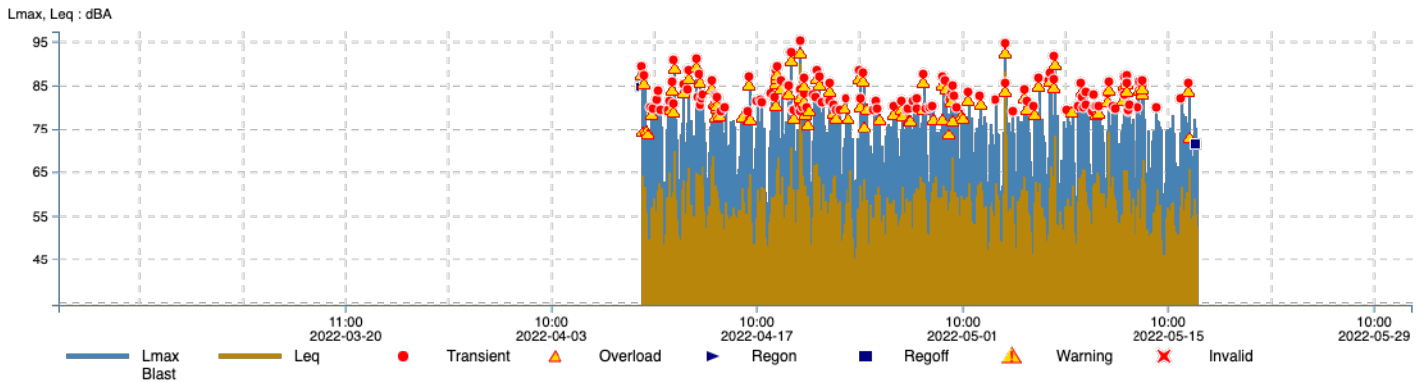
X-span 2022-03-01 00:00:00 - 2022-05-31 23:59:00
Y-span Lmax, Leq : dBA: 37.075 - 109.00

	Lmax	Leq
Max	106.20 dBA	85.90 dBA
Date	2022-03-02	2022-03-02
Time	11:00:00	11:00:00

Project SM Westmead
 Project maintainer [REDACTED]
 Customer Delta Group
 Customer contact [REDACTED]
 Time frame 2022-03-01 00:00 - 2022-05-31 23:59 (Australia/Sydney)

NB!
 Chart data is aggregated by 1 h

Measure point MP_6
 Location 26 Bailey St
 Sensor type S50
 Serial no. 10786, 10923
 Master(s) serial no. 2477
 Latest calibration 2017-08-02, 2022-02-10
 Standard Lmax + Leq
 20-95 dBA Fast
 Unit dBA
 Quantity Sound Pres.Level, Eqv.Sound Pres.L
 Interval time 2 min
 dB Corr -6 dB
 Max Lmax: 95.100 dBA, Leq: 89.90 dBA



X-span 2022-03-01 00:00:00 - 2022-05-31 23:59:00
 Y-span Lmax, Leq : dBA: 34.57 - 97.37

	Lmax	Leq
Max	95.100 dBA	89.90 dBA
Date	2022-04-20	2022-04-20
Time	09:00:00	09:00:00