



# Quarterly Environmental Monitoring Report

Sydney Metro West  
Clyde, Parramatta & Westmead

Prepared for: Delta Group

8th August 2022

Report no. 0121-023-01-Q1

Prepared by [REDACTED]

4/90 Mona Vale Rd  
Mona Vale, NSW 2103

Tel +61 2 9960 1145  
[www.osterman.com.au](http://www.osterman.com.au)  
[info@osterman.com.au](mailto:info@osterman.com.au)

---

1.	INTRODUCTION	5
	1.1. PROJECT OVERVIEW	5
	1.2. SCOPE	5
	1.3. CONSTRUCTION ACTIVITIES	5
2.	MONITORING AND REPORTING	6
	2.1. PERMANENT MONITOR INSTALLATIONS	7
	2.2. ATTENDED MONITORING	7
	2.3. REPORTING	7
3.	PARRAMATTA	8
	3.1. MONITORING LOCATIONS	8
	3.2. NOISE MONITORING RESULTS	8
	3.3. VIBRATION MONITORING RESULTS	9
4.	CLYDE	9
	4.1. MONITORING LOCATIONS	9
	4.2. NOISE MONITORING RESULTS	10
	4.3. VIBRATION MONITORING RESULTS	11
5.	WESTMEAD	12
	5.1. MONITORING LOCATIONS	12
	5.2. NOISE MONITORING RESULTS	12
	5.3. VIBRATION MONITORING RESULTS	13
6.	SUMMARY	13
	APPENDICES	15
	APPENDIX A - EXAMPLE OF PARRAMATTA WEEKLY MONITORING REPORT	15
	APPENDIX B - EXAMPLE OF CLYDE WEEKLY MONITORING REPORT	15
	APPENDIX C - EXAMPLE OF WESTMEAD WEEKLY MONITORING REPORT	16
	APPENDIX D - PARRAMATTA NOISE AND VIBRATION GRAPHS	16
	APPENDIX E - CLYDE NOISE AND VIBRATION GRAPHS	17
	APPENDIX F - WESTMEAD NOISE AND VIBRATION GRAPHS	18

---

## Table of Figures

FIGURE 1: SYDNEY METRO WEST ALIGNMENT	5
FIGURE 2: MONITOR WITH V12 GEOPHONE & S50 MICROPHONE (218 CHURCH ST)	5
FIGURE 3: C22 VIBRATION MONITOR (KIA ORA)	5
FIGURE 4: PARRAMATTA MONITORING LOCATIONS	5
FIGURE 5: CLYDE MONITORING LOCATIONS	6
FIGURE 6: WESTMEAD MONITORING LOCATIONS	7

Revision History				
Rev no.	Date	Description	Prepared by	Reviewed by
0	09/05/2022	Initial Draft		
1	12/05/2022	Update to wording in Section 2		
2	20/07/2022	Incorporate review comments		
3	08/08/2022	Address further comments from Sydney Metro		

This document is and will remain the property of Osterman. No portion of this document, in part or whole, shall be duplicated, imitated or otherwise, in any form without prior written permission of Osterman. The document may only be used for the purposes for which it was commissioned and in accordance with the Terms of Engagement for the commission. This document is subject to copyright laws and is the intellectual property of Osterman.

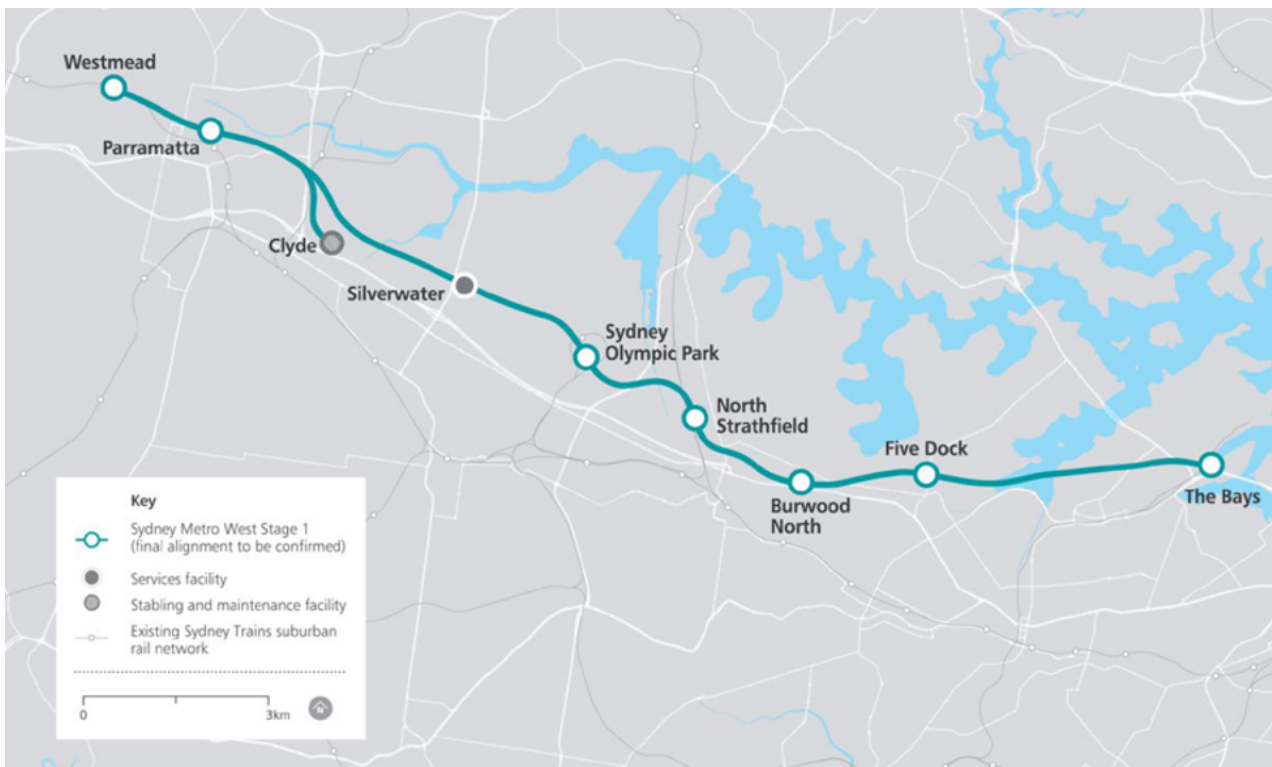


---

# 1. Introduction

## 1.1. Project Overview

The Sydney Metro West project is a new 24-kilometre metro line with stations confirmed at Westmead, Parramatta, Sydney Olympic Park, North Strathfield, Burwood North, Five Dock, The Bays, Pyrmont and Hunter Street in the Sydney CBD. Refer to Figure 1 for an overview of the alignment.



**Figure 1: Sydney Metro West Alignment**

Source: Sydney Metro West Amendment Report

## 1.2. Scope

Delta Pty Ltd (Delta) is responsible for delivering the Enabling Works Package which involves the clearance of structures and vegetation within three sites at Clyde, Parramatta and Westmead. Works are generally broken down into the following stages applicable to all sites:

- i) site establishment works;
- ii) service disconnections and relocations;
- iii) hazardous materials (HAZMAT) removal;
- iv) internal strip-out of structures; and
- v) demolition of existing structures and site clearing.

---

### 1.3. Construction Activities

The degree of noise impact on adjacent sensitive receivers from construction activities is highly dependent on the type and size of machinery used. A list of construction machinery associated with the Scope of Works is provided in Table 1.

Table 1. Construction Equipment and Activities	
Equipment	Construction Activity
Hand tools	Strip Out
2T Excavators	Strip Out
5T Excavators	Strip Out
5T Excavators w/hammer	Structural Demolition
12T Excavators w/hammer	Structural Demolition
47T Excavators w/hammer	Structural Demolition
47T Excavators w/hydraulic shears/pulverisers/bucket	Structural Demolition
Mustang Bobcats	Strip Out
Concrete Saw	Structural Demolition
Trucks	Transport
Concrete Cutters	Structural Demolition

---

## 2. Monitoring and Reporting

### 2.1. Permanent Monitor Installations

Noise and vibration levels were monitored throughout the quarter using the Sigicom INFRA environmental monitoring system. The INFRA system provides real-time, continuous noise and vibration monitoring through its network of Class 1 S50 noise microphones and V12 triaxial geophones (Figure 2), and C22 compact triaxial geophones (Figure 3). Data is uploaded automatically to a central server via the 4G network and is accessible via the INFRA Net web portal. A list of active monitoring points for each of the Parramatta, Clyde and Westmead sites is provided in the relevant sections of this document.



Figure 2: Monitor with V12 Geophone & S50 Microphone (218 Church St)



Figure 3: C22 Vibration Monitor (Kia Ora)

## ***2.2. Attended Monitoring***

No attended noise monitoring was triggered during the current reporting period.

Multiple real-time vibration monitors were installed prior to works commencing adjacent to sensitive receivers. Vibration results were monitored in real time at the commencement of works to confirm vibration levels remained below the threshold for cosmetic damage.

## ***2.3. Reporting***

Data from the permanent monitor installations is collated into a weekly monitoring report for each site and submitted to key stakeholders for ongoing monitoring of compliance. Examples of weekly monitoring reports for the Parramatta, Clyde and Westmead sites are provided in Appendix A, Appendix B and Appendix C, respectively.

This quarterly report has been prepared for the 3-month period commencing December 2021 in accordance with the Noise and Vibration Monitoring Program and Condition C23 of the Planning Approval (SSI 10038), and summarises the data presented in the weekly reports.



### 3. Parramatta

#### 3.1. Monitoring Locations

Active monitoring locations for the Parramatta site are listed in Table 2 and illustrated in Figure 4.

ID	Receiver	Monitor Location	Monitor Type & Serial No.	Monitor Installed	Works Commenced	Monitor Removed
1	25 Smith St	UG Parking	C22 Vibration #102620	01/12/2021	11/12/2021	Active at end of quarter
2	25 Smith St	Level 6 (Internal)	V12 Vibration #25110	01/12/2021	11/12/2021	Active at end of quarter
3	25 Smith St	Level 6 (Internal)	S50 Noise #10883	01/12/2021	11/12/2021	Active at end of quarter
4	62-64 Macquarie St	East Facade	C22 Vibration #102365	07/12/2021	11/12/2021	Active at end of quarter
5	29 Smith St	Level 2 (Balcony)	S50 Noise #10835	07/12/2021	11/12/2021	Active at end of quarter
6	119 Macquarie St	Leigh Memorial Church	S50 Noise #10887	07/12/2021	11/12/2021	Active at end of quarter
7	Roxy Theatre	Perimeter Wall	C22 Vibration #101604	14/01/2022	21/01/2022	Active at end of quarter



Figure 4: Parramatta Monitoring Locations

### 3.2. Noise Monitoring Results

A summary of the quarterly noise monitoring results for the Parramatta site is presented in Table 3.

MP	NML dB(A) $L_{eq}(15\text{ min})$	December 21		January 22		February 22	
		Intervals above NML	Compliance	Intervals above NML	Compliance	Intervals above NML	Compliance
3	45 <sup>#</sup>	234	80%	434	61%	321	69%
5	70	151	83%	162	86%	91	90%
6	45 <sup>#</sup>	34	96%	26	98%	-	-%

<sup>#</sup>Internal NML equivalent to external NML of 70dB(A) assuming 25dB facade reduction

Graphs of the noise monitoring results for the quarter are provided in Appendix D.

The following is noted with regards to noise compliance for the quarter:

- MP 3 (25 Smith St - Internal) - Noise levels at this location were predicted to exceed the internal NML of 45dB(A) at times due to the proximity of works to the receiver and the requirement for some hammering of the adjacent carpark structure. This is reflected in the quarterly results.
- MP 5 (29 Smith St) - As with 25 Smith St, noise levels at this location were predicted to exceed the external NML of 70dB(A) at times, although to a slightly lesser extent due to the marginally greater distance between works and the monitoring location. This is reflected in the quarterly results.
- MP 6 (Leigh Memorial Church - Internal) - While predicted noise levels complied with the internal NML of 45dB(A), some exceedances occurred as a result of the works. It was noted that some exceedances also resulted from activity within the church.

### 3.3. Vibration Monitoring Results

A summary of the quarterly vibration monitoring results for the Parramatta site is presented in Table 4.

MP	Criteria (mm/s)		December 21		January 22		February 22	
	Warning	Halt	No. readings above Warning Level	No. readings above Halt Level	No. readings above Warning Level	No. readings above Halt Level	No. readings above Warning Level	No. readings above Halt Level
1	20	25	0	0	0	0	0	0
2	20	25	0	0	0	0	0	0
4	5	7.5	0	0	0	0	0	0
7	5	7.5	-	-	0	0	1	1

The following is noted with regards to vibration compliance for the quarter:

- A single vibration recording above the Halt criterion was noted at MP7 on the 1st of February. The associated waveform indicated this was due to an isolated impulse event consistent with direct impact on the sensor. This sensor is located at ground level on the rear wall of the Roxy Theatre in a corridor of tight access within the demolition work area. It is anticipated the direct impact was a result of workers moving through the narrow corridor. Vibration was otherwise compliant with the relevant criteria at all Parramatta monitoring locations during the reporting period.
- Vibration levels at the nearest vibration monitor to the Convict Drain (MP1 - 25 Smith Street) exceeded the vibration action limits of 2 & 2.5mm/s for a presumed unsound heritage item in late December 2021. However elevated vibration readings correlated with zero-boundary demolition work (i.e., works directly against the structure being monitored), and these levels complied with the vibration warning criteria of 20 mm/s for “Reinforced or framed structures”.
- Further to the above, Delta undertook works in accordance with the safe distances listed in Table 17 of the DNVIS and avoided the use of hammers within the convict drain curtilage to minimise the potential for adverse vibration impacts.

Graphs of the vibration monitoring results for the quarter are provided in Appendix D.

## 4. Clyde

### 4.1. Monitoring Locations

Active monitoring locations for the Clyde site are listed in Table 5 and illustrated in Figure 5.

**Table 5. Clyde Monitoring Points**

ID	Receiver	Monitor Location	Monitor Type & Serial No.	Monitor Installed	Works Commenced	Monitor Removed
1	2 Unwin St	Veolia Building Facade	V12 Vibration #21760	03/12/2021	11/01/2022	10/02/2022
2	2 Unwin St	Veolia Building Facade	S50 Noise #10895	03/12/2021	11/01/2022	10/02/2022
3	Unwin St	Heritage Wall	V12 Vibration #26270	03/12/2021	11/01/2022	Active at end of quarter
4	Rosehill Racecourse	Perimeter Fence	S50 Noise #10429	11/01/2022	11/01/2022	Active at end of quarter
5	Downer Plant	Office Building	S50 Noise #11135	14/01/2022	11/01/2022	Active at end of quarter

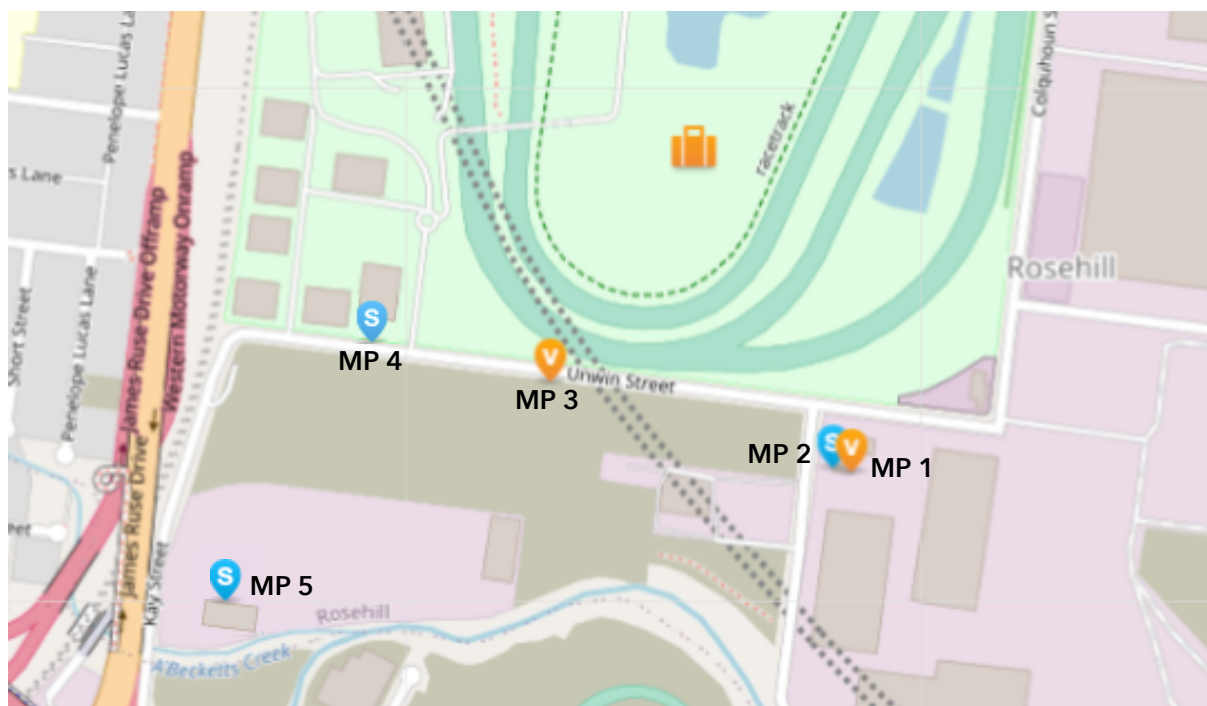


Figure 5: Clyde Monitoring Locations



#### 4.2. Noise Monitoring Results

A summary of the quarterly noise monitoring results for the Clyde site is presented in Table 6.

MP	NML dB(A) $L_{eq}$ (15 min)	December 21		January 22		February 22	
		Intervals above NML	Compliance	Intervals above NML	Compliance	Intervals above NML	Compliance
2	70	58	95%	494	63%	376	14%
4	60	-	-%	718	17%	1083	11%
5	75	-	-%	0	100%	0	100%

Graphs of the vibration monitoring results for the quarter are provided in Appendix E.

The following is noted with regards to noise compliance for the quarter:

- MP 2 (Veolia Building) - Predicted noise levels at this location mostly complied with the NML of 70dB(A) based on an average distance of the works from the receiver. The decreasing compliance during the quarter reflects the decreasing proximity of works to the receiver and progressive diminution of noise shielding from demolition of the building structure at 5 Unwin St.
- MP 4 (Rosehill Garden Stables) - Predicted noise levels resulting from demolition works were on the limit of compliance with the NML of 60dB(A). The potential for exceedance of the criteria was identified in the DNVIS where such works occurred at their closest point to the Stables. This has been reflected in the actual results.
- MP 5 (Downer Plant) - Predicted noise levels resulting from demolition works complied with the NML of 75dB(A). This is reflected in the actual results.

#### 4.3. Vibration Monitoring Results

A summary of the quarterly vibration monitoring results for the Clyde site is presented in Table 7.

MP	Criteria (mm/s)		December 21		January 22		February 22	
	Warning	Halt	No. readings above Warning Level	No. readings above Halt Level	No. readings above Warning Level	No. readings above Halt Level	No. readings above Warning Level	No. readings above Halt Level
1	5	7.5	0	0	0	0	0	0

---

**Table 7. Vibration Compliance - Clyde**

MP	Criteria (mm/s)		December 21		January 22		February 22	
	Warning	Halt	No. readings above Warning Level	No. readings above Halt Level	No. readings above Warning Level	No. readings above Halt Level	No. readings above Warning Level	No. readings above Halt Level
<b>3</b>	5	7.5	0	0	0	0	0	0

Vibration was compliant with the relevant criteria at all Clyde monitoring locations during the reporting period.

Graphs of the vibration monitoring results for the quarter are provided in Appendix E.

## 5. Westmead

### 5.1. Monitoring Locations

Active monitoring locations for the Westmead site are listed in Table 8 and illustrated in Figure 6.

**Table 8. Westmead Monitoring Points**

ID	Receiver	Monitor Location	Monitor Type & Serial No.	Monitor Installed	Works Commenced	Monitor Removed
1	2 Hassall St	Front façade	V12 Vibration #25650	07/12/2021	10/12/2021	6/1/2022
2	2 Hassall St	Front façade	S50 Noise #11103	07/12/2021	10/12/2021	6/1/2022
3	Westmead Public School	Front façade	V12 Vibration #25750	11/01/2022	10/02/2022	Active at end of quarter
4	Westmead Public School	Front façade	S50 Noise #10087	11/01/2022	10/02/2022	Active at end of quarter
5	26 Bailey St	Front façade	V12 Vibration #25910	31/01/2022	10/02/2022	Active at end of quarter
6	26 Bailey St	Front façade	S50 Noise #10923	31/01/2022	10/02/2022	Active at end of quarter

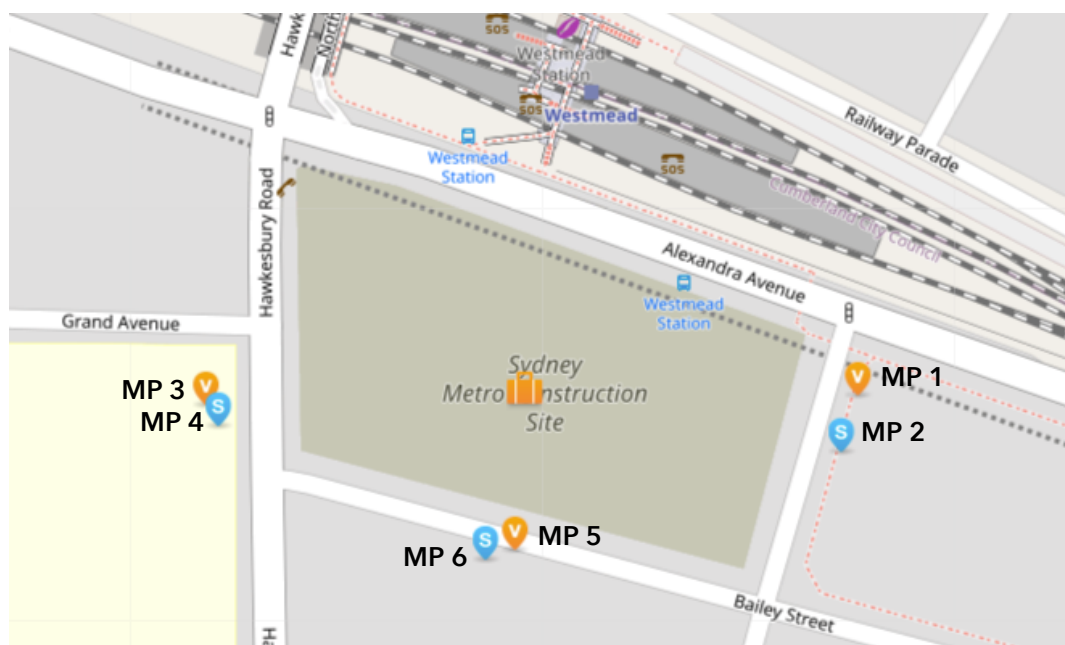


Figure 6: Westmead Monitoring Locations

## 5.2. Noise Monitoring Results

A summary of the quarterly noise monitoring results for the Westmead site is presented in Table 9.

MP	NML dB(A) $L_{eq}$ (15 min)	December 21		January 22		February 22	
		Intervals above NML	Compliance	Intervals above NML	Compliance	Intervals above NML	Compliance
2	59	171	84%	1	99%	-	-%
4	65	-	-%	25	97%	5	100%
6	59	-	-%	-	-%	68	94%

A generally high compliance with NMLs was noted for the Westmead site. Noise levels were predicted to occasionally exceed NMLs at the nearest sensitive receivers where demolition of multi-level apartment buildings required some hammering to be conducted. This is reflected in the quarterly results.

## 5.3. Vibration Monitoring Results

A summary of the quarterly vibration monitoring results for the Westmead site is presented in Table 10.

MP	Criteria (mm/s)		December 21		January 22		February 22	
	Warning	Halt	No. readings above Warning Level	No. readings above Halt Level	No. readings above Warning Level	No. readings above Halt Level	No. readings above Warning Level	No. readings above Halt Level
1	5	7.5	0	0	0	0	-	-
3	5	7.5	-	-	0	0	0	0
5	5	7.5	-	-	-	-	0	0

Vibration was compliant with the relevant criteria at all monitoring locations during the reporting period.

Graphs of the vibration monitoring results for the quarter are provided in Appendix F.

---

## 6. Summary

Noise and vibration levels resulting from Delta's scope of works across the Parramatta, Clyde and Westmead Sites has been reviewed for the quarter.

Whilst noise levels have, at times, exceeded the relevant criteria, this is mostly in line with the noise levels predicted and documented in the relevant DNVIS.

Vibration levels were compliant with criteria at all monitoring locations during the quarter.

It is noted that although demolition works are acknowledged to generate high levels of noise and vibration, no noise or vibration related complaints were received during the quarter. This was owing to the effective implementation of a range of mitigation measures as described in the relevant DNVIS (e.g., the use of quieter and less vibration emitting methods, and implementation of respite periods) and effective ongoing community consultation.

---

## Appendices

### *Appendix A - Example of Parramatta Weekly Monitoring Report*

This page intentionally left blank



11 April 2022

Delta Group

Project Manager

## Environmental Monitoring Report - Sydney Metro Parramatta Project 15th December - 21st December 2021

Please find attached environmental monitoring results for the Sydney Metro Parramatta Project from the 15th of December to the 21st of December 2021.

There were 6 active monitoring points during the reporting period, as follows:

- Mp 1 - Vibration monitoring at 25 Smith St, UG Parking
- Mp 2 - Vibration monitoring at 25 Smith St, Level 6
- Mp 3 - Noise monitoring at 25 Smith St, Level 6 (Internal)
- Mp 4 - Vibration monitoring at 62-64 Macquarie St - East Facade
- Mp 5 - Noise monitoring at 29 Smith St, Level 2 Balcony
- Mp 6 - Noise monitoring at 119 Macquarie St - Leigh Memorial Church (Internal)

The position of the current monitoring points are shown in Figure 1 below.



Figure 1: Monitoring Locations

## Noise Monitoring Results

Table 1. LAeq (15min) results from MP 3 - 25 Smith St					
Date	Time	Range dBA LAeq (15min)	Average dBA LAeq (15min)	NML LAeq (15min)	No. of intervals above NML
15/12/2021	7:00 to 18:00	34 to 56	47	45dBA#	27
16/12/2021	7:00 to 18:00	34 to 56	46	45dBA#	26
17/12/2021	7:00 to 18:00	36 to 54	46	45dBA#	25
18/12/2021	7:00 to 18:00	33 to 53	42	45dBA#	16
19/12/2021	7:00 to 18:00	34 to 40	37	45dBA#	None
20/12/2021	7:00 to 18:00	36 to 56	48	45dBA#	31
21/12/2021	7:00 to 18:00	36 to 56	50	45dBA#	33

#Internal NML equivalent to external NML of 70dB(A) assuming 25dB facade reduction

Noise intervals were routinely above the Noise Management Level (NML) for the internal 25 Smith St monitoring point during all working days of the reporting period.

Table 2. LAeq (15min) results from MP 5 - 29 Smith St					
Date	Time	Range dBA LAeq (15min)	Average dBA LAeq (15min)	NML LAeq (15min)	No. of intervals above NML
15/12/2021	7:00 to 18:00	55 to 75	67	70dBA	23
16/12/2021	7:00 to 18:00	53 to 75	66	70dBA	18
17/12/2021	7:00 to 18:00	53 to 73	66	70dBA	18
18/12/2021	7:00 to 18:00	52 to 72	60	70dBA	7
19/12/2021	7:00 to 18:00	49 to 56	52	70dBA	None
20/12/2021	7:00 to 18:00	55 to 76	66	70dBA	18
21/12/2021	7:00 to 18:00	55 to 75	68	70dBA	29

Noise intervals were routinely above the Noise Management Level (NML) for the 29 Smith St L2 Balcony monitoring point during all working days of the reporting period.



**Table 3. LAeq (15min) results from MP 6 - Leigh Memorial Church**

Date	Time	Range dBA LAeq (15min)	Average dBA LAeq (15min)	NML LAeq (15min)	No. of intervals above NML
15/12/2021	7:00 to 18:00	36 to 46	40	45dBA#	1
16/12/2021	7:00 to 18:00	34 to 61	42	45dBA#	5
17/12/2021	7:00 to 18:00	30 to 51	39	45dBA#	1
18/12/2021	7:00 to 18:00	24 to 44	33	45dBA#	None
19/12/2021	7:00 to 18:00	34 to 67	53	45dBA#	33
20/12/2021	7:00 to 18:00	30 to 47	38	45dBA#	2
21/12/2021	7:00 to 18:00	30 to 43	39	45dBA#	None

#Internal NML equivalent to external NML of 70dB(A) assuming 25dB facade reduction

Numerous noise intervals above the Noise Management Level (NML) were noted for the internal Leigh Memorial Church monitoring point during the 11th to 13th of December.

### **Vibration Monitoring Results**

Vibration results for the reporting period are presented in Table 4.

		Table 4. Vibration Results								
MP	Location	Criteria (mm/s)	Maximum PPV (mm/s)							Tue 21/12
			Wed 15/12	Thu 16/12	Fri 17/12	Sat 18/12	Sun 19/12	Mon 20/12		
1	25 Smith St - UG parking	25	3.25	3.4	4.95	3.45	0.1	6.75	7	
2	25 Smith St - Level 6	25	1.55	2.45	2.25	1	0.3	1.9	1.85	
4	62-64 Macquarie St - East	7.5	0.74	0.45	0.4	0.55	0.5	0.5	0.6	

There were no exceedances of the vibration criteria during the reporting period.

## **Meteorological Conditions**

Meteorological conditions for the reporting period are provided below. These have been sourced from the Bureau of Meteorology website.

<b>Table 5. Meteorological Conditions</b>										
Date	9am Temp (°C)	9am relative humidity (%)	9am cloud amount (oktas)	9am wind direction	9am wind speed (km/h)	3pm Temp (°C)	3pm relative humidity (%)	3pm cloud amount (oktas)	3pm wind direction	3pm wind speed (km/h)
15/12/2021	22.6	73		W	6	30.3	49		ESE	15
16/12/2021	22.4	75		S	13	21.9	72		SE	24
17/12/2021	20.7	74			Calm	24.8	61		E	15
18/12/2021	25.1	68		N	9	36.7	39		NNW	7
19/12/2021	28.2	60		N	11	33.7	36		W	24
20/12/2021	23.5	74		SE	13	28.4	63		E	15
21/12/2021	25.7	45		WSW	9	29.6	46		ESE	17

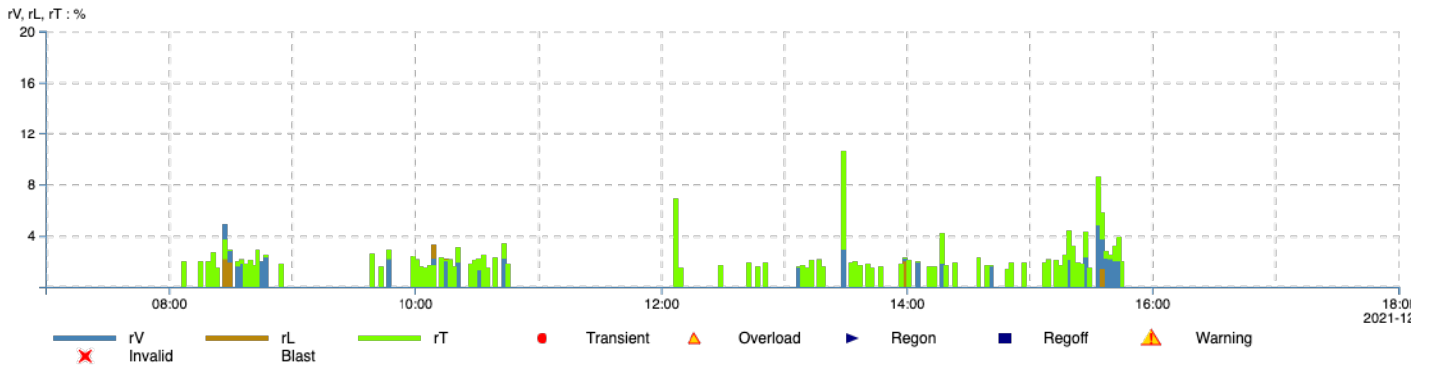
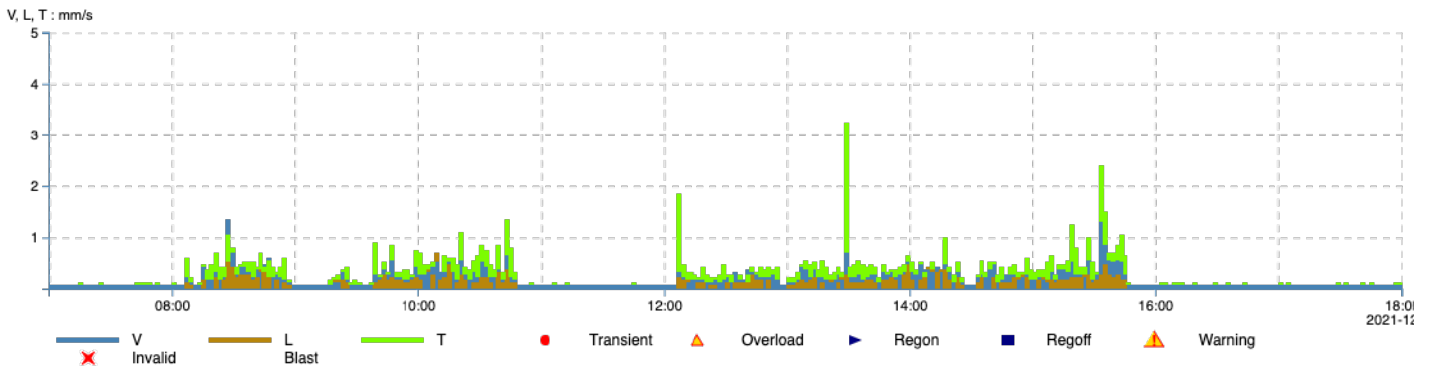
All recorded noise and vibration results from the project, as well as all raw data, will be stored for a minimum of 10 years on the Infra Net website.

Regards,



Consulting Engineer

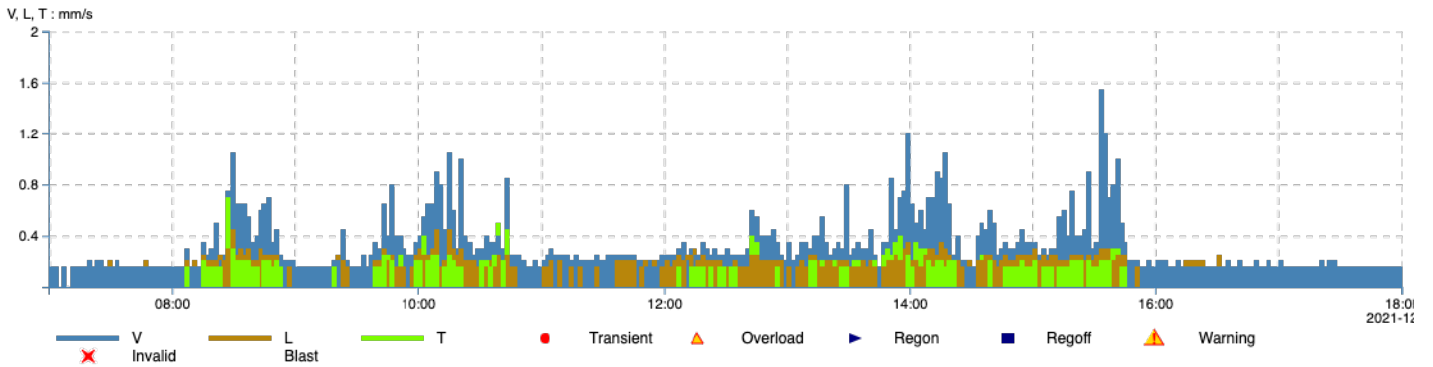
**Project** SM Parramatta  
**Project maintainer** ██████████  
**Customer** Delta Group  
**Customer contact** Angus Lumsden (+61431501281)  
**Time frame** 2021-12-15 07:00 - 2021-12-15 18:00 (Australia/Sydney)  
**Measure point** MP\_1  
**Location** 25 Smith St - UG Parking  
**Sensor type** C22  
**Serial no.** 102620  
**Master(s) serial no.** 102620  
**Latest calibration** 2021-09-21  
**Standard** DIN4150-3 Anlage 250mm/s 1-315Hz  
**Unit** mm/s, %  
**Quantity** Velocity  
**Interval time** 2 min  
**Frequency weighting** Zeile 1  
**Max** V: 1.35 mm/s, L: 0.70 mm/s, T: 3.25 mm/s, rV: 4.95 %, rL: 3.37 %, rT: 10.60 %



**X-span** 2021-12-15 07:00:00 - 2021-12-15 18:00:00  
**Y-span** V, L, T : mm/s: 0.0 - 5.0, rV, rL, rT : %: 0.0 - 20.0

	V	L	T	rV	rL	rT
<b>Max</b>	1.35 mm/s	0.70 mm/s	3.25 mm/s	4.95 %	3.37 %	10.60 %
<b>Date</b>	2021-12-15	2021-12-15	2021-12-15	2021-12-15	2021-12-15	2021-12-15
<b>Time</b>	08:28:00	10:10:00	13:30:00	08:28:00	10:10:00	13:30:00

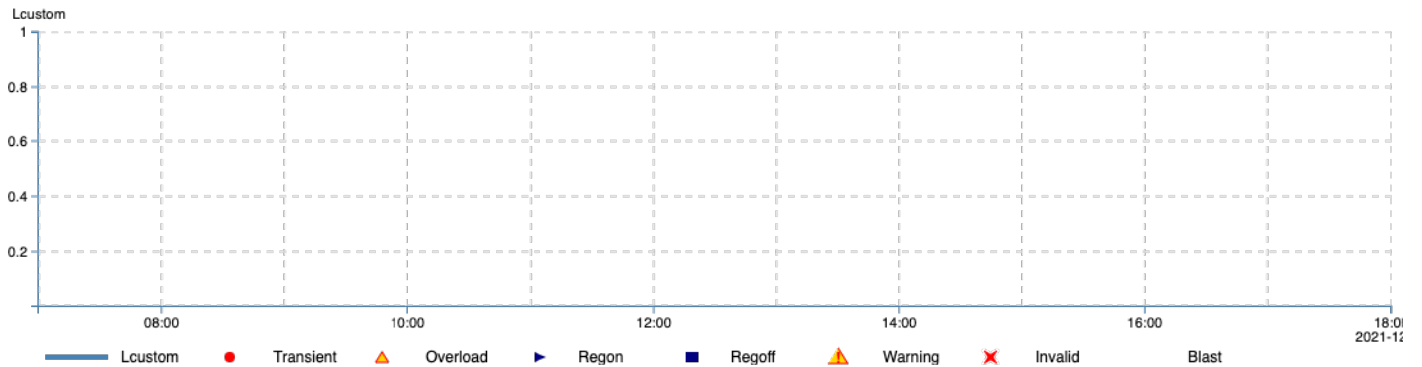
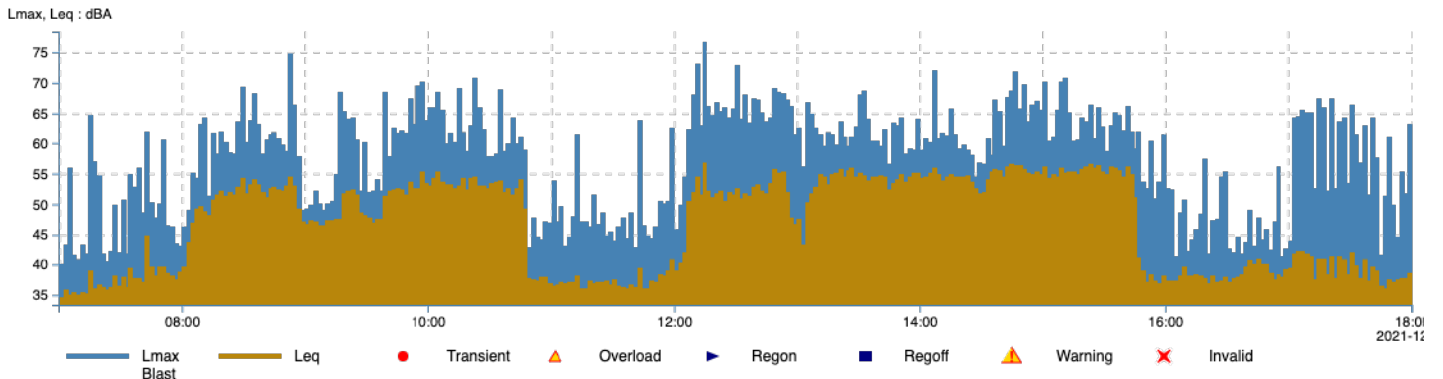
**Project** SM Parramatta  
**Project maintainer** ██████████  
**Customer** Delta Group  
**Customer contact** ██████████  
**Time frame** 2021-12-15 07:00 - 2021-12-15 18:00 (Australia/Sydney)  
**Measure point** MP\_2  
**Location** 25 Smith St - Level 6  
**Sensor type** V12  
**Serial no.** 25110  
**Master(s) serial no.** 2478  
**Latest calibration** 2021-09-23  
**Standard** DIN4150-3 + Freq  
 250 mm/s 1-315Hz  
**Unit** mm/s  
**Quantity** Velocity  
**Interval time** 2 min  
**Max** V: 1.55 mm/s, L: 0.45 mm/s, T: 0.70 mm/s



**X-span** 2021-12-15 07:00:00 - 2021-12-15 18:00:00  
**Y-span** V, L, T : mm/s: 0.0 - 2.0

	V	L	T
<b>Max</b>	1.55 mm/s	0.45 mm/s	0.70 mm/s
<b>Date</b>	2021-12-15	2021-12-15	2021-12-15
<b>Time</b>	15:34:00	08:30:00	08:28:00

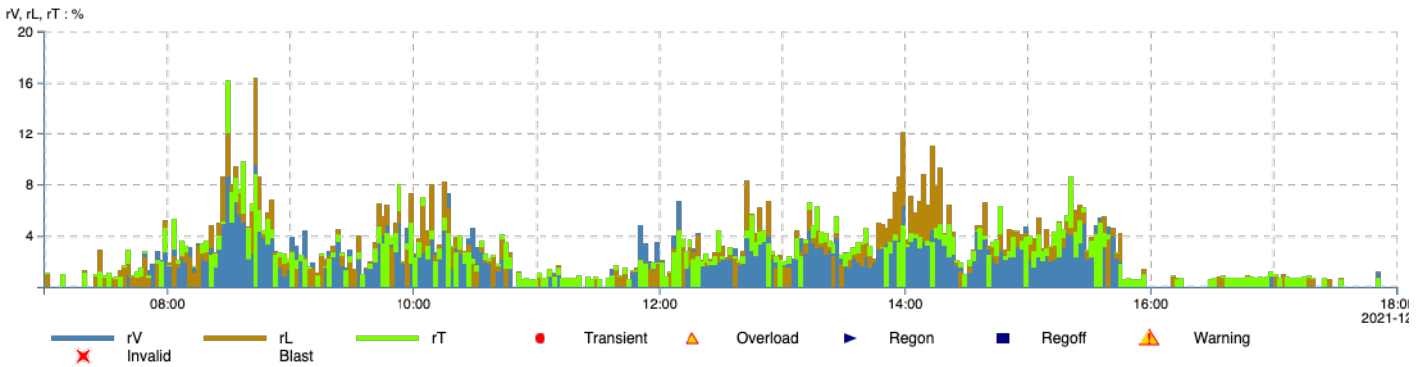
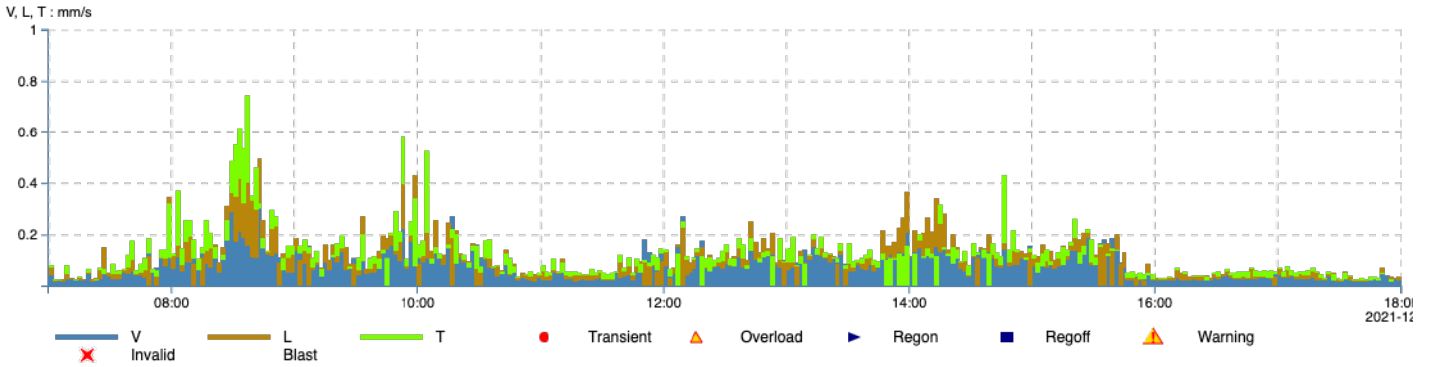
**Project** SM Parramatta  
**Project maintainer** ██████████  
**Customer** Delta Group  
**Customer contact** ██████████  
**Time frame** 2021-12-15 07:00 - 2021-12-15 18:00 (Australia/Sydney)  
**Measure point** MP\_3  
**Location** 25 Smith St - Level 6  
**Sensor type** S50  
**Serial no.** 10883  
**Master(s) serial no.** 2478  
**Latest calibration** 2021-09-21  
**Standard** Lmax + Leq  
 30-105 dBA Fast  
**Unit** dBA  
**Quantity** Sound Pres.Level, Eqv.Sound Pres.L  
**Interval time** 2 min  
**Max** Lmax: 76.60 dBA, Leq: 56.70 dBA, Lcustom:



**X-span** 2021-12-15 07:00:00 - 2021-12-15 18:00:00  
**Y-span** Lmax, Leq : dBA: 33.50 - 78.43, Lcustom: 0.0 - 1.0

	Lmax	Leq	Lcustom
<b>Max</b>	76.60 dBA	56.70 dBA	-
<b>Date</b>	2021-12-15	2021-12-15	-
<b>Time</b>	12:16:00	12:16:00	-

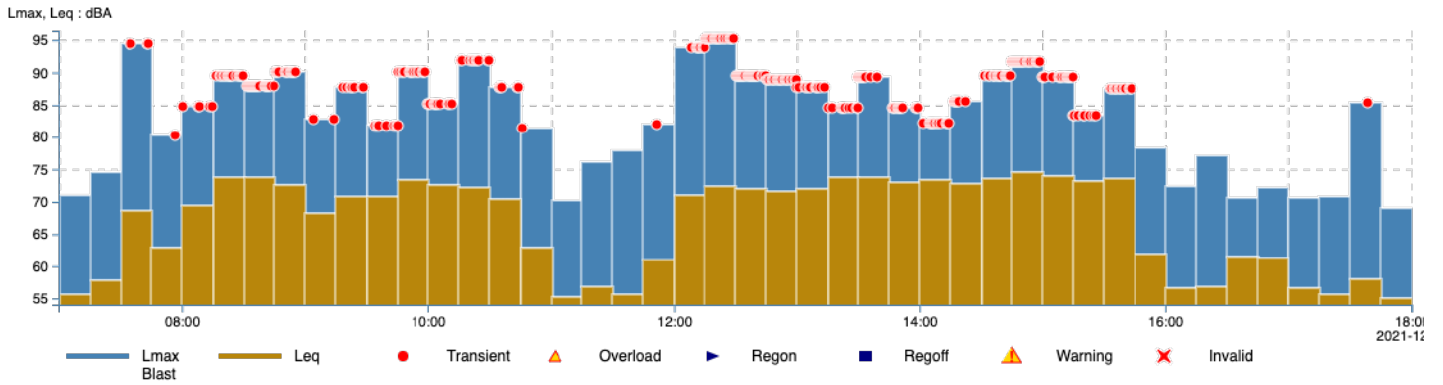
**Project** SM Parramatta  
**Project maintainer** ██████████  
**Customer** Delta Group  
**Customer contact** ██████████  
**Time frame** 2021-12-15 07:00 - 2021-12-15 18:00 (Australia/Sydney)  
**Measure point** MP\_4  
**Location** 62-64 Macquarie St - East (Kia Ora Bldg)  
**Sensor type** C22  
**Serial no.** 102365  
**Master(s) serial no.** 102365  
**Latest calibration** 2021-09-29  
**Standard** DIN4150-3 Anlage 25mm/s 1-315Hz  
**Unit** mm/s, %  
**Quantity** Velocity  
**Interval time** 2 min  
**Frequency weighting** Zeile 3  
**Max** V: 0.30 mm/s, L: 0.49 mm/s, T: 0.74 mm/s, rV: 9.51 %, rL: 16.40 %, rT: 16.20 %



**X-span** 2021-12-15 07:00:00 - 2021-12-15 18:00:00  
**Y-span** V, L, T : mm/s: 0.0 - 1.0, rV, rL, rT : %: 0.0 - 20.0

	V	L	T	rV	rL	rT
<b>Max</b>	0.30 mm/s	0.49 mm/s	0.74 mm/s	9.51 %	16.40 %	16.20 %
<b>Date</b>	2021-12-15	2021-12-15	2021-12-15	2021-12-15	2021-12-15	2021-12-15
<b>Time</b>	08:44:00	08:44:00	08:38:00	08:44:00	08:44:00	08:30:00

**Project** SM Parramatta  
**Project maintainer** ██████████  
**Customer** Delta Group  
**Customer contact** ██████████  
**Time frame** 2021-12-15 07:00 - 2021-12-15 18:00 (Australia/Sydney)  
**Measure point** MP\_5  
**Location** 29 Smith St - L2 balcony  
**Sensor type** S50  
**Serial no.** 10835  
**Master(s) serial no.** 2329  
**Latest calibration** 2021-09-21  
**Standard** Lmax + Leq  
 55-130 dBA Fast  
**Unit** dBA  
**Quantity** Sound Pres.Level, Eqv.Sound Pres.L  
**Interval time** 15 min  
**dB Corr** -6 dB  
**Max** Lmax: 95.20 dBA, Leq: 74.50 dBA

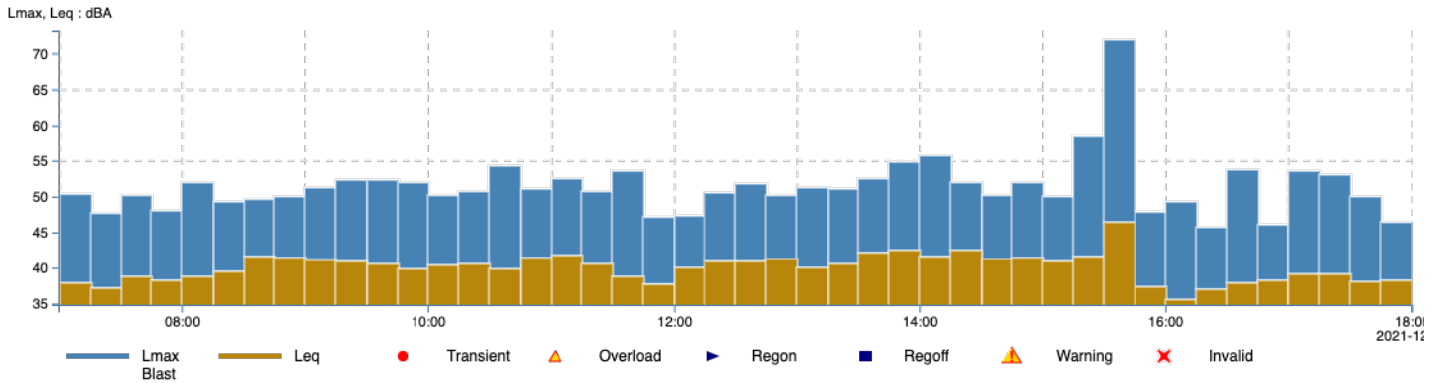


**X-span** 2021-12-15 07:00:00 - 2021-12-15 18:00:00

**Y-span** Lmax, Leq : dBA: 54.13 - 96.51

	<b>Lmax</b>	<b>Leq</b>
<b>Max</b>	95.20 dBA	74.50 dBA
<b>Date</b>	2021-12-15	2021-12-15
<b>Time</b>	12:30:00	15:00:00

**Project** SM Parramatta  
**Project maintainer** ██████████  
**Customer** Delta Group  
**Customer contact** ██████████  
**Time frame** 2021-12-15 07:00 - 2021-12-15 18:00 (Australia/Sydney)  
**Measure point** MP\_6  
**Location** 119 Macquarie St (Leigh Memorial Church)  
**Sensor type** S50  
**Serial no.** 10887  
**Master(s) serial no.** 2666  
**Latest calibration** 2021-05-03  
**Standard** Lmax + Leq  
 30-105 dBA Fast  
**Unit** dBA  
**Quantity** Sound Pres.Level, Eqv.Sound Pres.L  
**Interval time** 15 min  
**dB Corr** -7 dB  
**Max** Lmax: 71.90 dBA, Leq: 46.40 dBA



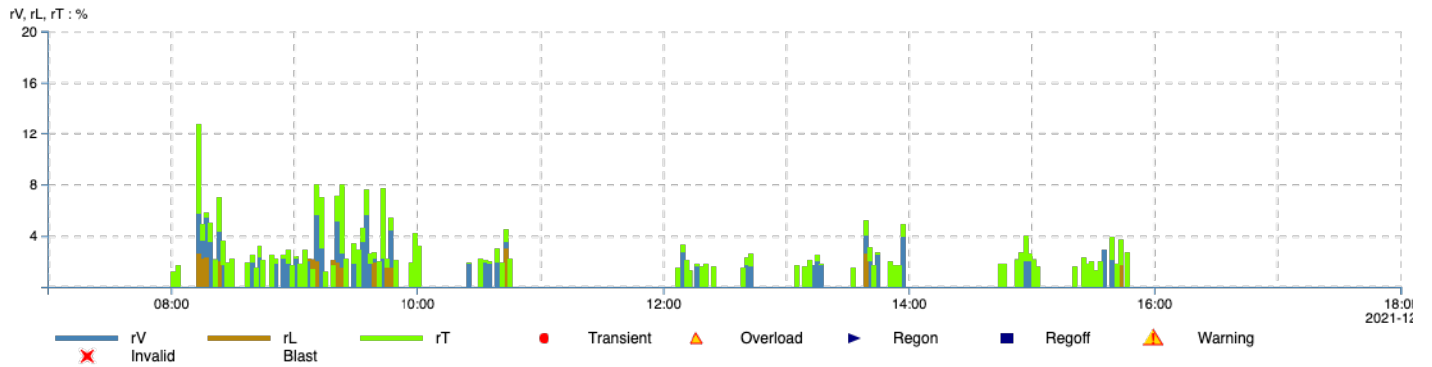
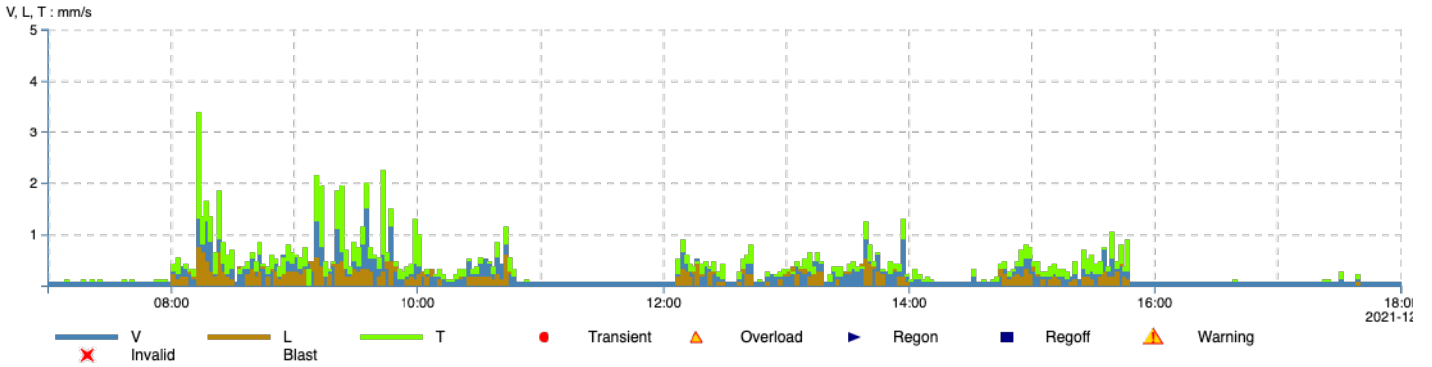
**X-span** 2021-12-15 07:00:00 - 2021-12-15 18:00:00

**Y-span** Lmax, Leq : dBA: 34.95 - 73.21

	<b>Lmax</b>	<b>Leq</b>
<b>Max</b>	71.90 dBA	46.40 dBA
<b>Date</b>	2021-12-15	2021-12-15
<b>Time</b>	15:45:00	15:45:00



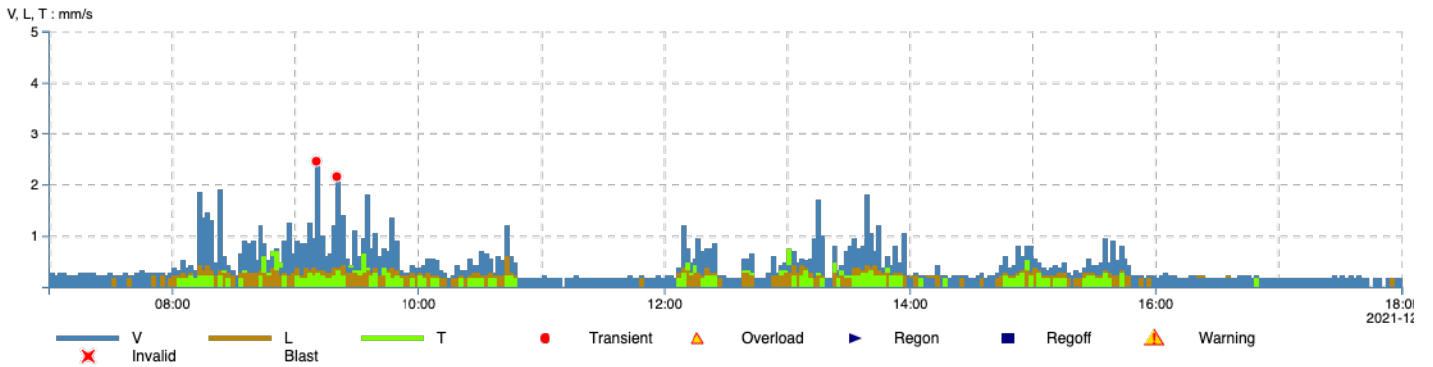
**Project** SM Parramatta  
**Project maintainer** ██████████  
**Customer** Delta Group  
**Customer contact** ██████████  
**Time frame** 2021-12-16 07:00 - 2021-12-16 18:00 (Australia/Sydney)  
**Measure point** MP\_1  
**Location** 25 Smith St - UG Parking  
**Sensor type** C22  
**Serial no.** 102620  
**Master(s) serial no.** 102620  
**Latest calibration** 2021-09-21  
**Standard** DIN4150-3 Anlage 250mm/s 1-315Hz  
**Unit** mm/s, %  
**Quantity** Velocity  
**Interval time** 2 min  
**Frequency weighting** Zeile 1  
**Max** V: 1.50 mm/s, L: 0.75 mm/s, T: 3.40 mm/s, rV: 5.69 %, rL: 3.050 %, rT: 12.80 %



**X-span** 2021-12-16 07:00:00 - 2021-12-16 18:00:00  
**Y-span** V, L, T : mm/s: 0.0 - 5.0, rV, rL, rT : %: 0.0 - 20.0

	V	L	T	rV	rL	rT
<b>Max</b>	1.50 mm/s	0.75 mm/s	3.40 mm/s	5.69 %	3.050 %	12.80 %
<b>Date</b>	2021-12-16	2021-12-16	2021-12-16	2021-12-16	2021-12-16	2021-12-16
<b>Time</b>	09:36:00	08:14:00	08:14:00	08:14:00	10:44:00	08:14:00

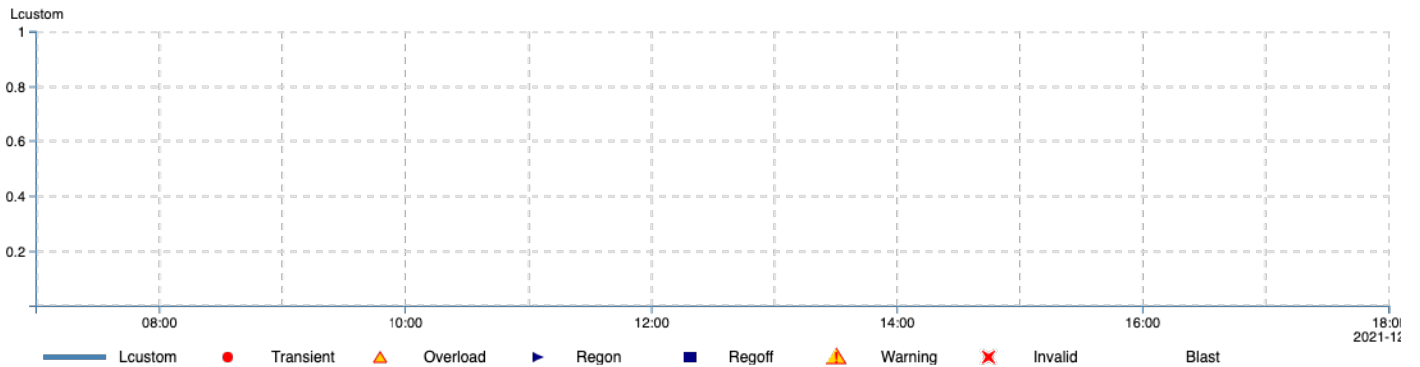
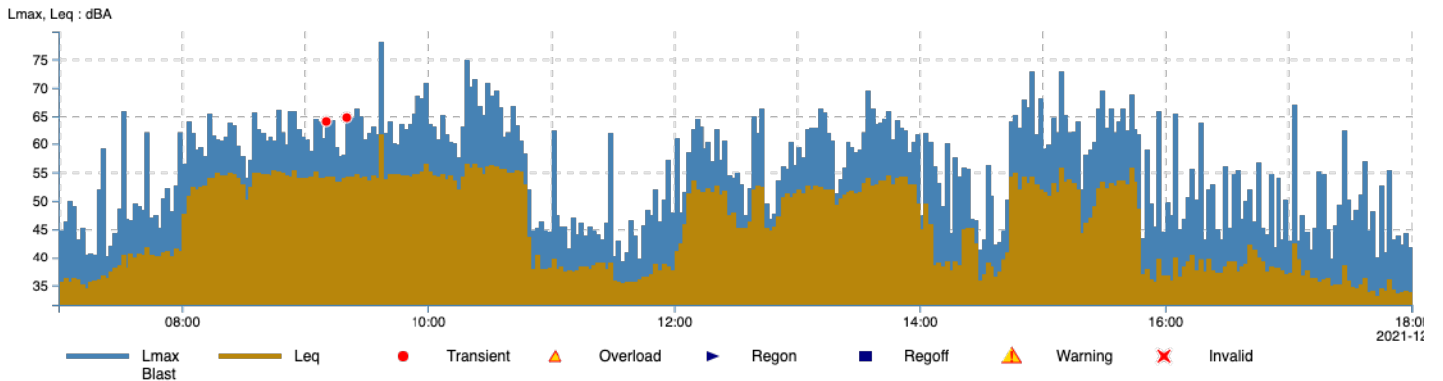
**Project** SM Parramatta  
**Project maintainer** ██████████  
**Customer** Delta Group  
**Customer contact** ██████████  
**Time frame** 2021-12-16 07:00 - 2021-12-16 18:00 (Australia/Sydney)  
**Measure point** MP\_2  
**Location** 25 Smith St - Level 6  
**Sensor type** V12  
**Serial no.** 25110  
**Master(s) serial no.** 2478  
**Latest calibration** 2021-09-23  
**Standard** DIN4150-3 + Freq  
 250 mm/s 1-315Hz  
**Unit** mm/s  
**Quantity** Velocity  
**Interval time** 2 min  
**Max** V: 2.45 mm/s, L: 0.60 mm/s, T: 0.75 mm/s



**X-span** 2021-12-16 07:00:00 - 2021-12-16 18:00:00  
**Y-span** V, L, T : mm/s: 0.0 - 5.0

	V	L	T
<b>Max</b>	2.45 mm/s	0.60 mm/s	0.75 mm/s
<b>Date</b>	2021-12-16	2021-12-16	2021-12-16
<b>Time</b>	09:12:00	10:44:00	13:02:00

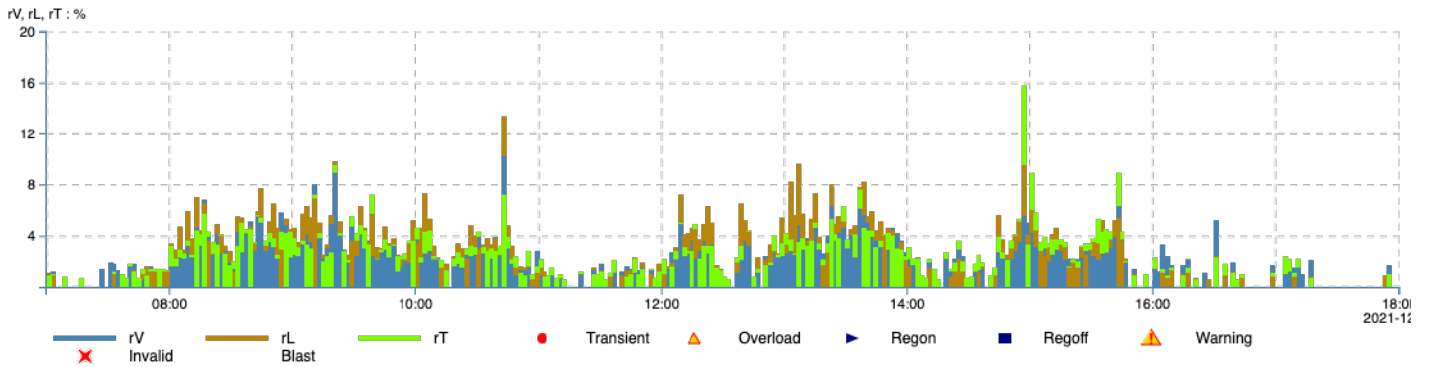
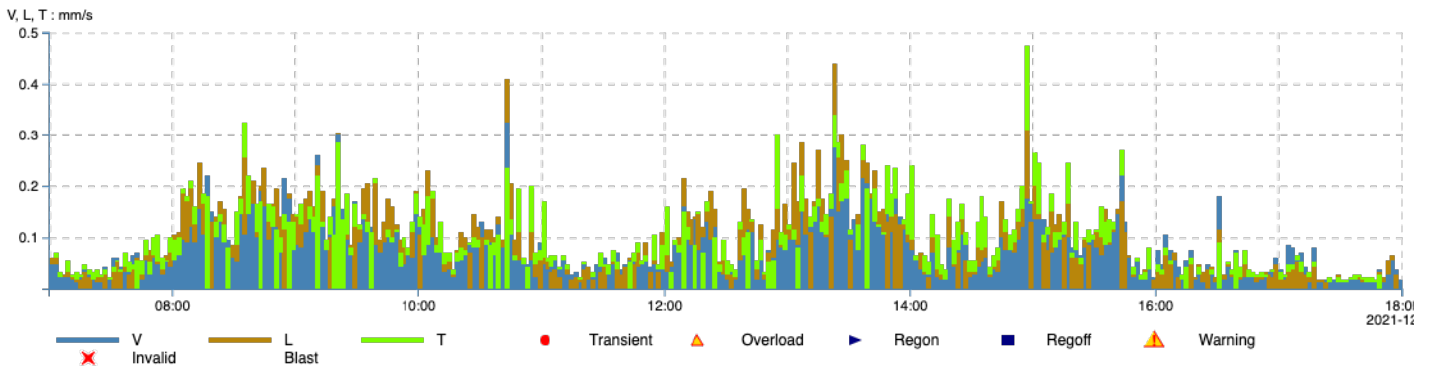
**Project** SM Parramatta  
**Project maintainer** ██████████  
**Customer** Delta Group  
**Customer contact** ██████████  
**Time frame** 2021-12-16 07:00 - 2021-12-16 18:00 (Australia/Sydney)  
**Measure point** MP\_3  
**Location** 25 Smith St - Level 6  
**Sensor type** S50  
**Serial no.** 10883  
**Master(s) serial no.** 2478  
**Latest calibration** 2021-09-21  
**Standard** Lmax + Leq  
 30-105 dBA Fast  
**Unit** dBA  
**Quantity** Sound Pres.Level, Eqv.Sound Pres.L  
**Interval time** 2 min  
**Max** Lmax: 78.0 dBA, Leq: 61.60 dBA, Lcustom:



**X-span** 2021-12-16 07:00:00 - 2021-12-16 18:00:00  
**Y-span** Lmax, Leq : dBA: 31.68 - 79.94, Lcustom: 0.0 - 1.0

	Lmax	Leq	Lcustom
<b>Max</b>	78.0 dBA	61.60 dBA	-
<b>Date</b>	2021-12-16	2021-12-16	-
<b>Time</b>	09:38:00	09:38:00	-

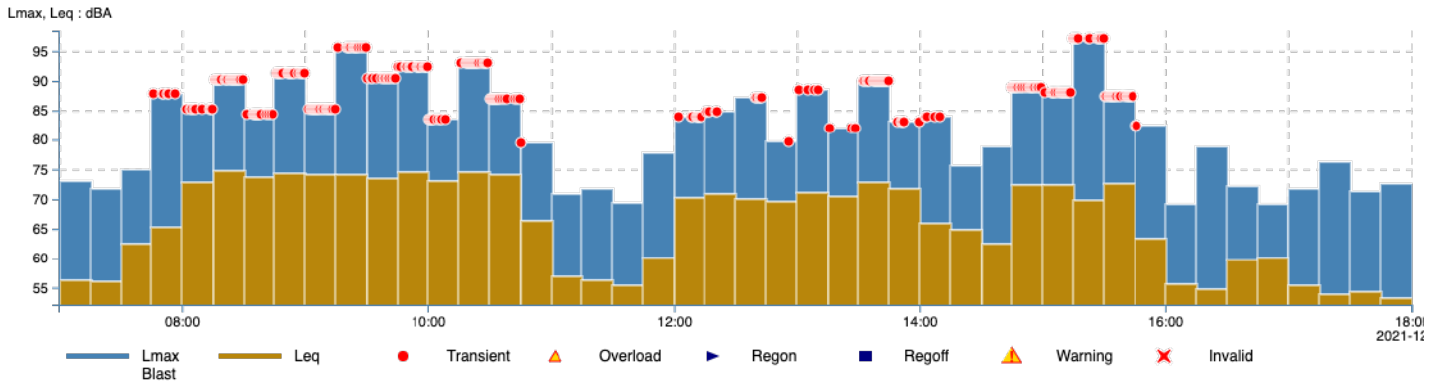
**Project** SM Parramatta  
**Project maintainer** ██████████  
**Customer** Delta Group  
**Customer contact** ██████████  
**Time frame** 2021-12-16 07:00 - 2021-12-16 18:00 (Australia/Sydney)  
**Measure point** MP\_4  
**Location** 62-64 Macquarie St - East (Kia Ora Bldg)  
**Sensor type** C22  
**Serial no.** 102365  
**Master(s) serial no.** 102365  
**Latest calibration** 2021-09-29  
**Standard** DIN4150-3 Anlage 25mm/s 1-315Hz  
**Unit** mm/s, %  
**Quantity** Velocity  
**Interval time** 2 min  
**Frequency weighting** Zeile 3  
**Max** V: 0.33 mm/s, L: 0.44 mm/s, T: 0.47 mm/s, rV: 10.20 %, rL: 13.40 %, rT: 15.80 %



**X-span** 2021-12-16 07:00:00 - 2021-12-16 18:00:00  
**Y-span** V, L, T : mm/s: 0.0 - 0.50, rV, rL, rT : %: 0.0 - 20.0

	V	L	T	rV	rL	rT
<b>Max</b>	0.33 mm/s	0.44 mm/s	0.47 mm/s	10.20 %	13.40 %	15.80 %
<b>Date</b>	2021-12-16	2021-12-16	2021-12-16	2021-12-16	2021-12-16	2021-12-16
<b>Time</b>	10:44:00	13:24:00	14:58:00	10:44:00	10:44:00	14:58:00

**Project** SM Parramatta  
**Project maintainer** ██████████  
**Customer** Delta Group  
**Customer contact** ██████████  
**Time frame** 2021-12-16 07:00 - 2021-12-16 18:00 (Australia/Sydney)  
**Measure point** MP\_5  
**Location** 29 Smith St - L2 balcony  
**Sensor type** S50  
**Serial no.** 10835  
**Master(s) serial no.** 2329  
**Latest calibration** 2021-09-21  
**Standard** Lmax + Leq  
 55-130 dBA Fast  
**Unit** dBA  
**Quantity** Sound Pres.Level, Eqv.Sound Pres.L  
**Interval time** 15 min  
**dB Corr** -6 dB  
**Max** Lmax: 97.100 dBA, Leq: 74.80 dBA

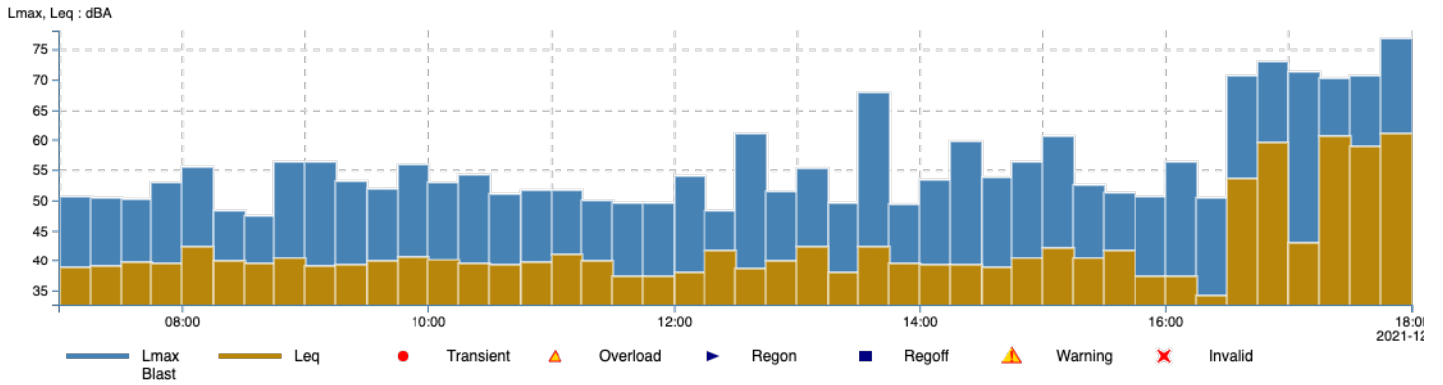


**X-span** 2021-12-16 07:00:00 - 2021-12-16 18:00:00

**Y-span** Lmax, Leq : dBA: 52.22 - 98.50

	<b>Lmax</b>	<b>Leq</b>
<b>Max</b>	97.100 dBA	74.80 dBA
<b>Date</b>	2021-12-16	2021-12-16
<b>Time</b>	15:30:00	08:30:00

**Project** SM Parramatta  
**Project maintainer** ██████████  
**Customer** Delta Group  
**Customer contact** ██████████  
**Time frame** 2021-12-16 07:00 - 2021-12-16 18:00 (Australia/Sydney)  
**Measure point** MP\_6  
**Location** 119 Macquarie St (Leigh Memorial Church)  
**Sensor type** S50  
**Serial no.** 10887  
**Master(s) serial no.** 2666  
**Latest calibration** 2021-05-03  
**Standard** Lmax + Leq  
 30-105 dBA Fast  
**Unit** dBA  
**Quantity** Sound Pres.Level, Eqv.Sound Pres.L  
**Interval time** 15 min  
**dB Corr** -7 dB  
**Max** Lmax: 76.70 dBA, Leq: 60.90 dBA

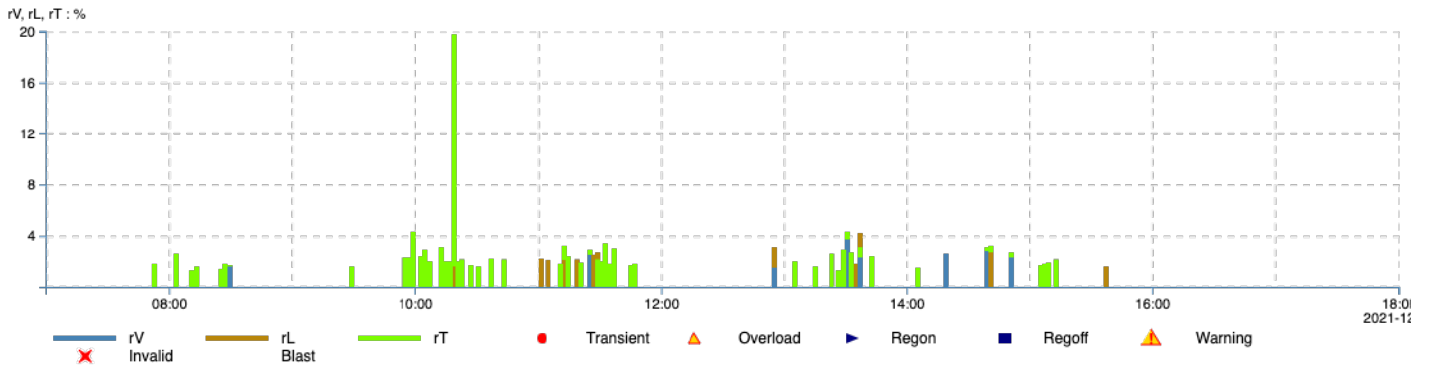
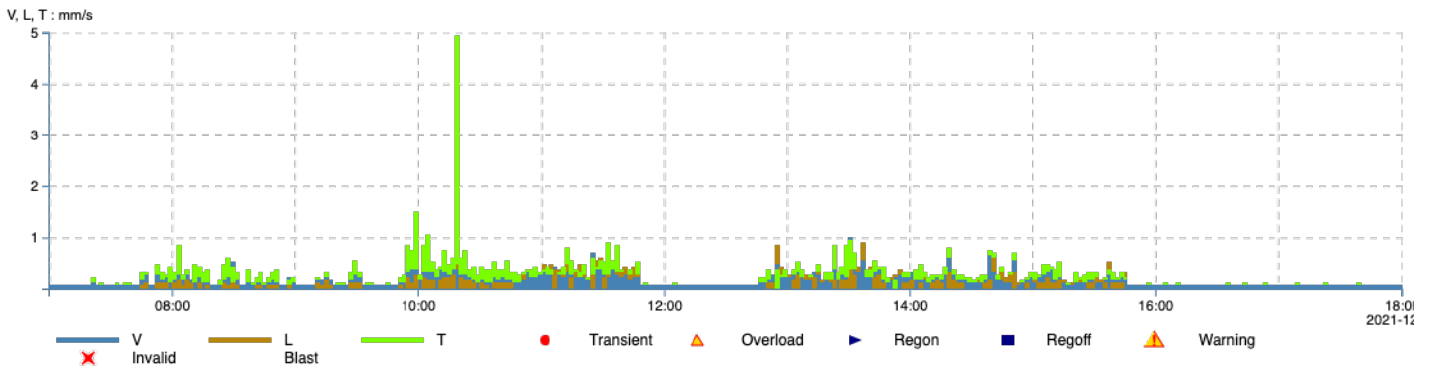


**X-span** 2021-12-16 07:00:00 - 2021-12-16 18:00:00

**Y-span** Lmax, Leq : dBA: 32.76 - 78.16

	<b>Lmax</b>	<b>Leq</b>
<b>Max</b>	76.70 dBA	60.90 dBA
<b>Date</b>	2021-12-16	2021-12-16
<b>Time</b>	18:00:00	18:00:00

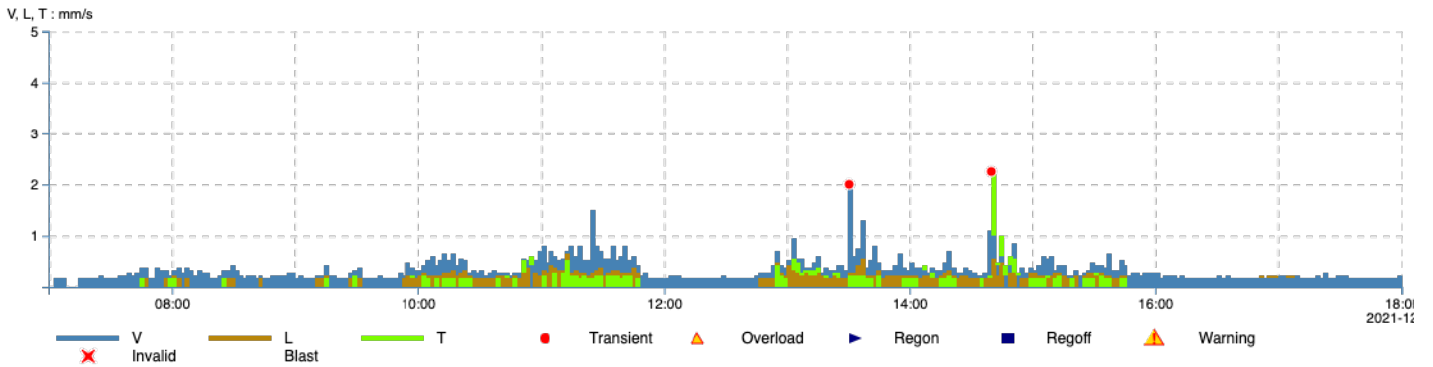
**Project** SM Parramatta  
**Project maintainer** ██████████  
**Customer** Delta Group  
**Customer contact** ██████████  
**Time frame** 2021-12-17 07:00 - 2021-12-17 18:00 (Australia/Sydney)  
**Measure point** MP\_1  
**Location** 25 Smith St - UG Parking  
**Sensor type** C22  
**Serial no.** 102620  
**Master(s) serial no.** 102620  
**Latest calibration** 2021-09-21  
**Standard** DIN4150-3 Anlage 250mm/s 1-315Hz  
**Unit** mm/s, %  
**Quantity** Velocity  
**Interval time** 2 min  
**Frequency weighting** Zeile 1  
**Max** V: 1.0 mm/s, L: 0.90 mm/s, T: 4.95 mm/s, rV: 4.34 %, rL: 4.21 %, rT: 19.80 %



**X-span** 2021-12-17 07:00:00 - 2021-12-17 18:00:00  
**Y-span** V, L, T : mm/s: 0.0 - 5.0, rV, rL, rT : %: 0.0 - 20.0

	V	L	T	rV	rL	rT
<b>Max</b>	1.0 mm/s	0.90 mm/s	4.95 mm/s	4.34 %	4.21 %	19.80 %
<b>Date</b>	2021-12-17	2021-12-17	2021-12-17	2021-12-17	2021-12-17	2021-12-17
<b>Time</b>	13:32:00	13:38:00	10:20:00	13:32:00	13:38:00	10:20:00

**Project** SM Parramatta  
**Project maintainer** ██████████  
**Customer** Delta Group  
**Customer contact** ██████████  
**Time frame** 2021-12-17 07:00 - 2021-12-17 18:00 (Australia/Sydney)  
**Measure point** MP\_2  
**Location** 25 Smith St - Level 6  
**Sensor type** V12  
**Serial no.** 25110  
**Master(s) serial no.** 2478  
**Latest calibration** 2021-09-23  
**Standard** DIN4150-3 + Freq  
 250 mm/s 1-315Hz  
**Unit** mm/s  
**Quantity** Velocity  
**Interval time** 2 min  
**Max** V: 2.0 mm/s, L: 0.65 mm/s, T: 2.25 mm/s



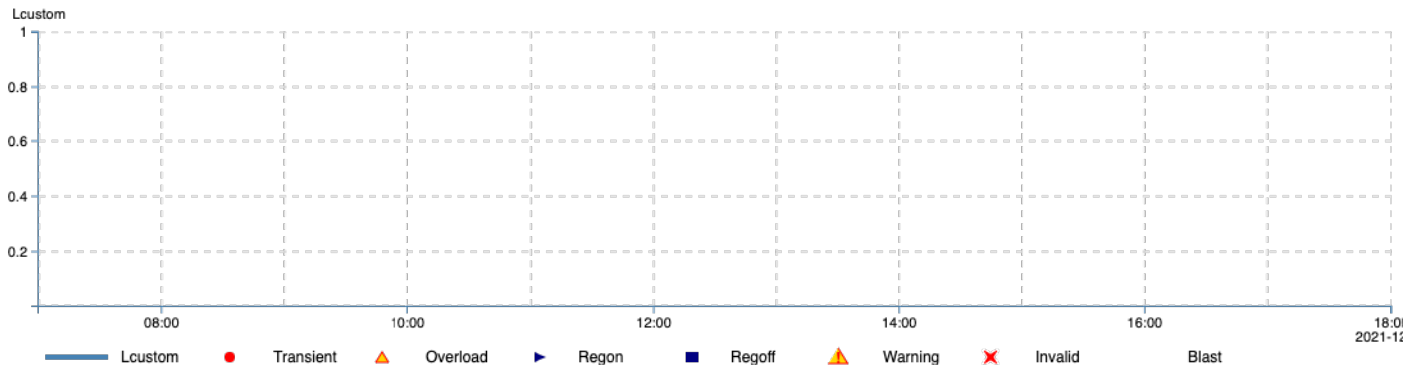
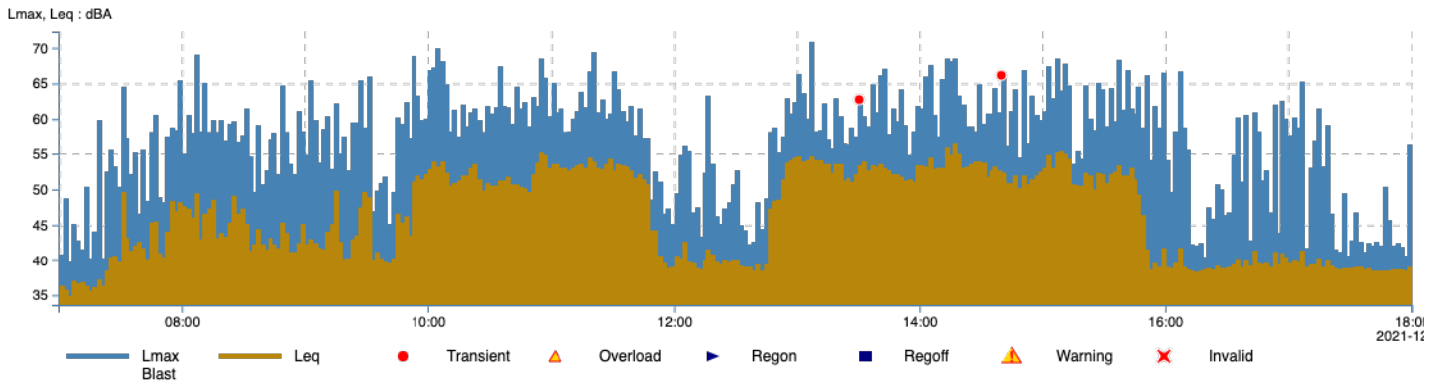
**X-span** 2021-12-17 07:00:00 - 2021-12-17 18:00:00

**Y-span** V, L, T : mm/s: 0.0 - 5.0

	V	L	T
<b>Max</b>	2.0 mm/s	0.65 mm/s	2.25 mm/s
<b>Date</b>	2021-12-17	2021-12-17	2021-12-17
<b>Time</b>	13:32:00	11:14:00	14:42:00



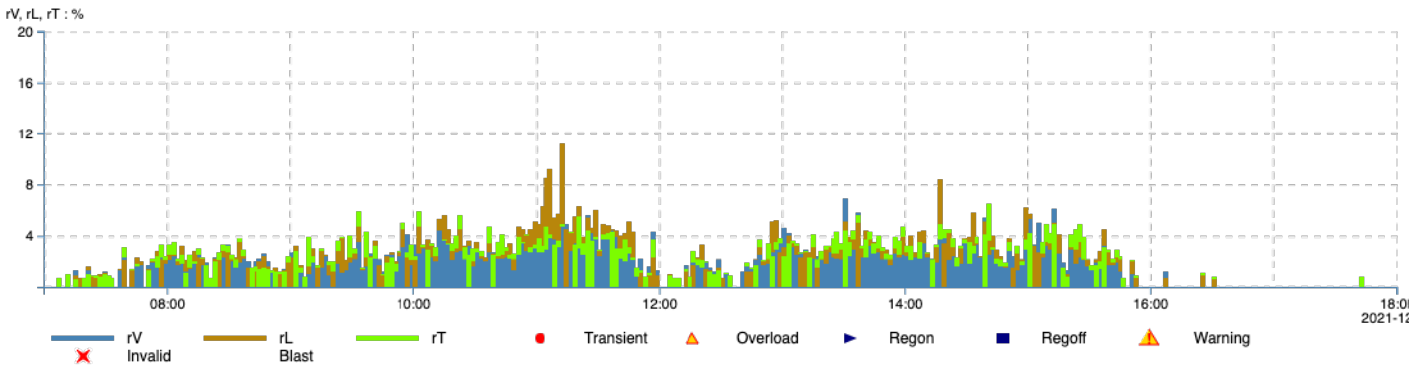
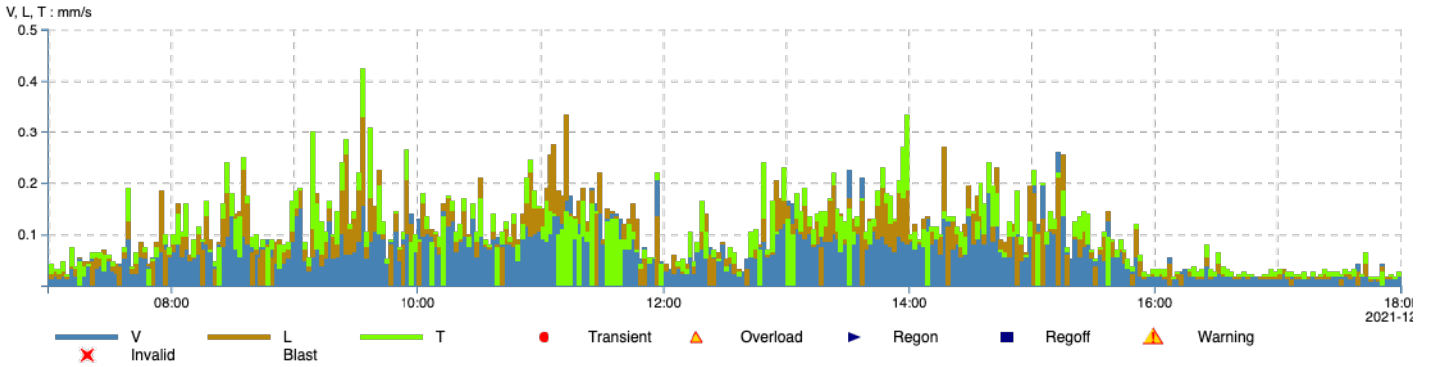
**Project** SM Parramatta  
**Project maintainer** ██████████  
**Customer** Delta Group  
**Customer contact** ██████████  
**Time frame** 2021-12-17 07:00 - 2021-12-17 18:00 (Australia/Sydney)  
**Measure point** MP\_3  
**Location** 25 Smith St - Level 6  
**Sensor type** S50  
**Serial no.** 10883  
**Master(s) serial no.** 2478  
**Latest calibration** 2021-09-21  
**Standard** Lmax + Leq  
 30-105 dBA Fast  
**Unit** dBA  
**Quantity** Sound Pres.Level, Eqv.Sound Pres.L  
**Interval time** 2 min  
**Max** Lmax: 70.80 dBA, Leq: 56.40 dBA, Lcustom:



**X-span** 2021-12-17 07:00:00 - 2021-12-17 18:00:00  
**Y-span** Lmax, Leq : dBA: 33.72 - 72.35, Lcustom: 0.0 - 1.0

	Lmax	Leq	Lcustom
<b>Max</b>	70.80 dBA	56.40 dBA	-
<b>Date</b>	2021-12-17	2021-12-17	-
<b>Time</b>	13:08:00	14:18:00	-

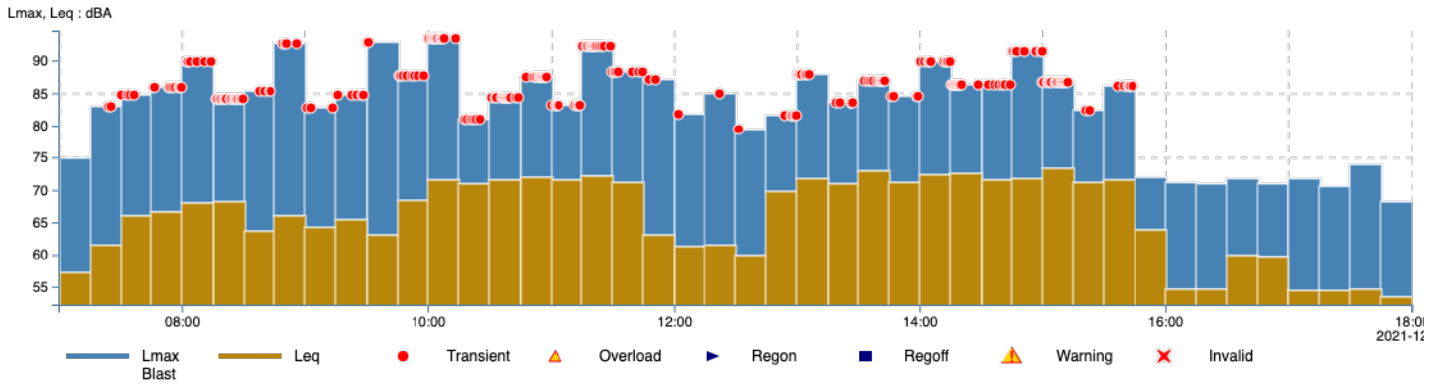
**Project** SM Parramatta  
**Project maintainer** ██████████  
**Customer** Delta Group  
**Customer contact** ██████████  
**Time frame** 2021-12-17 07:00 - 2021-12-17 18:00 (Australia/Sydney)  
**Measure point** MP\_4  
**Location** 62-64 Macquarie St - East (Kia Ora Bldg)  
**Sensor type** C22  
**Serial no.** 102365  
**Master(s) serial no.** 102365  
**Latest calibration** 2021-09-29  
**Standard** DIN4150-3 Anlage 25mm/s 1-315Hz  
**Unit** mm/s, %  
**Quantity** Velocity  
**Interval time** 2 min  
**Frequency weighting** Zeile 3  
**Max** V: 0.26 mm/s, L: 0.34 mm/s, T: 0.42 mm/s, rV: 6.93 %, rL: 11.20 %, rT: 6.51 %



**X-span** 2021-12-17 07:00:00 - 2021-12-17 18:00:00  
**Y-span** V, L, T : mm/s: 0.0 - 0.50, rV, rL, rT : %: 0.0 - 20.0

	V	L	T	rV	rL	rT
<b>Max</b>	0.26 mm/s	0.34 mm/s	0.42 mm/s	6.93 %	11.20 %	6.51 %
<b>Date</b>	2021-12-17	2021-12-17	2021-12-17	2021-12-17	2021-12-17	2021-12-17
<b>Time</b>	15:14:00	11:14:00	09:34:00	13:32:00	11:14:00	14:42:00

**Project** SM Parramatta  
**Project maintainer** ██████████  
**Customer** Delta Group  
**Customer contact** ██████████  
**Time frame** 2021-12-17 07:00 - 2021-12-17 18:00 (Australia/Sydney)  
**Measure point** MP\_5  
**Location** 29 Smith St - L2 balcony  
**Sensor type** S50  
**Serial no.** 10835  
**Master(s) serial no.** 2329  
**Latest calibration** 2021-09-21  
**Standard** Lmax + Leq  
 55-130 dBA Fast  
**Unit** dBA  
**Quantity** Sound Pres.Level, Eqv.Sound Pres.L  
**Interval time** 15 min  
**dB Corr** -6 dB  
**Max** Lmax: 93.40 dBA, Leq: 73.20 dBA

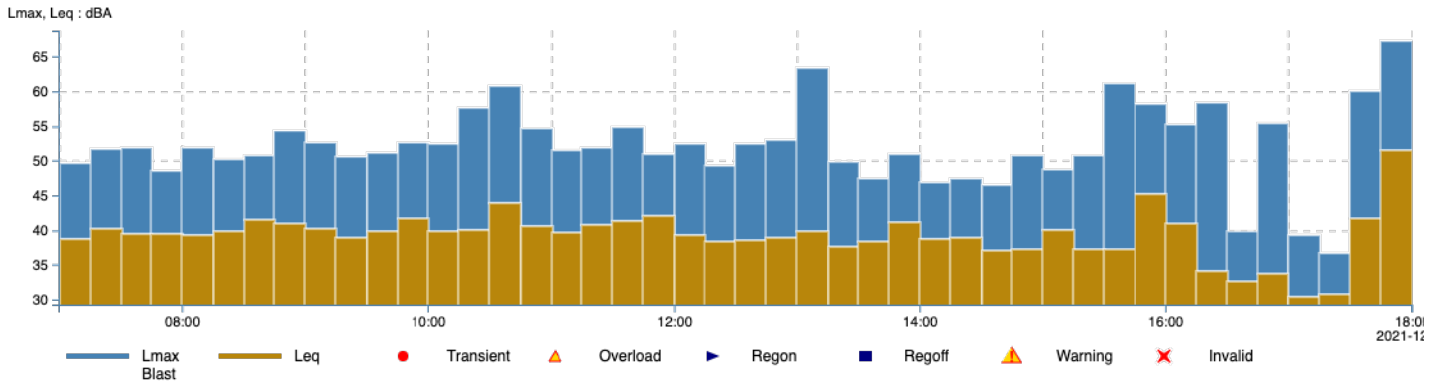


**X-span** 2021-12-17 07:00:00 - 2021-12-17 18:00:00

**Y-span** Lmax, Leq : dBA: 52.30 - 94.67

	<b>Lmax</b>	<b>Leq</b>
<b>Max</b>	93.40 dBA	73.20 dBA
<b>Date</b>	2021-12-17	2021-12-17
<b>Time</b>	10:15:00	15:15:00

**Project** SM Parramatta  
**Project maintainer** ██████████  
**Customer** Delta Group  
**Customer contact** ██████████  
**Time frame** 2021-12-17 07:00 - 2021-12-17 18:00 (Australia/Sydney)  
**Measure point** MP\_6  
**Location** 119 Macquarie St (Leigh Memorial Church)  
**Sensor type** S50  
**Serial no.** 10887  
**Master(s) serial no.** 2666  
**Latest calibration** 2021-05-03  
**Standard** Lmax + Leq  
 30-105 dBA Fast  
**Unit** dBA  
**Quantity** Sound Pres.Level, Eqv.Sound Pres.L  
**Interval time** 15 min  
**dB Corr** -7 dB  
**Max** Lmax: 67.20 dBA, Leq: 51.40 dBA

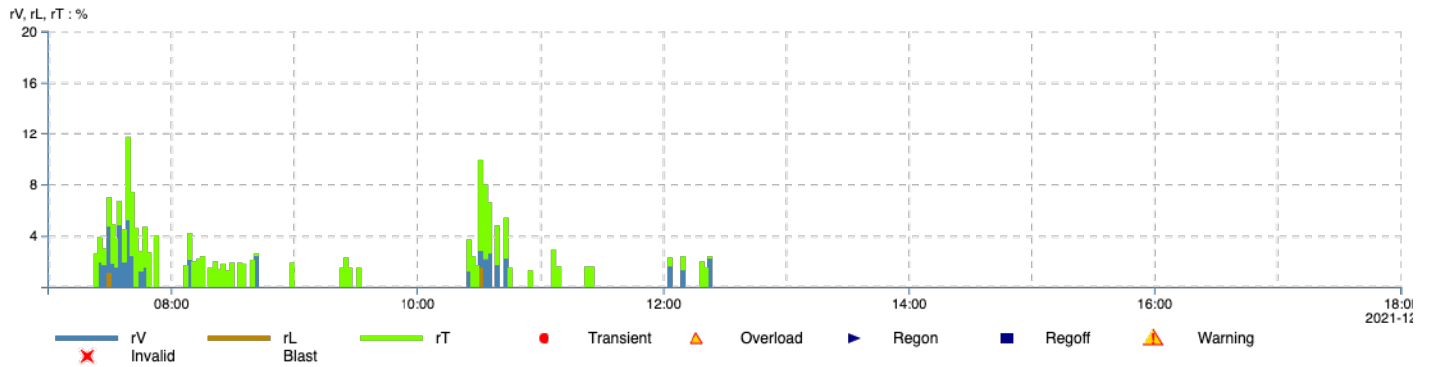
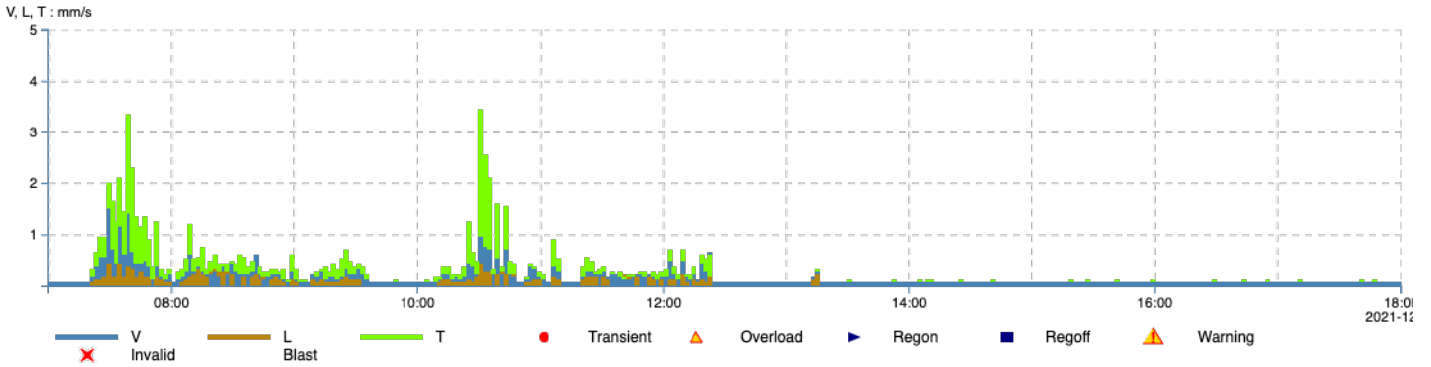


**X-span** 2021-12-17 07:00:00 - 2021-12-17 18:00:00

**Y-span** Lmax, Leq : dBA: 29.35 - 68.73

	<b>Lmax</b>	<b>Leq</b>
<b>Max</b>	67.20 dBA	51.40 dBA
<b>Date</b>	2021-12-17	2021-12-17
<b>Time</b>	18:00:00	18:00:00

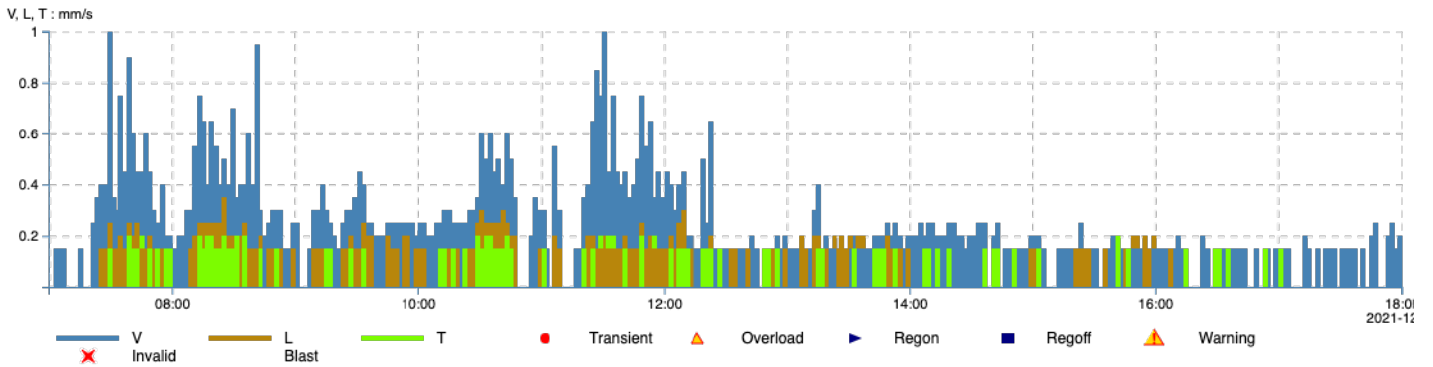
**Project** SM Parramatta  
**Project maintainer** ██████████  
**Customer** Delta Group  
**Customer contact** ██████████  
**Time frame** 2021-12-18 07:00 - 2021-12-18 18:00 (Australia/Sydney)  
**Measure point** MP\_1  
**Location** 25 Smith St - UG Parking  
**Sensor type** C22  
**Serial no.** 102620  
**Master(s) serial no.** 102620  
**Latest calibration** 2021-09-21  
**Standard** DIN4150-3 Anlage 250mm/s 1-315Hz  
**Unit** mm/s, %  
**Quantity** Velocity  
**Interval time** 2 min  
**Frequency weighting** Zeile 1  
**Max** V: 1.50 mm/s, L: 0.40 mm/s, T: 3.45 mm/s, rV: 5.27 %, rL: 1.42 %, rT: 11.70 %



**X-span** 2021-12-18 07:00:00 - 2021-12-18 18:00:00  
**Y-span** V, L, T : mm/s: 0.0 - 5.0, rV, rL, rT : %: 0.0 - 20.0

	V	L	T	rV	rL	rT
<b>Max</b>	1.50 mm/s	0.40 mm/s	3.45 mm/s	5.27 %	1.42 %	11.70 %
<b>Date</b>	2021-12-18	2021-12-18	2021-12-18	2021-12-18	2021-12-18	2021-12-18
<b>Time</b>	07:30:00	07:30:00	10:32:00	07:40:00	10:32:00	07:40:00

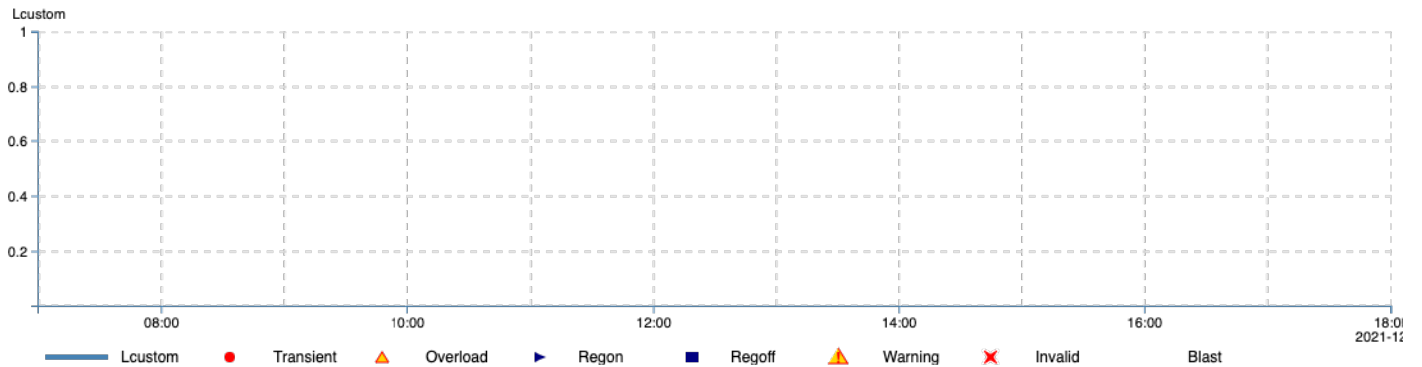
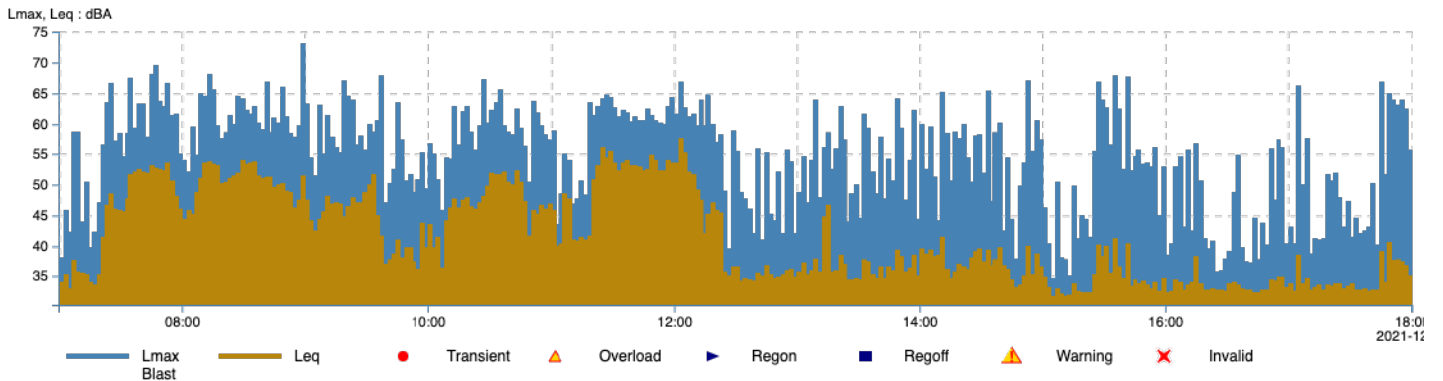
**Project** SM Parramatta  
**Project maintainer** ██████████  
**Customer** Delta Group  
**Customer contact** ██████████  
**Time frame** 2021-12-18 07:00 - 2021-12-18 18:00 (Australia/Sydney)  
**Measure point** MP\_2  
**Location** 25 Smith St - Level 6  
**Sensor type** V12  
**Serial no.** 25110  
**Master(s) serial no.** 2478  
**Latest calibration** 2021-09-23  
**Standard** DIN4150-3 + Freq  
 250 mm/s 1-315Hz  
**Unit** mm/s  
**Quantity** Velocity  
**Interval time** 2 min  
**Max** V: 1.0 mm/s, L: 0.35 mm/s, T: 0.20 mm/s



**X-span** 2021-12-18 07:00:00 - 2021-12-18 18:00:00  
**Y-span** V, L, T : mm/s: 0.0 - 1.0

	V	L	T
<b>Max</b>	1.0 mm/s	0.35 mm/s	0.20 mm/s
<b>Date</b>	2021-12-18	2021-12-18	2021-12-18
<b>Time</b>	07:30:00	08:26:00	07:36:00

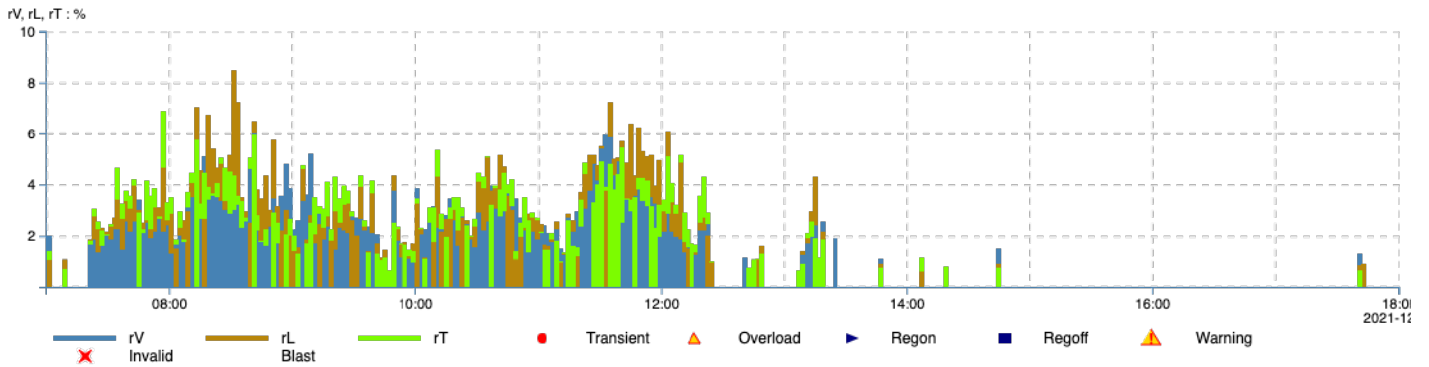
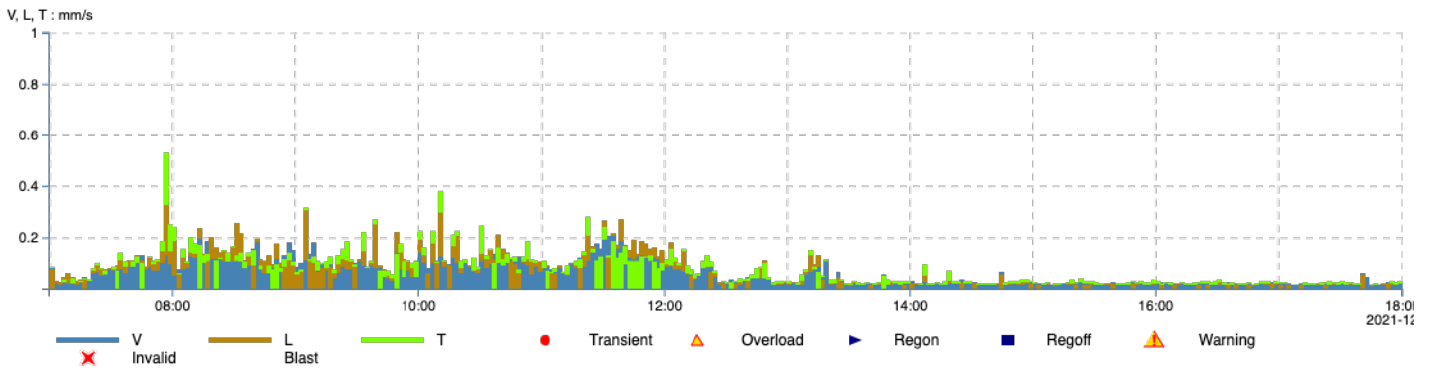
**Project** SM Parramatta  
**Project maintainer** ██████████  
**Customer** Delta Group  
**Customer contact** ██████████  
**Time frame** 2021-12-18 07:00 - 2021-12-18 18:00 (Australia/Sydney)  
**Measure point** MP\_3  
**Location** 25 Smith St - Level 6  
**Sensor type** S50  
**Serial no.** 10883  
**Master(s) serial no.** 2478  
**Latest calibration** 2021-09-21  
**Standard** Lmax + Leq  
 30-105 dBA Fast  
**Unit** dBA  
**Quantity** Sound Pres.Level, Eqv.Sound Pres.L  
**Interval time** 2 min  
**Max** Lmax: 73.20 dBA, Leq: 57.50 dBA, Lcustom:



**X-span** 2021-12-18 07:00:00 - 2021-12-18 18:00:00  
**Y-span** Lmax, Leq : dBA: 30.41 - 75.13, Lcustom: 0.0 - 1.0

	Lmax	Leq	Lcustom
<b>Max</b>	73.20 dBA	57.50 dBA	-
<b>Date</b>	2021-12-18	2021-12-18	-
<b>Time</b>	09:00:00	12:04:00	-

**Project** SM Parramatta  
**Project maintainer** ██████████  
**Customer** Delta Group  
**Customer contact** ██████████  
**Time frame** 2021-12-18 07:00 - 2021-12-18 18:00 (Australia/Sydney)  
**Measure point** MP\_4  
**Location** 62-64 Macquarie St - East (Kia Ora Bldg)  
**Sensor type** C22  
**Serial no.** 102365  
**Master(s) serial no.** 102365  
**Latest calibration** 2021-09-29  
**Standard** DIN4150-3 Anlage 25mm/s 1-315Hz  
**Unit** mm/s, %  
**Quantity** Velocity  
**Interval time** 2 min  
**Frequency weighting** Zeile 3  
**Max** V: 0.20 mm/s, L: 0.33 mm/s, T: 0.53 mm/s, rV: 6.0100 %, rL: 8.46 %, rT: 6.91 %

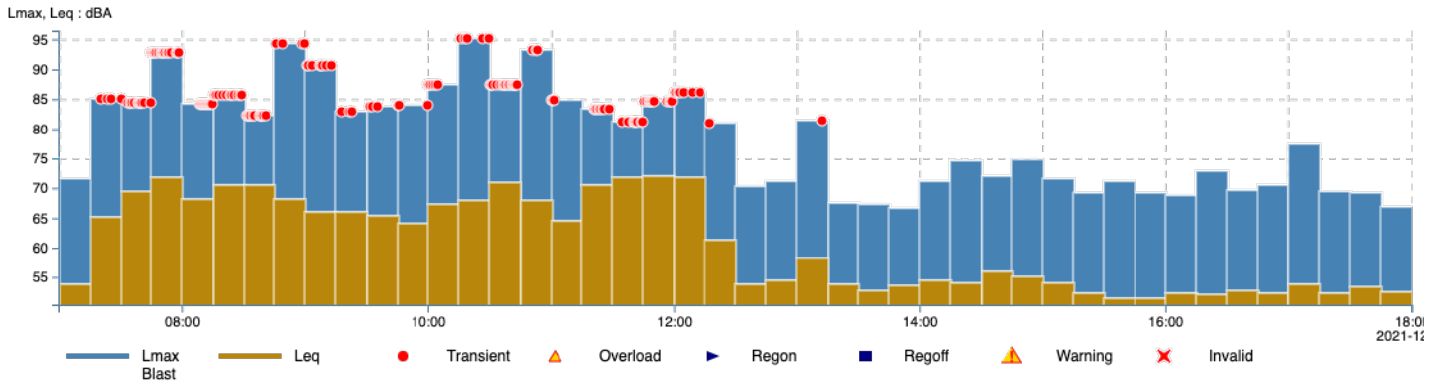


**X-span** 2021-12-18 07:00:00 - 2021-12-18 18:00:00  
**Y-span** V, L, T : mm/s: 0.0 - 1.0, rV, rL, rT : %: 0.0 - 10.0

	V	L	T	rV	rL	rT
<b>Max</b>	0.20 mm/s	0.33 mm/s	0.53 mm/s	6.0100 %	8.46 %	6.91 %
<b>Date</b>	2021-12-18	2021-12-18	2021-12-18	2021-12-18	2021-12-18	2021-12-18
<b>Time</b>	11:34:00	07:58:00	07:58:00	08:42:00	08:32:00	07:58:00



**Project** SM Parramatta  
**Project maintainer** ██████████  
**Customer** Delta Group  
**Customer contact** ██████████  
**Time frame** 2021-12-18 07:00 - 2021-12-18 18:00 (Australia/Sydney)  
**Measure point** MP\_5  
**Location** 29 Smith St - L2 balcony  
**Sensor type** S50  
**Serial no.** 10835  
**Master(s) serial no.** 2329  
**Latest calibration** 2021-09-21  
**Standard** Lmax + Leq  
 55-130 dBA Fast  
**Unit** dBA  
**Quantity** Sound Pres.Level, Eqv.Sound Pres.L  
**Interval time** 15 min  
**dB Corr** -6 dB  
**Max** Lmax: 95.100 dBA, Leq: 71.90 dBA

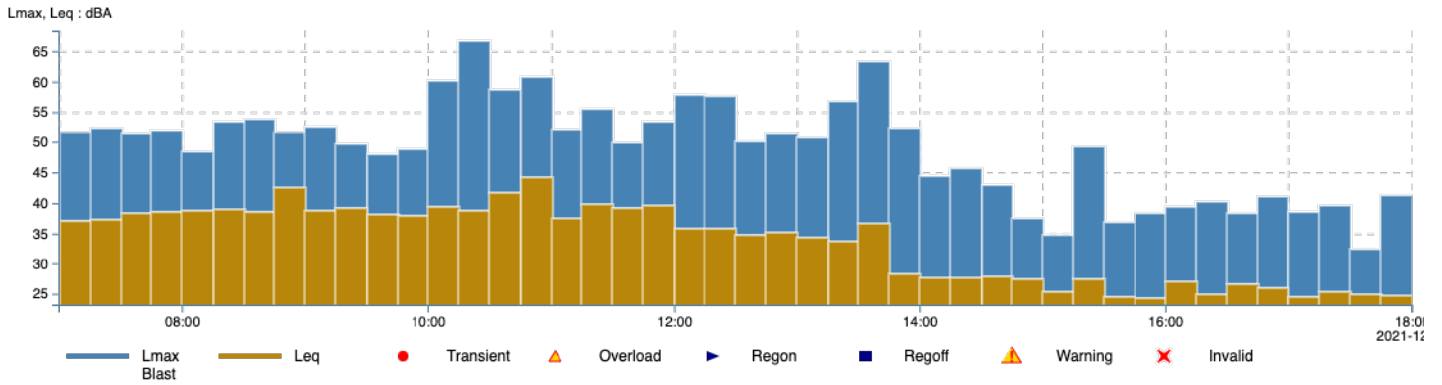


**X-span** 2021-12-18 07:00:00 - 2021-12-18 18:00:00

**Y-span** Lmax, Leq : dBA: 50.48 - 96.52

	<b>Lmax</b>	<b>Leq</b>
<b>Max</b>	95.100 dBA	71.90 dBA
<b>Date</b>	2021-12-18	2021-12-18
<b>Time</b>	10:30:00	12:00:00

**Project** SM Parramatta  
**Project maintainer** ██████████  
**Customer** Delta Group  
**Customer contact** ██████████  
**Time frame** 2021-12-18 07:00 - 2021-12-18 18:00 (Australia/Sydney)  
**Measure point** MP\_6  
**Location** 119 Macquarie St (Leigh Memorial Church)  
**Sensor type** S50  
**Serial no.** 10887  
**Master(s) serial no.** 2666  
**Latest calibration** 2021-05-03  
**Standard** Lmax + Leq  
 30-105 dBA Fast  
**Unit** dBA  
**Quantity** Sound Pres.Level, Eqv.Sound Pres.L  
**Interval time** 15 min  
**dB Corr** -7 dB  
**Max** Lmax: 66.70 dBA, Leq: 44.10 dBA

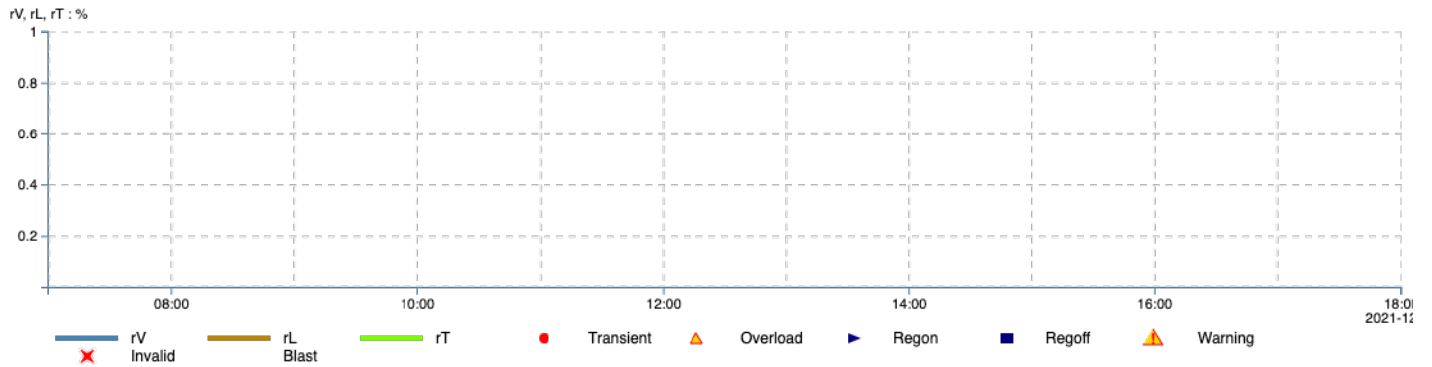
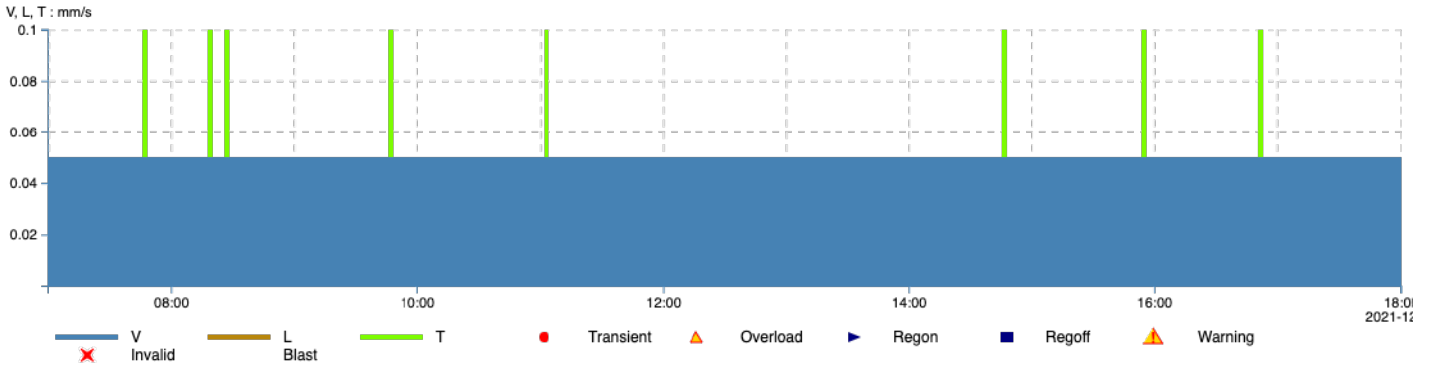


**X-span** 2021-12-18 07:00:00 - 2021-12-18 18:00:00

**Y-span** Lmax, Leq : dBA: 23.31 - 68.41

	<b>Lmax</b>	<b>Leq</b>
<b>Max</b>	66.70 dBA	44.10 dBA
<b>Date</b>	2021-12-18	2021-12-18
<b>Time</b>	10:30:00	11:00:00

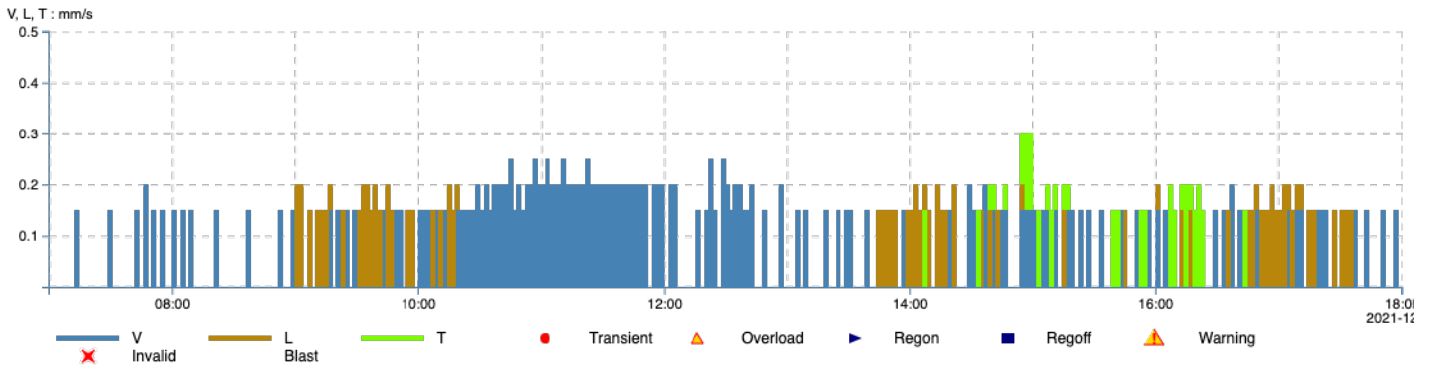
**Project** SM Parramatta  
**Project maintainer** ██████████  
**Customer** Delta Group  
**Customer contact** ██████████  
**Time frame** 2021-12-19 07:00 - 2021-12-19 18:00 (Australia/Sydney)  
**Measure point** MP\_1  
**Location** 25 Smith St - UG Parking  
**Sensor type** C22  
**Serial no.** 102620  
**Master(s) serial no.** 102620  
**Latest calibration** 2021-09-21  
**Standard** DIN4150-3 Anlage 250mm/s 1-315Hz  
**Unit** mm/s, %  
**Quantity** Velocity  
**Interval time** 2 min  
**Frequency weighting** Zeile 1  
**Max** V: 0.050 mm/s, L: 0.050 mm/s, T: 0.10 mm/s, rV: %, rL: %, rT: %



**X-span** 2021-12-19 07:00:00 - 2021-12-19 18:00:00  
**Y-span** V, L, T : mm/s: 0.0 - 0.10, rV, rL, rT : %: 0.0 - 1.0

	V	L	T	rV	rL	rT
<b>Max</b>	0.050 mm/s	0.050 mm/s	0.10 mm/s	- %	- %	- %
<b>Date</b>	2021-12-19	2021-12-19	2021-12-19	-	-	-
<b>Time</b>	07:02:00	07:02:00	07:48:00	-	-	-

**Project** SM Parramatta  
**Project maintainer** ██████████  
**Customer** Delta Group  
**Customer contact** ██████████  
**Time frame** 2021-12-19 07:00 - 2021-12-19 18:00 (Australia/Sydney)  
**Measure point** MP\_2  
**Location** 25 Smith St - Level 6  
**Sensor type** V12  
**Serial no.** 25110  
**Master(s) serial no.** 2478  
**Latest calibration** 2021-09-23  
**Standard** DIN4150-3 + Freq  
 250 mm/s 1-315Hz  
**Unit** mm/s  
**Quantity** Velocity  
**Interval time** 2 min  
**Max** V: 0.25 mm/s, L: 0.20 mm/s, T: 0.30 mm/s

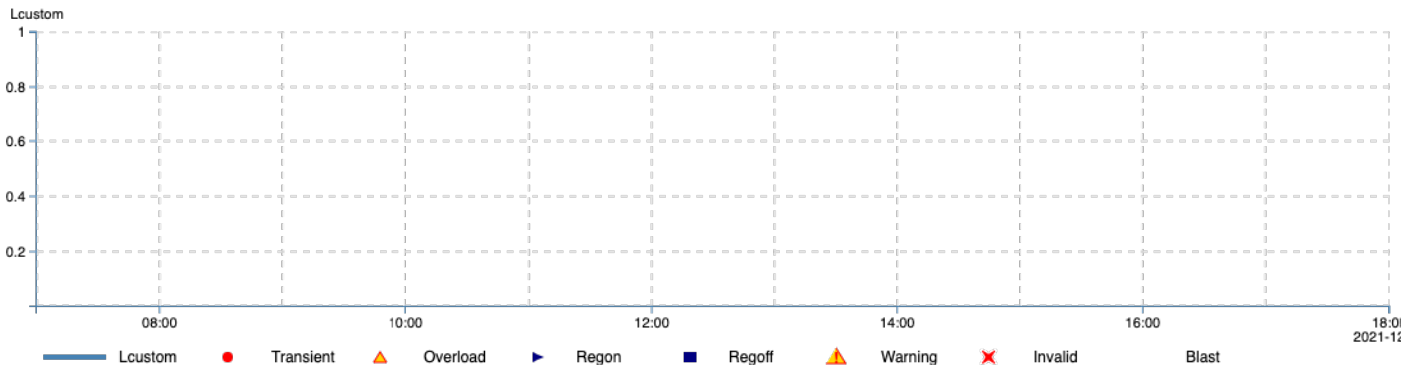
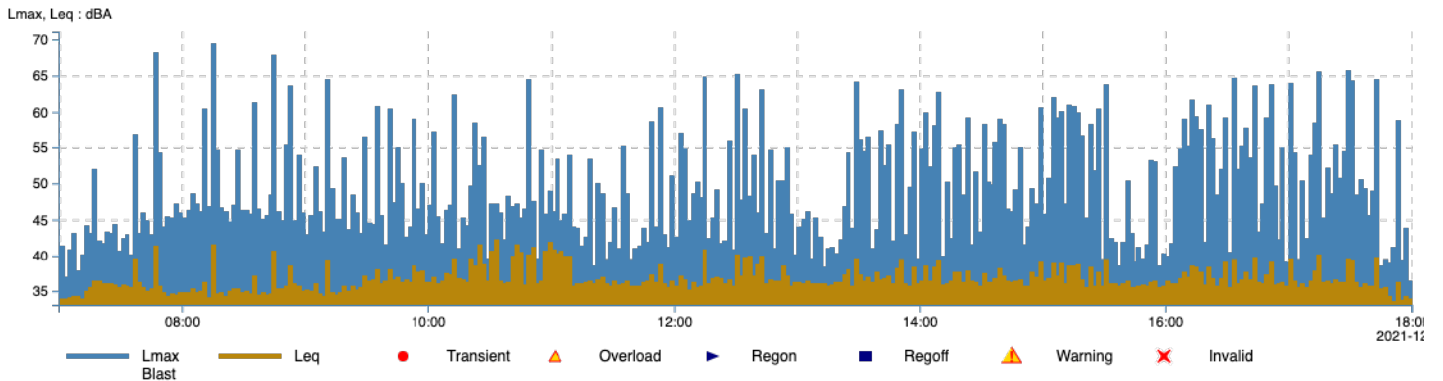


**X-span** 2021-12-19 07:00:00 - 2021-12-19 18:00:00

**Y-span** V, L, T : mm/s: 0.0 - 0.50

	V	L	T
<b>Max</b>	0.25 mm/s	0.20 mm/s	0.30 mm/s
<b>Date</b>	2021-12-19	2021-12-19	2021-12-19
<b>Time</b>	10:46:00	09:02:00	14:56:00

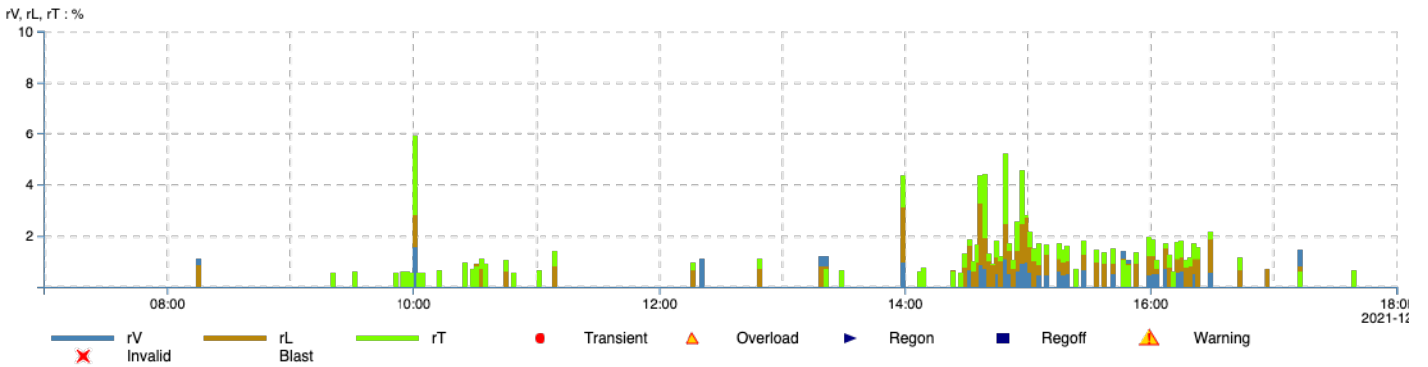
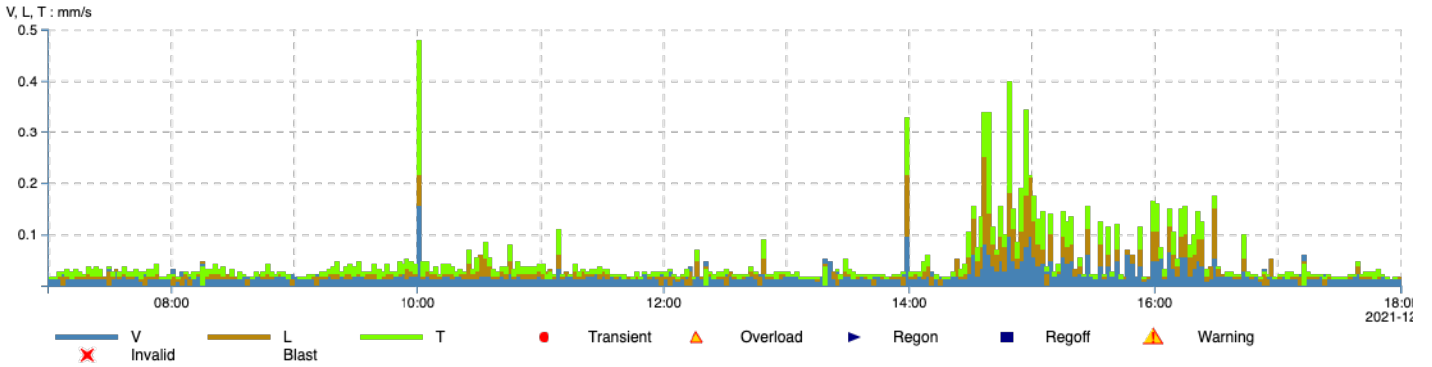
**Project** SM Parramatta  
**Project maintainer** ██████████  
**Customer** Delta Group  
**Customer contact** ██████████  
**Time frame** 2021-12-19 07:00 - 2021-12-19 18:00 (Australia/Sydney)  
**Measure point** MP\_3  
**Location** 25 Smith St - Level 6  
**Sensor type** S50  
**Serial no.** 10883  
**Master(s) serial no.** 2478  
**Latest calibration** 2021-09-21  
**Standard** Lmax + Leq  
 30-105 dBA Fast  
**Unit** dBA  
**Quantity** Sound Pres.Level, Eqv.Sound Pres.L  
**Interval time** 2 min  
**Max** Lmax: 69.50 dBA, Leq: 42.20 dBA, Lcustom:



**X-span** 2021-12-19 07:00:00 - 2021-12-19 18:00:00  
**Y-span** Lmax, Leq : dBA: 33.17 - 71.15, Lcustom: 0.0 - 1.0

	Lmax	Leq	Lcustom
Max	69.50 dBA	42.20 dBA	-
Date	2021-12-19	2021-12-19	-
Time	08:16:00	10:34:00	-

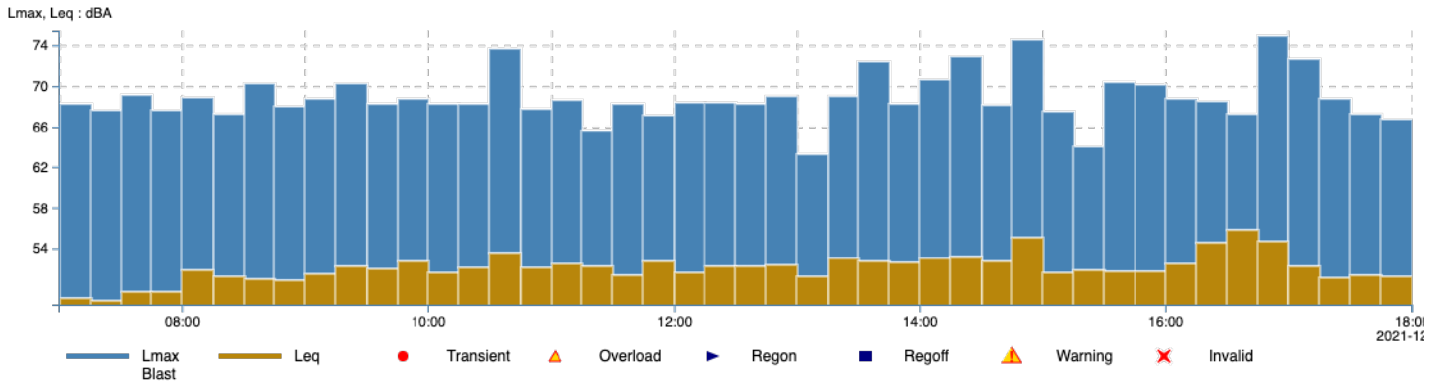
**Project** SM Parramatta  
**Project maintainer** ██████████  
**Customer** Delta Group  
**Customer contact** ██████████  
**Time frame** 2021-12-19 07:00 - 2021-12-19 18:00 (Australia/Sydney)  
**Measure point** MP\_4  
**Location** 62-64 Macquarie St - East (Kia Ora Bldg)  
**Sensor type** C22  
**Serial no.** 102365  
**Master(s) serial no.** 102365  
**Latest calibration** 2021-09-29  
**Standard** DIN4150-3 Anlage 25mm/s 1-315Hz  
**Unit** mm/s, %  
**Quantity** Velocity  
**Interval time** 2 min  
**Frequency weighting** Zeile 3  
**Max** V: 0.15 mm/s, L: 0.25 mm/s, T: 0.48 mm/s, rV: 1.55 %, rL: 3.28 %, rT: 5.91 %



**X-span** 2021-12-19 07:00:00 - 2021-12-19 18:00:00  
**Y-span** V, L, T : mm/s: 0.0 - 0.50, rV, rL, rT : %: 0.0 - 10.0

	V	L	T	rV	rL	rT
<b>Max</b>	0.15 mm/s	0.25 mm/s	0.48 mm/s	1.55 %	3.28 %	5.91 %
<b>Date</b>	2021-12-19	2021-12-19	2021-12-19	2021-12-19	2021-12-19	2021-12-19
<b>Time</b>	10:02:00	14:38:00	10:02:00	10:02:00	14:38:00	10:02:00

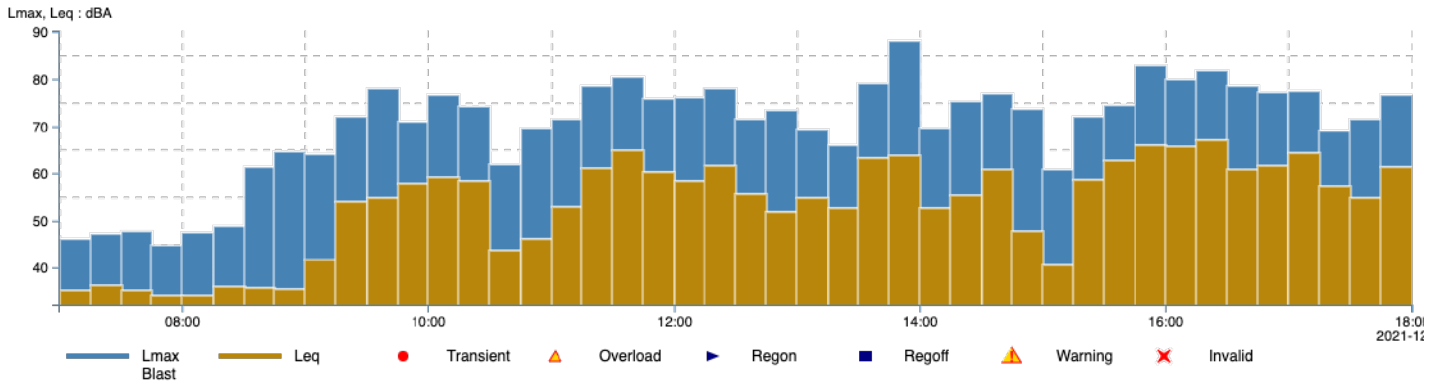
**Project** SM Parramatta  
**Project maintainer** ██████████  
**Customer** Delta Group  
**Customer contact** ██████████  
**Time frame** 2021-12-19 07:00 - 2021-12-19 18:00 (Australia/Sydney)  
**Measure point** MP\_5  
**Location** 29 Smith St - L2 balcony  
**Sensor type** S50  
**Serial no.** 10835  
**Master(s) serial no.** 2329  
**Latest calibration** 2021-09-21  
**Standard** Lmax + Leq  
 55-130 dBA Fast  
**Unit** dBA  
**Quantity** Sound Pres.Level, Eqv.Sound Pres.L  
**Interval time** 15 min  
**dB Corr** -6 dB  
**Max** Lmax: 74.90 dBA, Leq: 55.80 dBA



**X-span** 2021-12-19 07:00:00 - 2021-12-19 18:00:00  
**Y-span** Lmax, Leq : dBA: 48.45 - 75.48

	<b>Lmax</b>	<b>Leq</b>
<b>Max</b>	74.90 dBA	55.80 dBA
<b>Date</b>	2021-12-19	2021-12-19
<b>Time</b>	17:00:00	16:45:00

**Project** SM Parramatta  
**Project maintainer** ██████████  
**Customer** Delta Group  
**Customer contact** ██████████  
**Time frame** 2021-12-19 07:00 - 2021-12-19 18:00 (Australia/Sydney)  
**Measure point** MP\_6  
**Location** 119 Macquarie St (Leigh Memorial Church)  
**Sensor type** S50  
**Serial no.** 10887  
**Master(s) serial no.** 2666  
**Latest calibration** 2021-05-03  
**Standard** Lmax + Leq  
 30-105 dBA Fast  
**Unit** dBA  
**Quantity** Sound Pres.Level, Eqv.Sound Pres.L  
**Interval time** 15 min  
**dB Corr** -7 dB  
**Max** Lmax: 88.100 dBA, Leq: 66.80 dBA



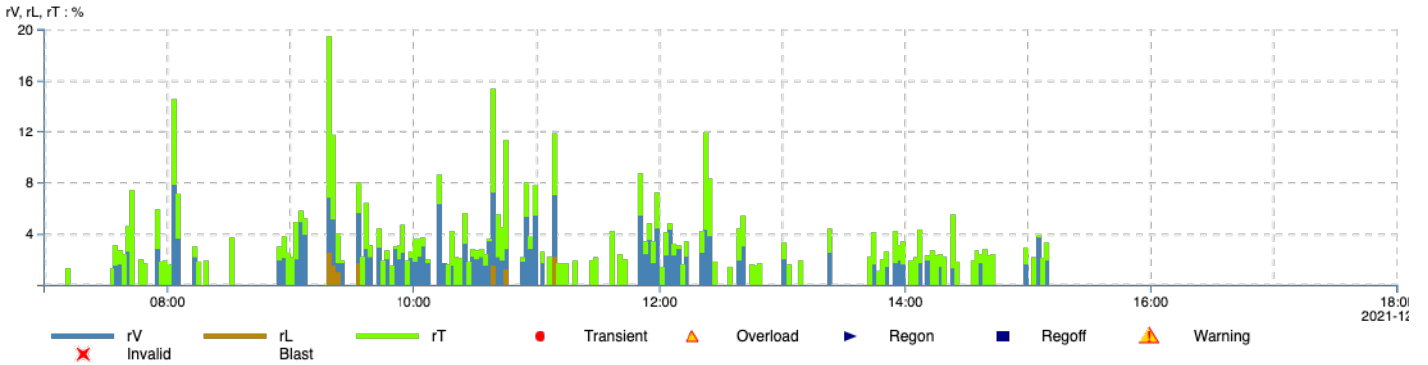
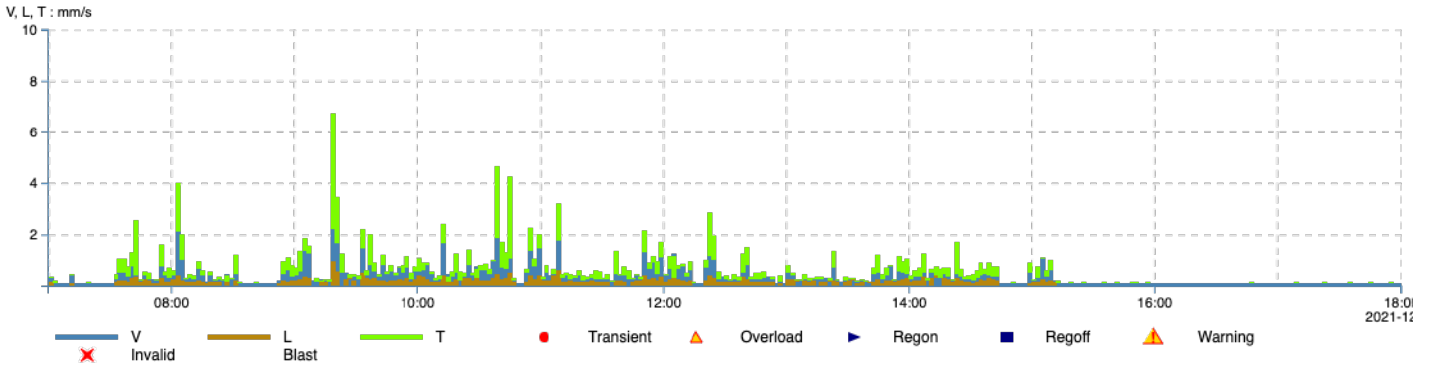
**X-span** 2021-12-19 07:00:00 - 2021-12-19 18:00:00

**Y-span** Lmax, Leq : dBA: 32.25 - 90.27

	<b>Lmax</b>	<b>Leq</b>
<b>Max</b>	88.100 dBA	66.80 dBA
<b>Date</b>	2021-12-19	2021-12-19
<b>Time</b>	14:00:00	16:30:00



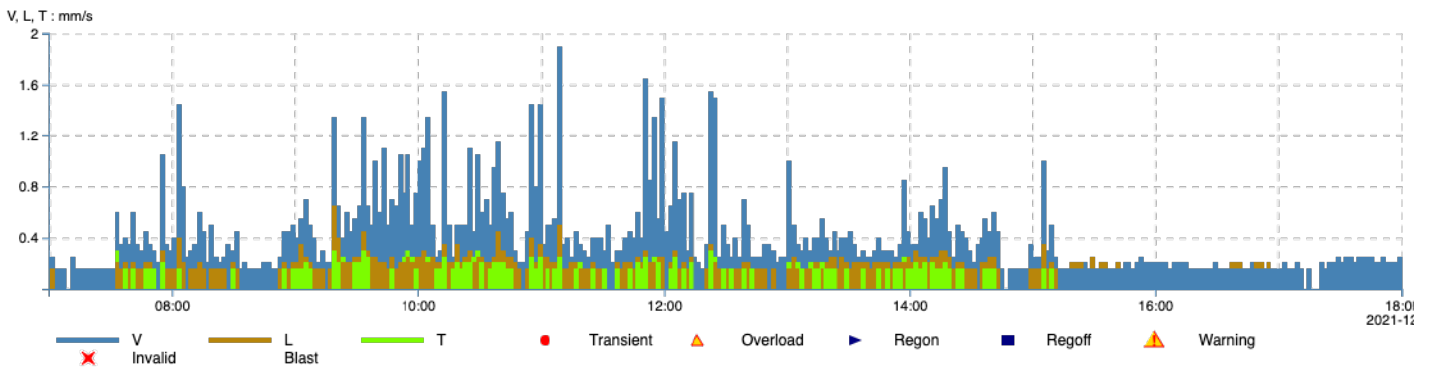
**Project** SM Parramatta  
**Project maintainer** ██████████  
**Customer** Delta Group  
**Customer contact** ██████████  
**Time frame** 2021-12-20 07:00 - 2021-12-20 18:00 (Australia/Sydney)  
**Measure point** MP\_1  
**Location** 25 Smith St - UG Parking  
**Sensor type** C22  
**Serial no.** 102620  
**Master(s) serial no.** 102620  
**Latest calibration** 2021-09-21  
**Standard** DIN4150-3 Anlage 250mm/s 1-315Hz  
**Unit** mm/s, %  
**Quantity** Velocity  
**Interval time** 2 min  
**Frequency weighting** Zeile 1  
**Max** V: 2.20 mm/s, L: 0.90 mm/s, T: 6.75 mm/s, rV: 7.85 %, rL: 2.56 %, rT: 19.50 %



**X-span** 2021-12-20 07:00:00 - 2021-12-20 18:00:00  
**Y-span** V, L, T : mm/s: 0.0 - 10.0, rV, rL, rT : %: 0.0 - 20.0

	V	L	T	rV	rL	rT
<b>Max</b>	2.20 mm/s	0.90 mm/s	6.75 mm/s	7.85 %	2.56 %	19.50 %
<b>Date</b>	2021-12-20	2021-12-20	2021-12-20	2021-12-20	2021-12-20	2021-12-20
<b>Time</b>	09:20:00	09:20:00	09:20:00	08:04:00	09:20:00	09:20:00

**Project** SM Parramatta  
**Project maintainer** ██████████  
**Customer** Delta Group  
**Customer contact** ██████████  
**Time frame** 2021-12-20 07:00 - 2021-12-20 18:00 (Australia/Sydney)  
**Measure point** MP\_2  
**Location** 25 Smith St - Level 6  
**Sensor type** V12  
**Serial no.** 25110  
**Master(s) serial no.** 2478  
**Latest calibration** 2021-09-23  
**Standard** DIN4150-3 + Freq  
 250 mm/s 1-315Hz  
**Unit** mm/s  
**Quantity** Velocity  
**Interval time** 2 min  
**Max** V: 1.90 mm/s, L: 0.65 mm/s, T: 0.30 mm/s

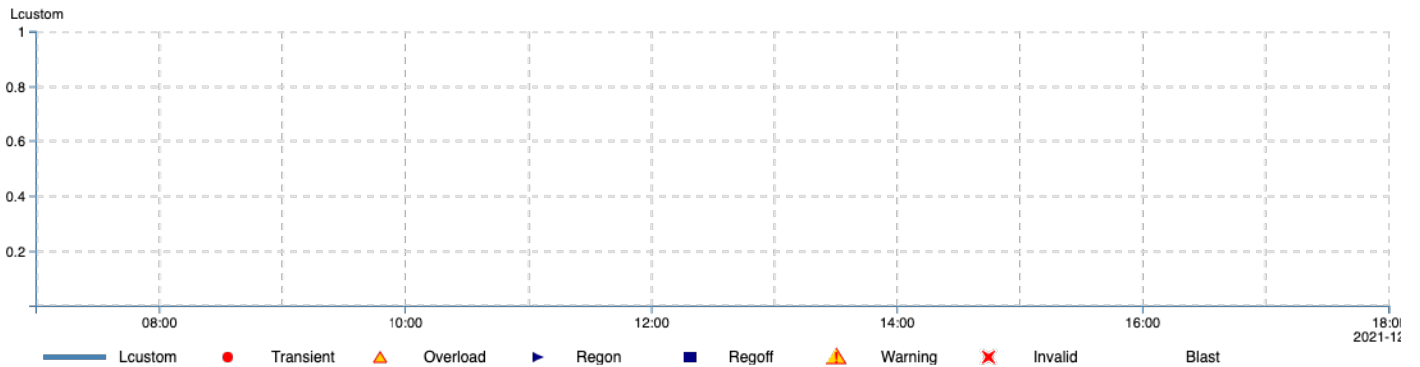
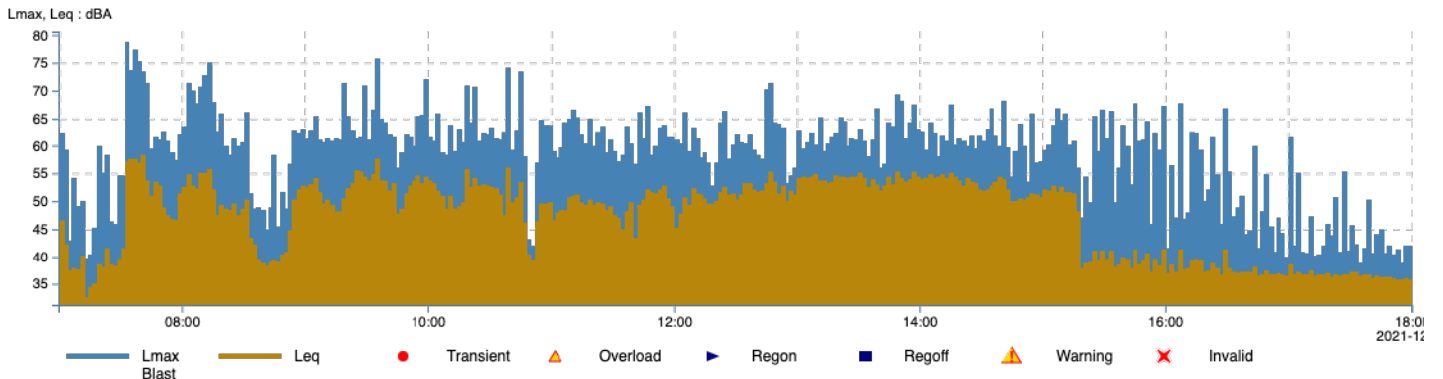


**X-span** 2021-12-20 07:00:00 - 2021-12-20 18:00:00

**Y-span** V, L, T : mm/s: 0.0 - 2.0

	V	L	T
<b>Max</b>	1.90 mm/s	0.65 mm/s	0.30 mm/s
<b>Date</b>	2021-12-20	2021-12-20	2021-12-20
<b>Time</b>	11:10:00	09:20:00	07:34:00

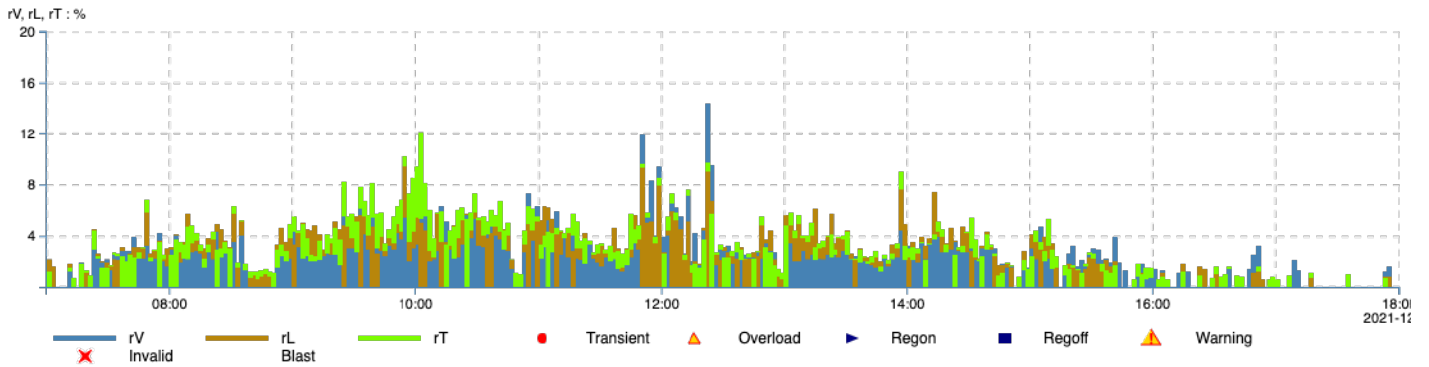
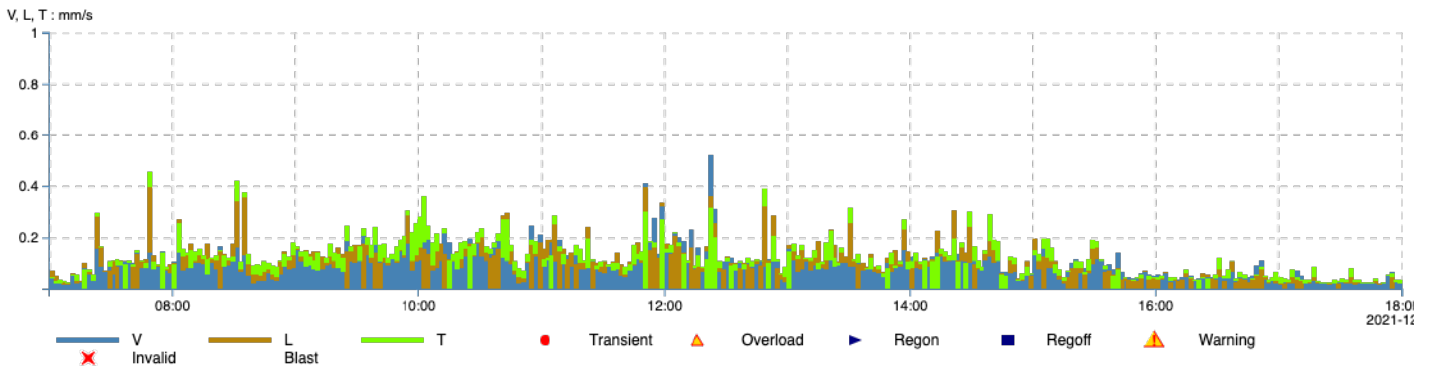
**Project** SM Parramatta  
**Project maintainer** ██████████  
**Customer** Delta Group  
**Customer contact** ██████████  
**Time frame** 2021-12-20 07:00 - 2021-12-20 18:00 (Australia/Sydney)  
**Measure point** MP\_3  
**Location** 25 Smith St - Level 6  
**Sensor type** S50  
**Serial no.** 10883  
**Master(s) serial no.** 2478  
**Latest calibration** 2021-09-21  
**Standard** Lmax + Leq  
 30-105 dBA Fast  
**Unit** dBA  
**Quantity** Sound Pres.Level, Eqv.Sound Pres.L  
**Interval time** 2 min  
**Max** Lmax: 78.70 dBA, Leq: 58.40 dBA, Lcustom:



**X-span** 2021-12-20 07:00:00 - 2021-12-20 18:00:00  
**Y-span** Lmax, Leq : dBA: 31.31 - 80.70, Lcustom: 0.0 - 1.0

	Lmax	Leq	Lcustom
<b>Max</b>	78.70 dBA	58.40 dBA	-
<b>Date</b>	2021-12-20	2021-12-20	-
<b>Time</b>	07:34:00	07:42:00	-

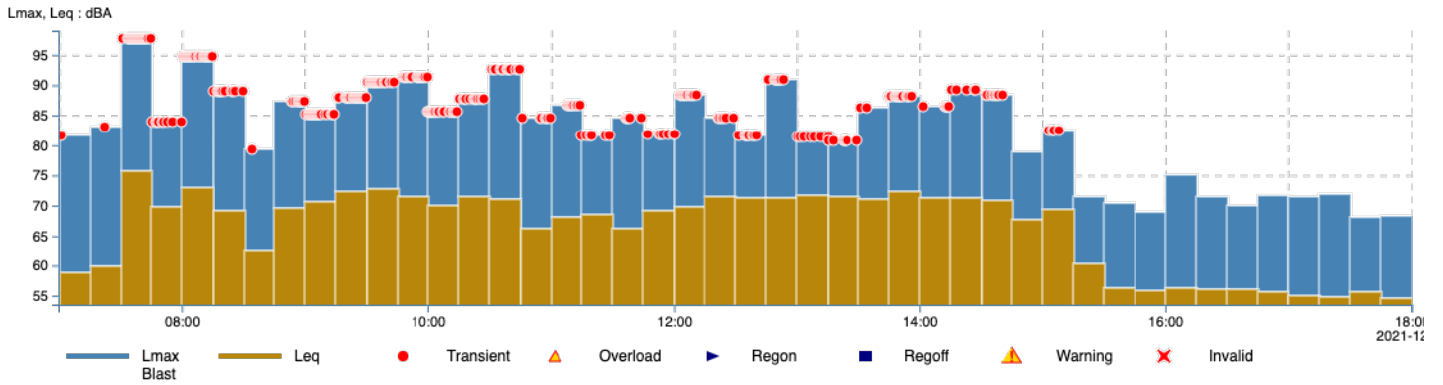
**Project** SM Parramatta  
**Project maintainer** ██████████  
**Customer** Delta Group  
**Customer contact** ██████████  
**Time frame** 2021-12-20 07:00 - 2021-12-20 18:00 (Australia/Sydney)  
**Measure point** MP\_4  
**Location** 62-64 Macquarie St - East (Kia Ora Bldg)  
**Sensor type** C22  
**Serial no.** 102365  
**Master(s) serial no.** 102365  
**Latest calibration** 2021-09-29  
**Standard** DIN4150-3 Anlage 25mm/s 1-315Hz  
**Unit** mm/s, %  
**Quantity** Velocity  
**Interval time** 2 min  
**Frequency weighting** Zeile 3  
**Max** V: 0.52 mm/s, L: 0.40 mm/s, T: 0.46 mm/s, rV: 14.40 %, rL: 9.45 %, rT: 12.100 %



**X-span** 2021-12-20 07:00:00 - 2021-12-20 18:00:00  
**Y-span** V, L, T : mm/s: 0.0 - 1.0, rV, rL, rT : %: 0.0 - 20.0

	V	L	T	rV	rL	rT
<b>Max</b>	0.52 mm/s	0.40 mm/s	0.46 mm/s	14.40 %	9.45 %	12.100 %
<b>Date</b>	2021-12-20	2021-12-20	2021-12-20	2021-12-20	2021-12-20	2021-12-20
<b>Time</b>	12:24:00	07:50:00	07:50:00	12:24:00	09:56:00	10:04:00

**Project** SM Parramatta  
**Project maintainer** ██████████  
**Customer** Delta Group  
**Customer contact** ██████████  
**Time frame** 2021-12-20 07:00 - 2021-12-20 18:00 (Australia/Sydney)  
**Measure point** MP\_5  
**Location** 29 Smith St - L2 balcony  
**Sensor type** S50  
**Serial no.** 10835  
**Master(s) serial no.** 2329  
**Latest calibration** 2021-09-21  
**Standard** Lmax + Leq  
 55-130 dBA Fast  
**Unit** dBA  
**Quantity** Sound Pres.Level, Eqv.Sound Pres.L  
**Interval time** 15 min  
**dB Corr** -6 dB  
**Max** Lmax: 97.60 dBA, Leq: 75.80 dBA

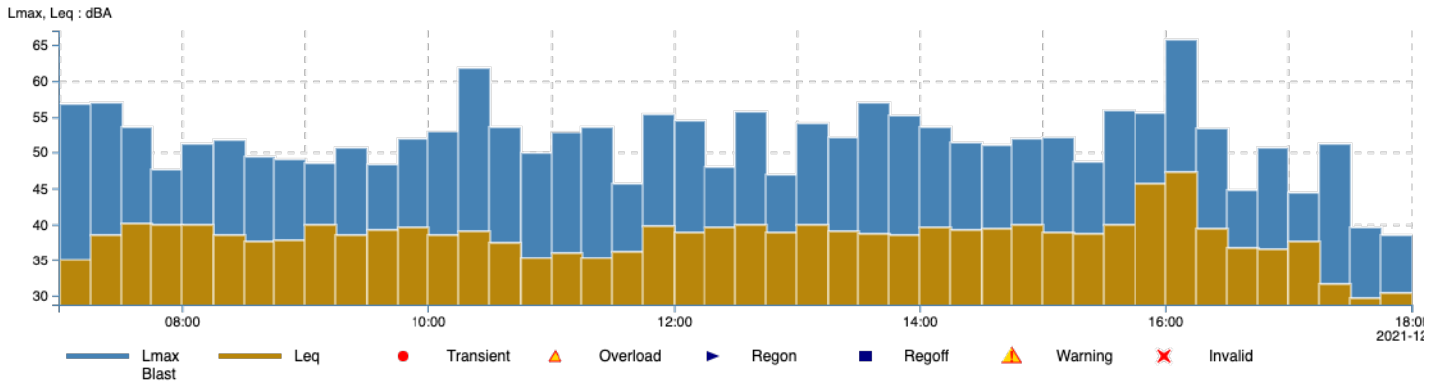


**X-span** 2021-12-20 07:00:00 - 2021-12-20 18:00:00

**Y-span** Lmax, Leq : dBA: 53.65 - 99.070

	<b>Lmax</b>	<b>Leq</b>
<b>Max</b>	97.60 dBA	75.80 dBA
<b>Date</b>	2021-12-20	2021-12-20
<b>Time</b>	07:45:00	07:45:00

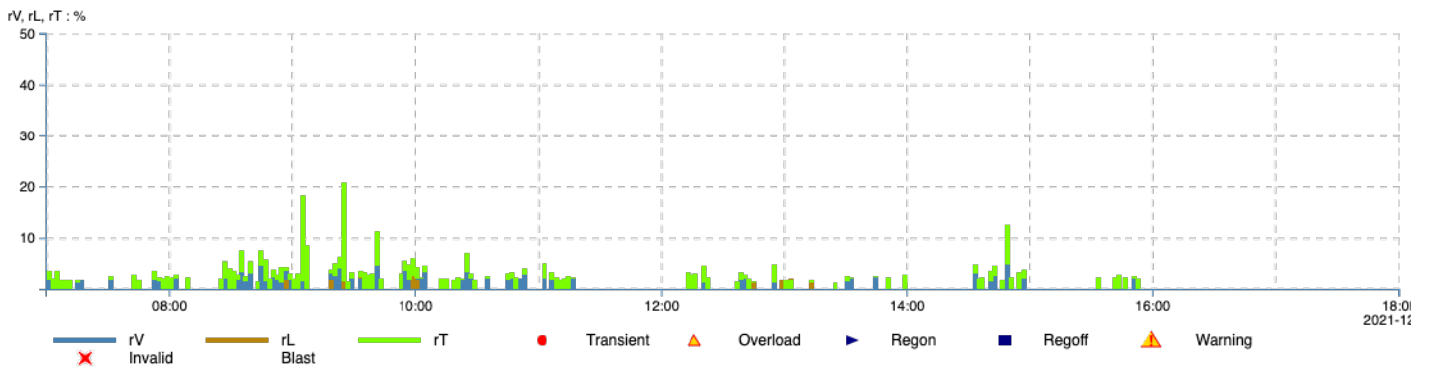
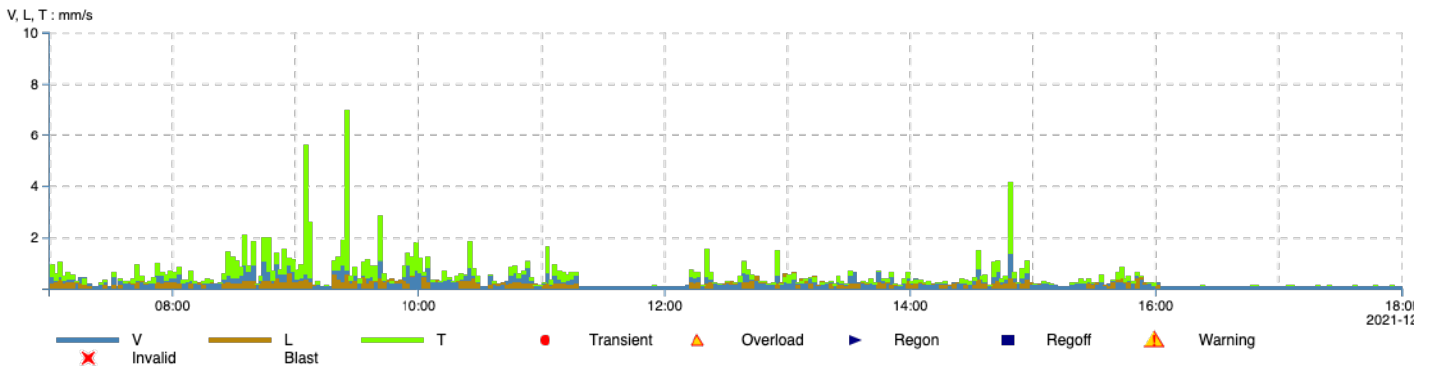
**Project** SM Parramatta  
**Project maintainer** ██████████  
**Customer** Delta Group  
**Customer contact** ██████████  
**Time frame** 2021-12-20 07:00 - 2021-12-20 18:00 (Australia/Sydney)  
**Measure point** MP\_6  
**Location** 119 Macquarie St (Leigh Memorial Church)  
**Sensor type** S50  
**Serial no.** 10887  
**Master(s) serial no.** 2666  
**Latest calibration** 2021-05-03  
**Standard** Lmax + Leq  
 30-105 dBA Fast  
**Unit** dBA  
**Quantity** Sound Pres.Level, Eqv.Sound Pres.L  
**Interval time** 15 min  
**dB Corr** -7 dB  
**Max** Lmax: 65.70 dBA, Leq: 47.20 dBA



**X-span** 2021-12-20 07:00:00 - 2021-12-20 18:00:00  
**Y-span** Lmax, Leq : dBA: 28.82 - 67.055

	<b>Lmax</b>	<b>Leq</b>
<b>Max</b>	65.70 dBA	47.20 dBA
<b>Date</b>	2021-12-20	2021-12-20
<b>Time</b>	16:15:00	16:15:00

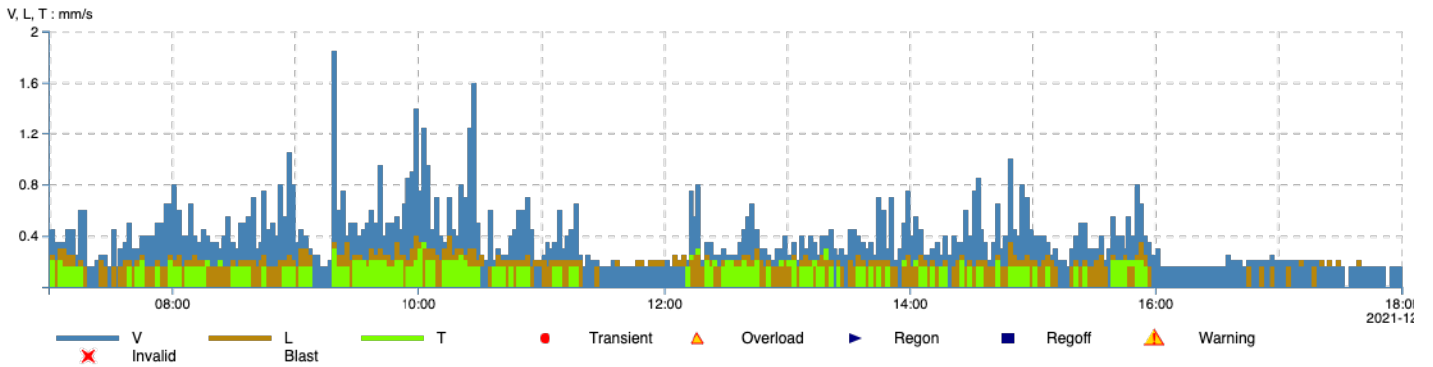
**Project** SM Parramatta  
**Project maintainer** ██████████  
**Customer** Delta Group  
**Customer contact** ██████████  
**Time frame** 2021-12-21 07:00 - 2021-12-21 18:00 (Australia/Sydney)  
**Measure point** MP\_1  
**Location** 25 Smith St - UG Parking  
**Sensor type** C22  
**Serial no.** 102620  
**Master(s) serial no.** 102620  
**Latest calibration** 2021-09-21  
**Standard** DIN4150-3 Anlage 250mm/s 1-315Hz  
**Unit** mm/s, %  
**Quantity** Velocity  
**Interval time** 2 min  
**Frequency weighting** Zeile 1  
**Max** V: 1.35 mm/s, L: 0.65 mm/s, T: 7.0 mm/s, rV: 4.62 %, rL: 2.31 %, rT: 20.80 %



**X-span** 2021-12-21 07:00:00 - 2021-12-21 18:00:00  
**Y-span** V, L, T : mm/s: 0.0 - 10.0, rV, rL, rT : %: 0.0 - 50.0

	V	L	T	rV	rL	rT
<b>Max</b>	1.35 mm/s	0.65 mm/s	7.0 mm/s	4.62 %	2.31 %	20.80 %
<b>Date</b>	2021-12-21	2021-12-21	2021-12-21	2021-12-21	2021-12-21	2021-12-21
<b>Time</b>	14:50:00	10:00:00	09:26:00	14:50:00	10:00:00	09:26:00

**Project** SM Parramatta  
**Project maintainer** ██████████  
**Customer** Delta Group  
**Customer contact** ██████████  
**Time frame** 2021-12-21 07:00 - 2021-12-21 18:00 (Australia/Sydney)  
**Measure point** MP\_2  
**Location** 25 Smith St - Level 6  
**Sensor type** V12  
**Serial no.** 25110  
**Master(s) serial no.** 2478  
**Latest calibration** 2021-09-23  
**Standard** DIN4150-3 + Freq  
 250 mm/s 1-315Hz  
**Unit** mm/s  
**Quantity** Velocity  
**Interval time** 2 min  
**Max** V: 1.85 mm/s, L: 0.45 mm/s, T: 0.35 mm/s

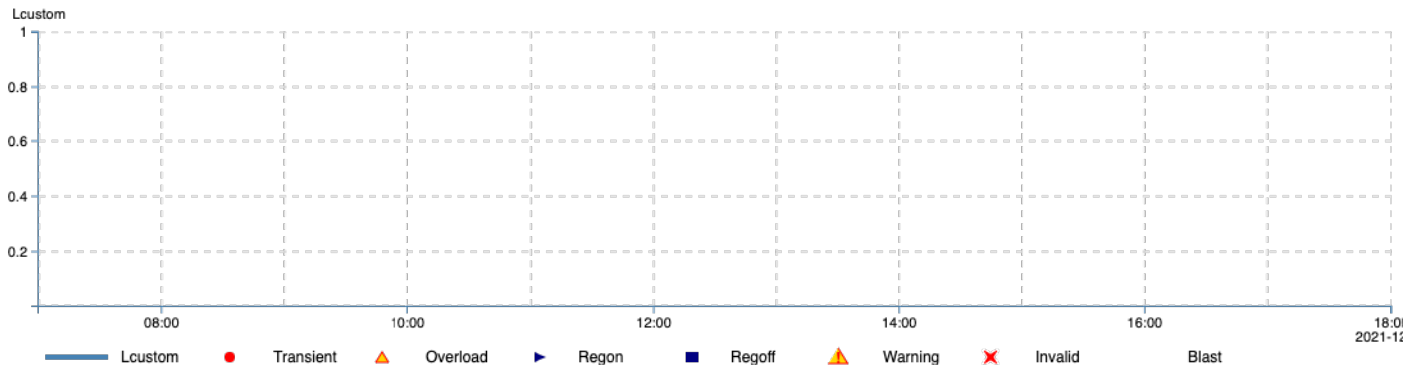
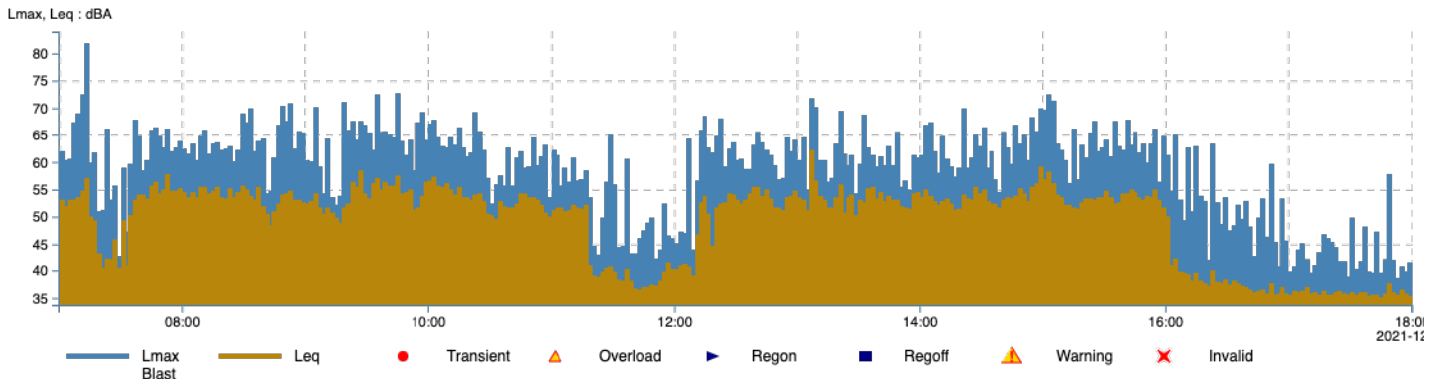


**X-span** 2021-12-21 07:00:00 - 2021-12-21 18:00:00  
**Y-span** V, L, T : mm/s: 0.0 - 2.0

	V	L	T
<b>Max</b>	1.85 mm/s	0.45 mm/s	0.35 mm/s
<b>Date</b>	2021-12-21	2021-12-21	2021-12-21
<b>Time</b>	09:20:00	09:34:00	10:04:00



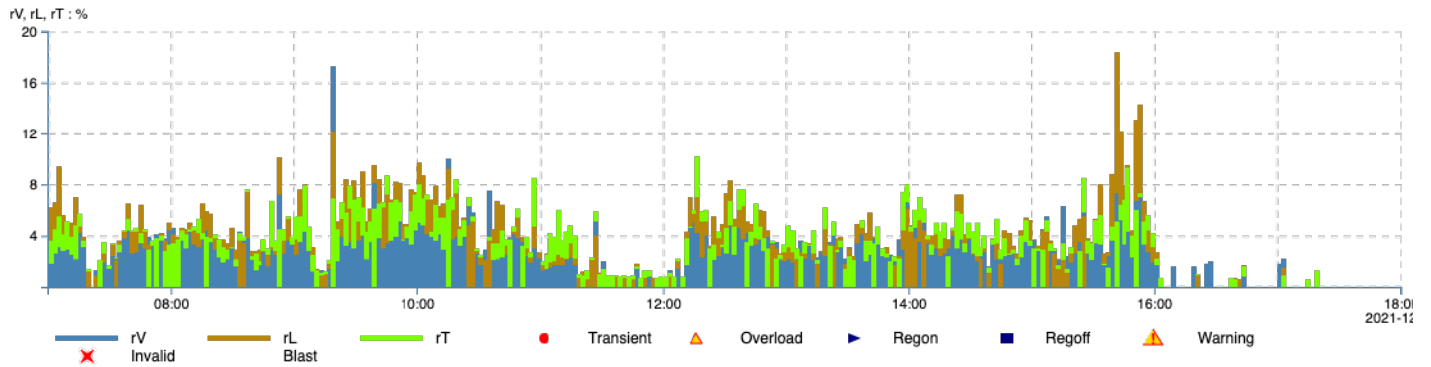
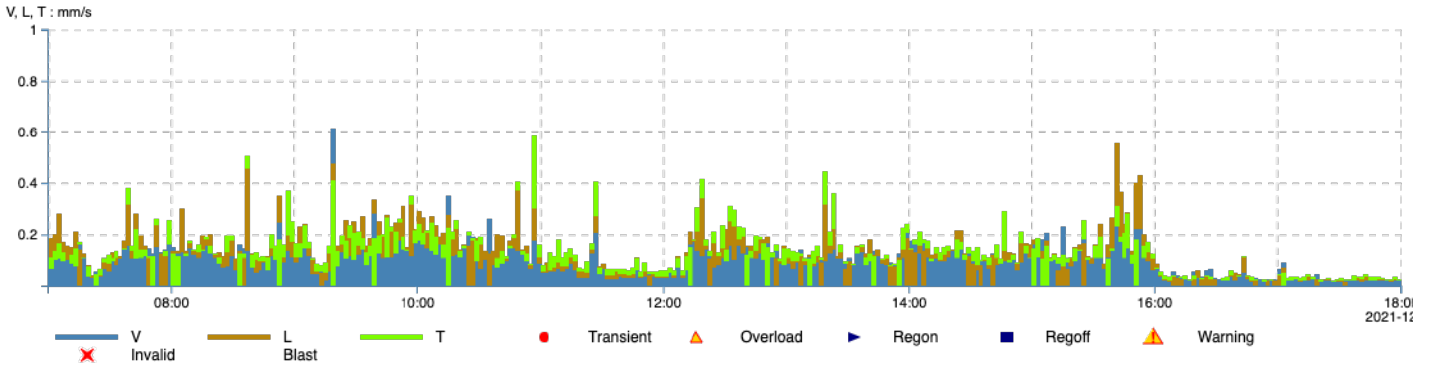
**Project** SM Parramatta  
**Project maintainer** ██████████  
**Customer** Delta Group  
**Customer contact** ██████████  
**Time frame** 2021-12-21 07:00 - 2021-12-21 18:00 (Australia/Sydney)  
**Measure point** MP\_3  
**Location** 25 Smith St - Level 6  
**Sensor type** S50  
**Serial no.** 10883  
**Master(s) serial no.** 2478  
**Latest calibration** 2021-09-21  
**Standard** Lmax + Leq  
 30-105 dBA Fast  
**Unit** dBA  
**Quantity** Sound Pres.Level, Eqv.Sound Pres.L  
**Interval time** 2 min  
**Max** Lmax: 81.90 dBA, Leq: 62.20 dBA, Lcustom:



**X-span** 2021-12-21 07:00:00 - 2021-12-21 18:00:00  
**Y-span** Lmax, Leq : dBA: 33.85 - 84.060, Lcustom: 0.0 - 1.0

	Lmax	Leq	Lcustom
<b>Max</b>	81.90 dBA	62.20 dBA	-
<b>Date</b>	2021-12-21	2021-12-21	-
<b>Time</b>	07:14:00	13:08:00	-

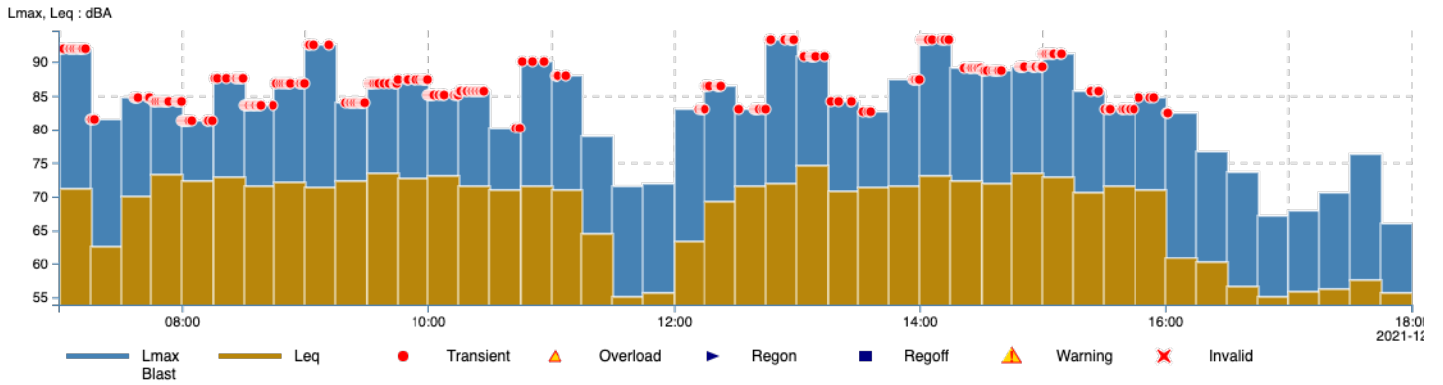
**Project** SM Parramatta  
**Project maintainer** ██████████  
**Customer** Delta Group  
**Customer contact** ██████████  
**Time frame** 2021-12-21 07:00 - 2021-12-21 18:00 (Australia/Sydney)  
**Measure point** MP\_4  
**Location** 62-64 Macquarie St - East (Kia Ora Bldg)  
**Sensor type** C22  
**Serial no.** 102365  
**Master(s) serial no.** 102365  
**Latest calibration** 2021-09-29  
**Standard** DIN4150-3 Anlage 25mm/s 1-315Hz  
**Unit** mm/s, %  
**Quantity** Velocity  
**Interval time** 2 min  
**Frequency weighting** Zeile 3  
**Max** V: 0.61 mm/s, L: 0.56 mm/s, T: 0.58 mm/s, rV: 17.30 %, rL: 18.40 %, rT: 10.20 %



**X-span** 2021-12-21 07:00:00 - 2021-12-21 18:00:00  
**Y-span** V, L, T : mm/s: 0.0 - 1.0, rV, rL, rT : %: 0.0 - 20.0

	V	L	T	rV	rL	rT
<b>Max</b>	0.61 mm/s	0.56 mm/s	0.58 mm/s	17.30 %	18.40 %	10.20 %
<b>Date</b>	2021-12-21	2021-12-21	2021-12-21	2021-12-21	2021-12-21	2021-12-21
<b>Time</b>	09:20:00	15:42:00	10:58:00	09:20:00	15:42:00	12:18:00

**Project** SM Parramatta  
**Project maintainer** ██████████  
**Customer** Delta Group  
**Customer contact** ██████████  
**Time frame** 2021-12-21 07:00 - 2021-12-21 18:00 (Australia/Sydney)  
**Measure point** MP\_5  
**Location** 29 Smith St - L2 balcony  
**Sensor type** S50  
**Serial no.** 10835  
**Master(s) serial no.** 2329  
**Latest calibration** 2021-09-21  
**Standard** Lmax + Leq  
 55-130 dBA Fast  
**Unit** dBA  
**Quantity** Sound Pres.Level, Eqv.Sound Pres.L  
**Interval time** 15 min  
**dB Corr** -6 dB  
**Max** Lmax: 93.30 dBA, Leq: 74.60 dBA

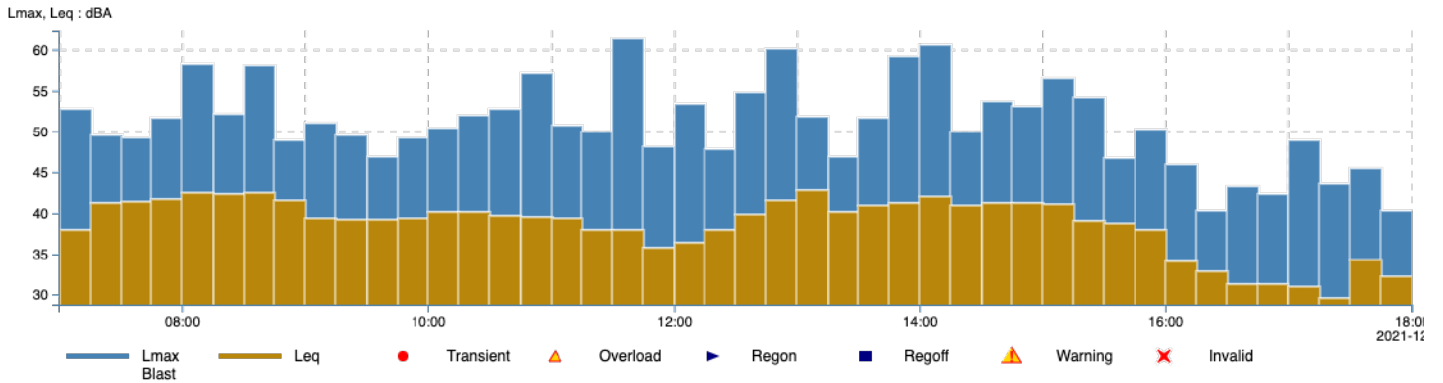


**X-span** 2021-12-21 07:00:00 - 2021-12-21 18:00:00

**Y-span** Lmax, Leq : dBA: 54.020 - 94.66

	<b>Lmax</b>	<b>Leq</b>
<b>Max</b>	93.30 dBA	74.60 dBA
<b>Date</b>	2021-12-21	2021-12-21
<b>Time</b>	13:00:00	13:15:00

**Project** SM Parramatta  
**Project maintainer** ██████████  
**Customer** Delta Group  
**Customer contact** ██████████  
**Time frame** 2021-12-21 07:00 - 2021-12-21 18:00 (Australia/Sydney)  
**Measure point** MP\_6  
**Location** 119 Macquarie St (Leigh Memorial Church)  
**Sensor type** S50  
**Serial no.** 10887  
**Master(s) serial no.** 2666  
**Latest calibration** 2021-05-03  
**Standard** Lmax + Leq  
 30-105 dBA Fast  
**Unit** dBA  
**Quantity** Sound Pres.Level, Eqv.Sound Pres.L  
**Interval time** 15 min  
**dB Corr** -7 dB  
**Max** Lmax: 61.30 dBA, Leq: 42.80 dBA



**X-span** 2021-12-21 07:00:00 - 2021-12-21 18:00:00  
**Y-span** Lmax, Leq : dBA: 28.84 - 62.35

<b>Max</b>	Lmax	61.30 dBA	Leq	42.80 dBA
<b>Date</b>		2021-12-21		2021-12-21
<b>Time</b>		11:45:00		13:15:00

---

*Appendix B - Example of Clyde Weekly Monitoring Report*

This page intentionally left blank



6 April 2022

Delta Group  
Angus Lumsden  
Project Manager

## Environmental Monitoring Report - Sydney Metro Clyde Project 4th February - 10th February 2022

Please find attached environmental monitoring results for the Sydney Metro Clyde Project from the 4th of February to the 10th of February 2022.

There were 5 active monitoring points during the reporting period, as follows:

- MP 1 - Vibration monitoring at Veolia Building - 2 Unwin St
- MP 2 - Noise monitoring at Veolia Building - 2 Unwin St
- MP 3 - Vibration monitoring at Department of Main Roads Heritage Wall
- MP 4 - Noise monitoring at Rosehill Racecourse
- MP 5 - Noise monitoring at Downer Plant Yard

The position of the current monitoring points are shown in Figure 1 below.



Figure 1: Monitoring Locations

## Noise Monitoring Results

Table 1. LAeq (15min) results from MP 2 - Veolia Bulding - 2 Unwin St					
Date	Time	Range dBA LAeq (15min)	Average dBA LAeq (15min)	NML LAeq (15min)	No. of intervals above NML
04/02/2022	7:00 to 18:00	70 to 72	71	70dBA	42
05/02/2022	7:00 to 18:00	69 to 72	71	70dBA	39
06/02/2022	7:00 to 18:00	67 to 71	70	70dBA	24
07/02/2022	7:00 to 18:00	71 to 72	71	70dBA	44
08/02/2022	7:00 to 18:00	71 to 73	71	70dBA	44
09/02/2022	7:00 to 18:00	70 to 73	71	70dBA	36
10/02/2022	7:00 to 18:00	58 to 85	68	70dBA	22

Noise intervals were consistently around the Noise Management Level (NML) for the Veolia - 2 Unwin St monitoring point during the reporting period. While there are numerous exceedances, these are only just over the NML and thus minor in nature.

Table 2. LAeq (15min) results from MP 4 - Rosehill Racecourse					
Date	Time	Range dBA LAeq (15min)	Average dBA LAeq (15min)	NML LAeq (15min)	No. of intervals above NML
04/02/2022	7:00 to 18:00	63 to 70	68	60dBA	44
05/02/2022	7:00 to 18:00	59 to 71	65	60dBA	38
06/02/2022	7:00 to 18:00	55 to 66	60	60dBA	18
07/02/2022	7:00 to 18:00	64 to 73	69	60dBA	44
08/02/2022	7:00 to 18:00	62 to 75	68	60dBA	44
09/02/2022	7:00 to 18:00	65 to 71	68	60dBA	44
10/02/2022	7:00 to 18:00	65 to 70	68	60dBA	44

Noise intervals were routinely above the Noise Management Level (NML) for the Rosehill Racecourse monitoring point during the reporting period.

Table 3. LAeq (15min) results from MP 5 - Downer Plant Yard					
Date	Time	Range dBA LAeq (15min)	Average dBA LAeq (15min)	NML LAeq (15min)	No. of intervals above NML
04/02/2022	7:00 to 18:00	57 to 62	58	75dBA	None
05/02/2022	7:00 to 18:00	55 to 72	57	75dBA	None
06/02/2022	7:00 to 18:00	55 to 59	56	75dBA	None
07/02/2022	7:00 to 18:00	56 to 66	58	75dBA	None
08/02/2022	7:00 to 18:00	55 to 59	57	75dBA	None
09/02/2022	7:00 to 18:00	55 to 65	57	75dBA	None
10/02/2022	7:00 to 18:00	55 to 69	57	75dBA	None

Noise intervals were compliant with the Noise Management Level (NML) for the Downer Plant Yard monitoring point during the reporting period.

### **Vibration Monitoring Results**

Vibration results for the reporting period are presented in Table 4.

Table 4. Vibration Results									
MP	Location	Criteria	Maximum PPV (mm/s)						
			Fri 4/2	Sat 5/2	Sun 6/2	Mon 7/2	Tue 8/2	Wed 9/2	Thu 10/2
1	Veolia - 2 Unwin St	7.5mm/s	0.55	0.4	0.35	0.55	0.55	0.5	0.45
3	Heritage Wall	7.5mm/s	0.85	0.8	0.5	0.45	0.45	0.5	0.55

There were no exceedances of the vibration criteria during the reporting period.



## **Meteorological Conditions**

Meteorological conditions for the reporting period are provided below. These have been sourced from the Bureau of Meteorology website.

<b>Table 4. Meteorological Conditions</b>										
Date	9am Temp (°C)	9am relative humidity (%)	9am cloud amount (oktas)	9am wind direction	9am wind speed (km/h)	3pm Temp (°C)	3pm relative humidity (%)	3pm cloud amount (oktas)	3pm wind direction	3pm wind speed (km/h)
04/02/2022	18.1	86	5	SSW	17	18.2	93	7	WNW	6
05/02/2022	19.1	77	7	ESE	35	24.4	50	7	SSE	30
06/02/2022	22.0	57	5	SE	20	22.9	65	6	SE	9
07/02/2022	19.5	85	6	S	24	20.3	86	6	SSW	15
08/02/2022	16.8	96	8	W	7	23.9	65	3	ESE	22
09/02/2022	19.1	87	1	WNW	13	27.3	54	3	E	19
10/02/2022	21.4	74	0	W	11	29.4	54	2	E	15

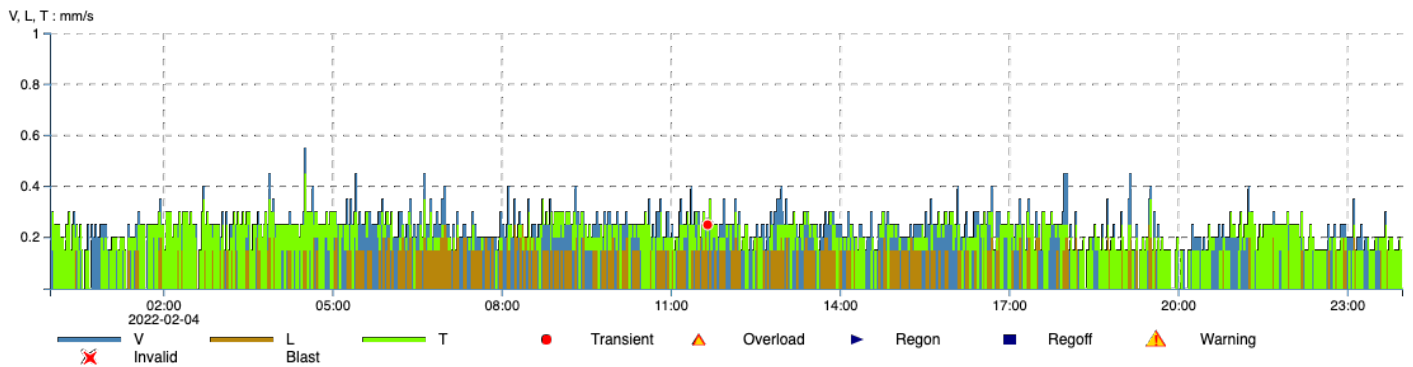
All recorded noise and vibration results from the project, as well as all raw data, will be stored for a minimum of 10 years on the Infra Net website.

Regards,



Consulting Engineer

**Project** SM Clyde  
**Project maintainer** ██████████  
**Customer** Delta Group  
**Customer contact** ██████████  
**Time frame** 2022-02-04 00:00 - 2022-02-04 23:59 (Australia/Sydney)  
**Measure point** MP\_1  
**Location** Veolia - 2 Unwin st  
**Sensor type** V12  
**Serial no.** 21760  
**Master(s) serial no.** 2439  
**Latest calibration** 2021-09-21  
**Standard** DIN4150-3 + Freq  
 250 mm/s 1-315Hz  
**Unit** mm/s  
**Quantity** Velocity  
**Interval time** 2 min  
**Max** V: 0.55 mm/s, L: 0.25 mm/s, T: 0.45 mm/s

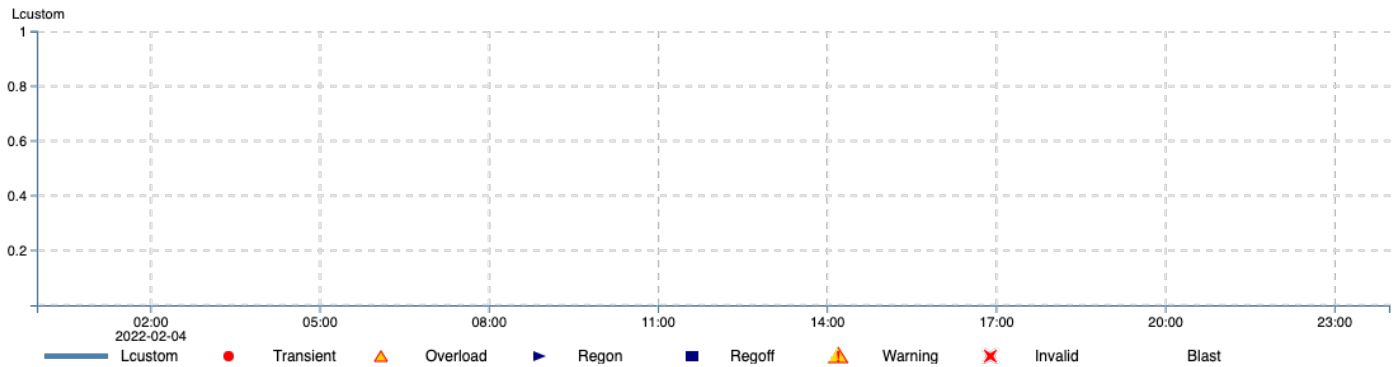
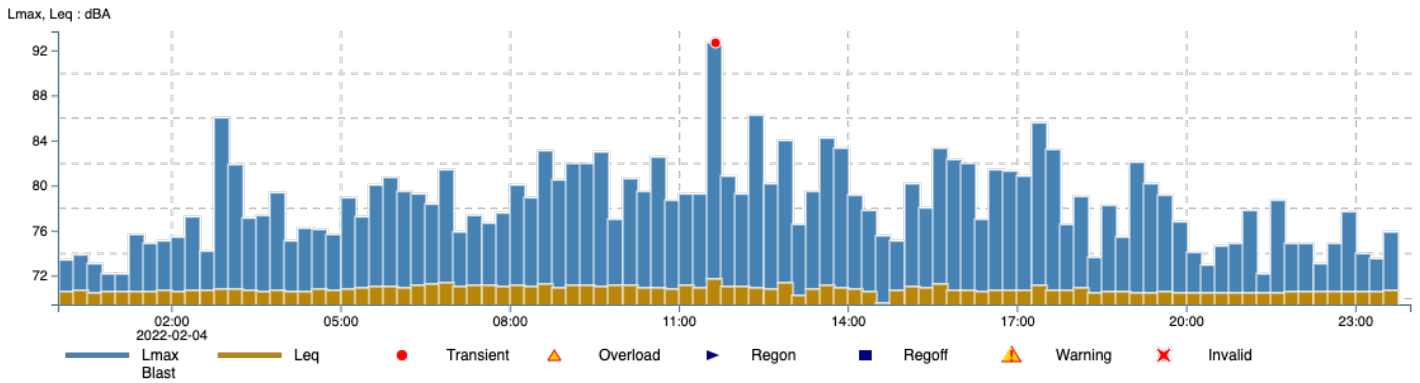


**X-span** 2022-02-04 00:00:00 - 2022-02-04 23:59:00

**Y-span** V, L, T : mm/s: 0.0 - 1.0

	V	L	T
<b>Max</b>	0.55 mm/s	0.25 mm/s	0.45 mm/s
<b>Date</b>	2022-02-04	2022-02-04	2022-02-04
<b>Time</b>	04:32:00	07:00:00	04:32:00

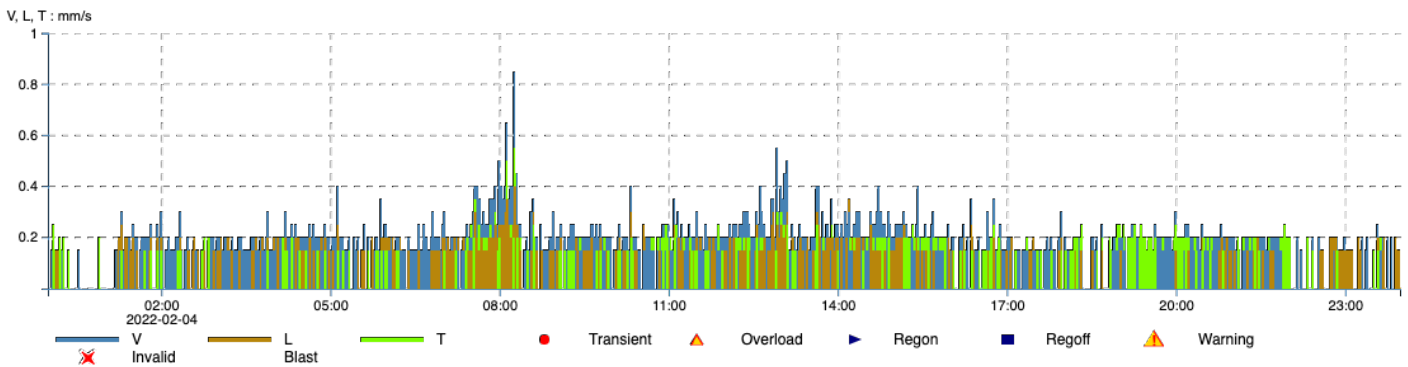
**Project** SM Clyde  
**Project maintainer** ██████████  
**Customer** Delta Group  
**Customer contact** ██████████  
**Time frame** 2022-02-04 00:00 - 2022-02-04 23:59 (Australia/Sydney)  
**Measure point** MP\_2  
**Location** Veolia - 2 Unwin st  
**Sensor type** S50  
**Serial no.** 10895  
**Master(s) serial no.** 2439  
**Latest calibration** 2021-09-21  
**Standard** Lmax + Leq  
 55-130 dBA Fast  
**Unit** dBA  
**Quantity** Sound Pres.Level, Eqv.Sound Pres.L  
**Interval time** 15 min  
**Max** Lmax: 92.70 dBA, Leq: 71.70 dBA, Lcustom:



**X-span** 2022-02-04 00:00:00 - 2022-02-04 23:59:00  
**Y-span** Lmax, Leq : dBA: 69.49 - 93.73, Lcustom: 0.0 - 1.0

	Lmax	Leq	Lcustom
<b>Max</b>	92.70 dBA	71.70 dBA	-
<b>Date</b>	2022-02-04	2022-02-04	-
<b>Time</b>	11:45:00	11:45:00	-

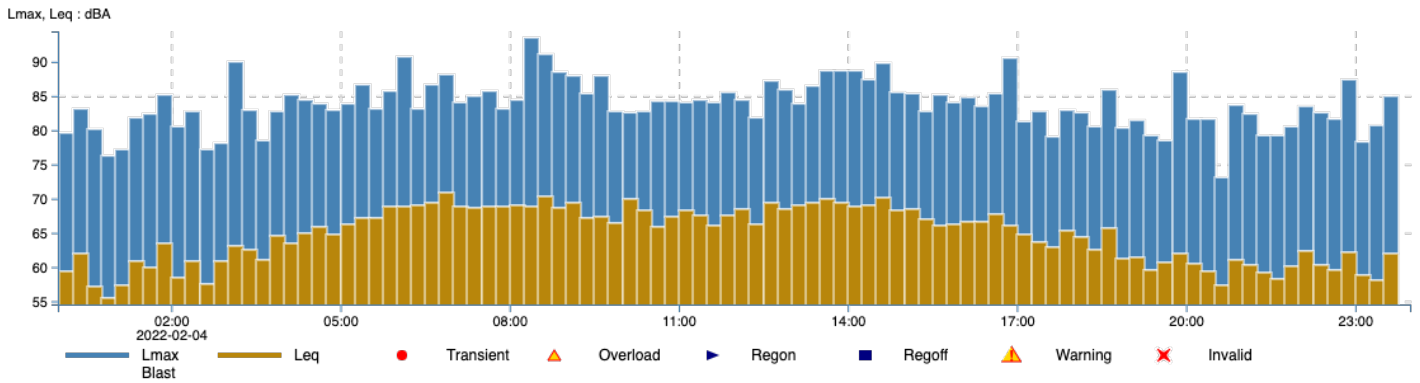
**Project** SM Clyde  
**Project maintainer** ██████████  
**Customer** Delta Group  
**Customer contact** ██████████  
**Time frame** 2022-02-04 00:00 - 2022-02-04 23:59 (Australia/Sydney)  
**Measure point** MP\_3  
**Location** Department of Main Roads heritage wall - Unwin st  
**Sensor type** V12  
**Serial no.** 26270  
**Master(s) serial no.** 2357  
**Latest calibration** 2021-09-21  
**Standard** DIN4150-3 + Freq  
 250 mm/s 1-315Hz  
**Unit** mm/s  
**Quantity** Velocity  
**Interval time** 2 min  
**Max** V: 0.85 mm/s, L: 0.40 mm/s, T: 0.55 mm/s



**X-span** 2022-02-04 00:00:00 - 2022-02-04 23:59:00  
**Y-span** V, L, T : mm/s: 0.0 - 1.0

	V	L	T
<b>Max</b>	0.85 mm/s	0.40 mm/s	0.55 mm/s
<b>Date</b>	2022-02-04	2022-02-04	2022-02-04
<b>Time</b>	08:16:00	08:16:00	08:16:00

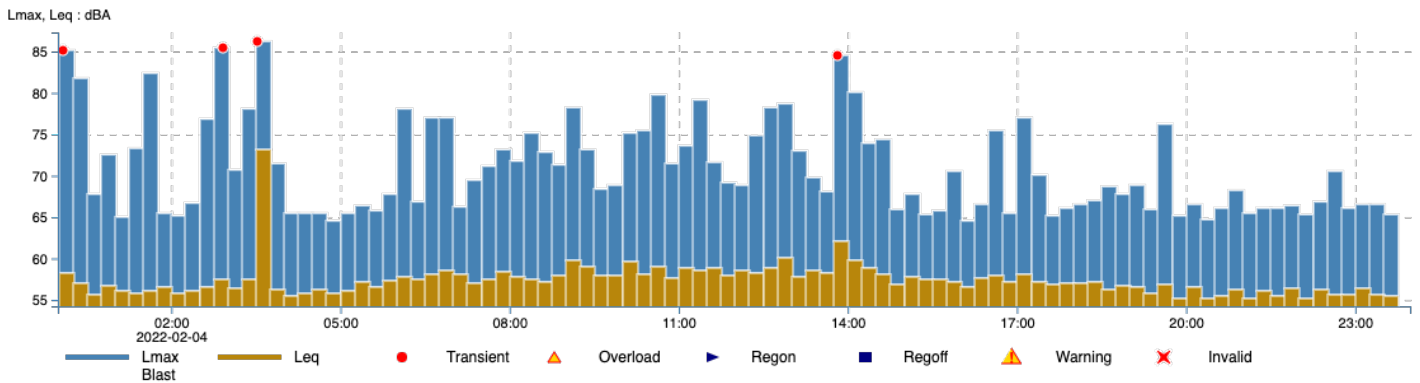
**Project** SM Clyde  
**Project maintainer** ██████████  
**Customer** Delta Group  
**Customer contact** ██████████  
**Time frame** 2022-02-04 00:00 - 2022-02-04 23:59 (Australia/Sydney)  
**Measure point** MP\_4  
**Location** Rosehill Racecourse  
**Sensor type** S50  
**Serial no.** 10118  
**Master(s) serial no.** 2353  
**Latest calibration** 2019-08-15  
**Standard** Lmax + Leq  
 55-130 dBA Fast  
**Unit** dBA  
**Quantity** Sound Pres.Level, Eqv.Sound Pres.L  
**Interval time** 15 min  
**Max** Lmax: 93.50 dBA, Leq: 70.80 dBA



**X-span** 2022-02-04 00:00:00 - 2022-02-04 23:59:00  
**Y-span** Lmax, Leq : dBA: 54.63 - 94.52

	<b>Lmax</b>	<b>Leq</b>
<b>Max</b>	93.50 dBA	70.80 dBA
<b>Date</b>	2022-02-04	2022-02-04
<b>Time</b>	08:30:00	07:00:00

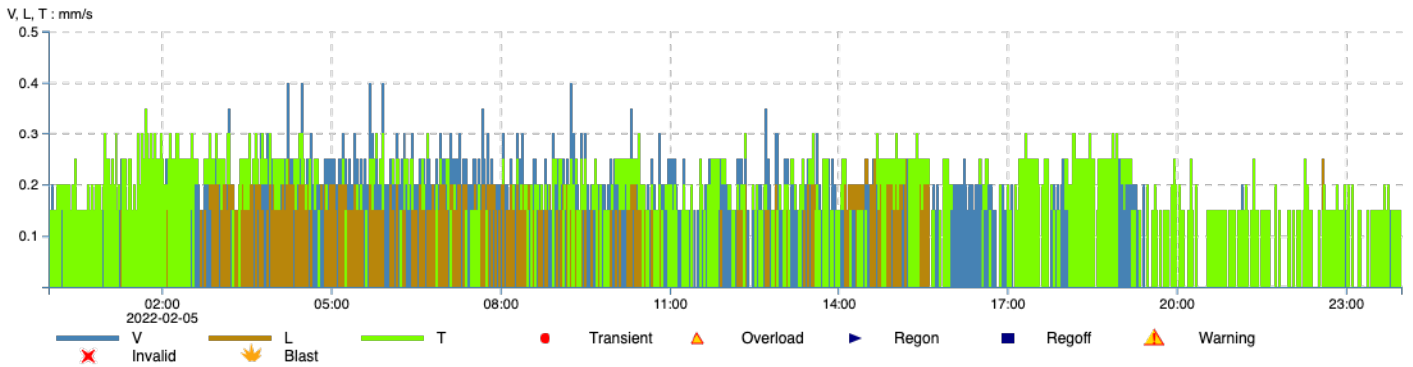
**Project** SM Clyde  
**Project maintainer** ██████████  
**Customer** Delta Group  
**Customer contact** ██████████  
**Time frame** 2022-02-04 00:00 - 2022-02-04 23:59 (Australia/Sydney)  
**Measure point** MP\_5  
**Location** Downers Plant  
**Sensor type** S50  
**Serial no.** 10884  
**Master(s) serial no.** 2475  
**Latest calibration** 2019-08-15  
**Standard** Lmax + Leq  
 55-130 dBA Fast  
**Unit** dBA  
**Quantity** Sound Pres.Level, Eqv.Sound Pres.L  
**Interval time** 15 min  
**dB Corr** -6 dB  
**Max** Lmax: 86.30 dBA, Leq: 73.100 dBA



**X-span** 2022-02-04 00:00:00 - 2022-02-04 23:59:00  
**Y-span** Lmax, Leq : dBA: 54.31 - 87.38

	<b>Lmax</b>	<b>Leq</b>
<b>Max</b>	86.30 dBA	73.100 dBA
<b>Date</b>	2022-02-04	2022-02-04
<b>Time</b>	03:45:00	03:45:00

**Project** SM Clyde  
**Project maintainer** ██████████  
**Customer** Delta Group  
**Customer contact** ██████████  
**Time frame** 2022-02-05 00:00 - 2022-02-05 23:59 (Australia/Sydney)  
**Measure point** MP\_1  
**Location** Veolia - 2 Unwin st  
**Sensor type** V12  
**Serial no.** 21760  
**Master(s) serial no.** 2439  
**Latest calibration** 2021-09-21  
**Standard** DIN4150-3 + Freq  
 250 mm/s 1-315Hz  
**Unit** mm/s  
**Quantity** Velocity  
**Interval time** 2 min  
**Max** V: 0.40 mm/s, L: 0.25 mm/s, T: 0.35 mm/s

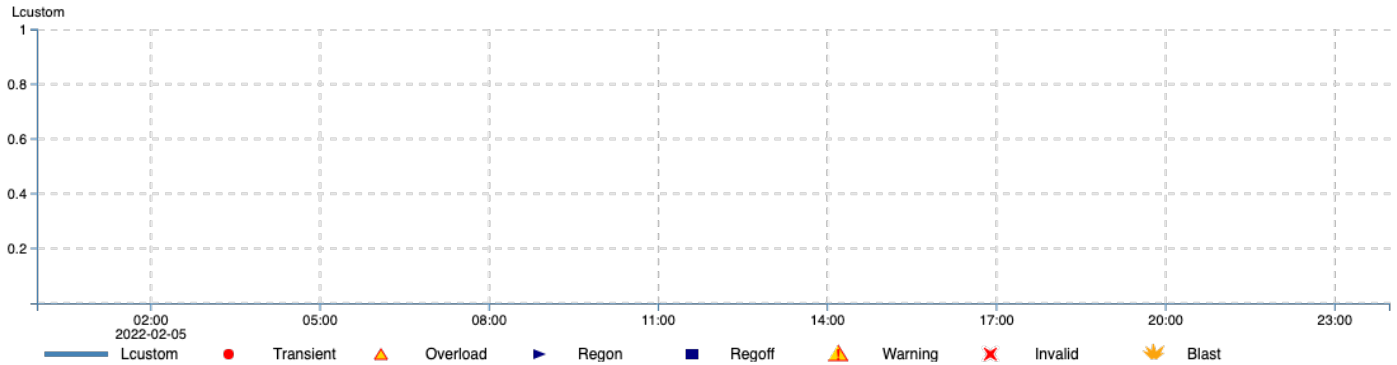
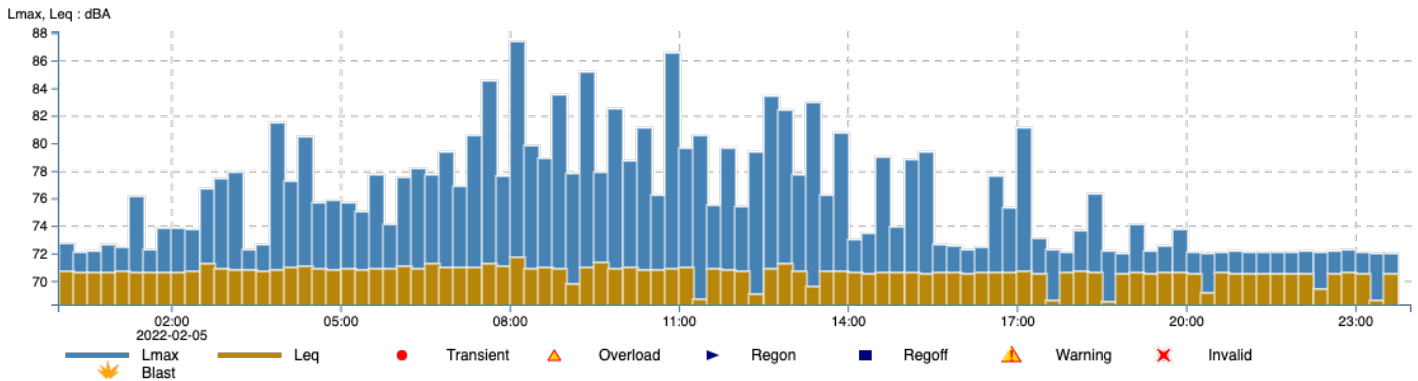


**X-span** 2022-02-05 00:00:00 - 2022-02-05 23:59:00

**Y-span** V, L, T : mm/s: 0.0 - 0.50

	V	L	T
<b>Max</b>	0.40 mm/s	0.25 mm/s	0.35 mm/s
<b>Date</b>	2022-02-05	2022-02-05	2022-02-05
<b>Time</b>	04:16:00	04:16:00	01:44:00

**Project** SM Clyde  
**Project maintainer** ██████████  
**Customer** Delta Group  
**Customer contact** ██████████  
**Time frame** 2022-02-05 00:00 - 2022-02-05 23:59 (Australia/Sydney)  
**Measure point** MP\_2  
**Location** Veolia - 2 Unwin st  
**Sensor type** S50  
**Serial no.** 10895  
**Master(s) serial no.** 2439  
**Latest calibration** 2021-09-21  
**Standard** Lmax + Leq  
 55-130 dBA Fast  
**Unit** dBA  
**Quantity** Sound Pres.Level, Eqv.Sound Pres.L  
**Interval time** 15 min  
**Max** Lmax: 87.40 dBA, Leq: 71.70 dBA, Lcustom:

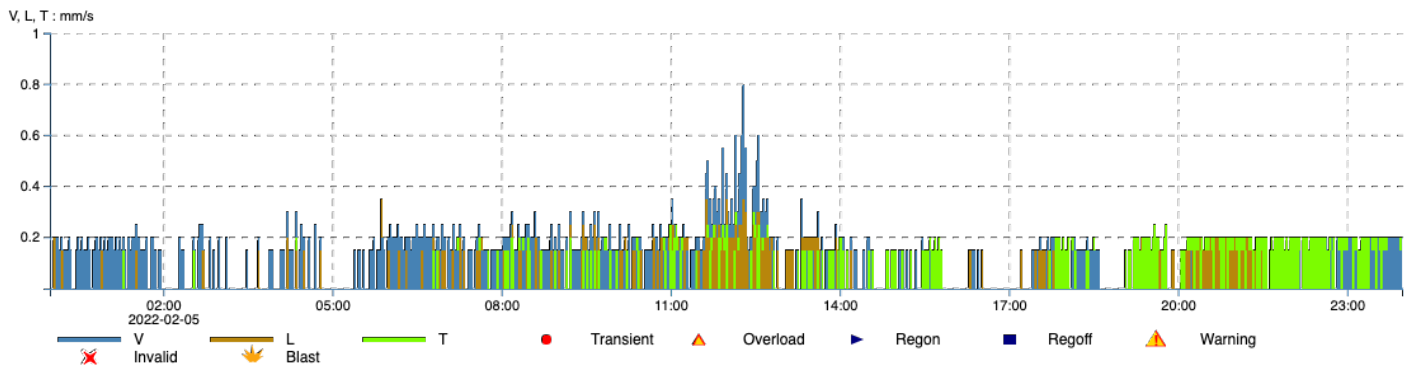


**X-span** 2022-02-05 00:00:00 - 2022-02-05 23:59:00  
**Y-span** Lmax, Leq : dBA: 68.34 - 88.17, Lcustom: 0.0 - 1.0

	Lmax	Leq	Lcustom
<b>Max</b>	87.40 dBA	71.70 dBA	-
<b>Date</b>	2022-02-05	2022-02-05	-
<b>Time</b>	08:15:00	08:15:00	-



**Project** SM Clyde  
**Project maintainer** ██████████  
**Customer** Delta Group  
**Customer contact** ██████████  
**Time frame** 2022-02-05 00:00 - 2022-02-05 23:59 (Australia/Sydney)  
**Measure point** MP\_3  
**Location** Department of Main Roads heritage wall - Unwin st  
**Sensor type** V12  
**Serial no.** 26270  
**Master(s) serial no.** 2357  
**Latest calibration** 2021-09-21  
**Standard** DIN4150-3 + Freq  
 250 mm/s 1-315Hz  
**Unit** mm/s  
**Quantity** Velocity  
**Interval time** 2 min  
**Max** V: 0.80 mm/s, L: 0.35 mm/s, T: 0.35 mm/s

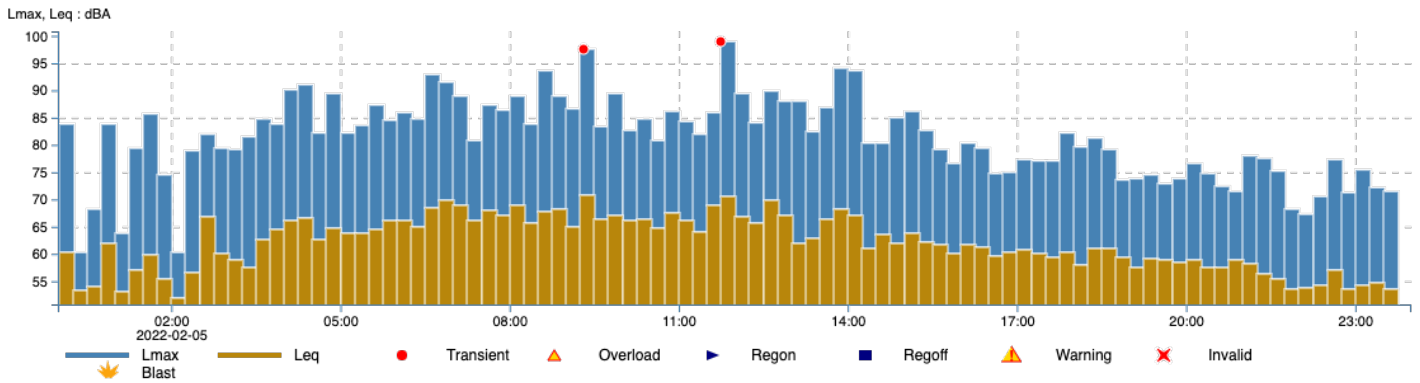


**X-span** 2022-02-05 00:00:00 - 2022-02-05 23:59:00

**Y-span** V, L, T : mm/s: 0.0 - 1.0

	V	L	T
<b>Max</b>	0.80 mm/s	0.35 mm/s	0.35 mm/s
<b>Date</b>	2022-02-05	2022-02-05	2022-02-05
<b>Time</b>	12:18:00	05:52:00	11:38:00

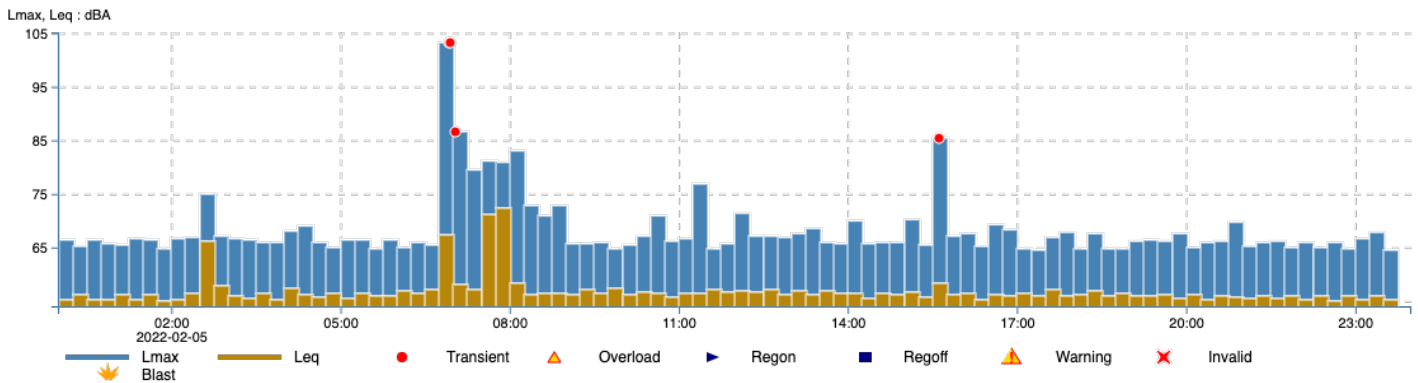
**Project** SM Clyde  
**Project maintainer** ██████████  
**Customer** Delta Group  
**Customer contact** ██████████  
**Time frame** 2022-02-05 00:00 - 2022-02-05 23:59 (Australia/Sydney)  
**Measure point** MP\_4  
**Location** Rosehill Racecourse  
**Sensor type** S50  
**Serial no.** 10118  
**Master(s) serial no.** 2353  
**Latest calibration** 2019-08-15  
**Standard** Lmax + Leq  
 55-130 dBA Fast  
**Unit** dBA  
**Quantity** Sound Pres.Level, Eqv.Sound Pres.L  
**Interval time** 15 min  
**Max** Lmax: 99.0 dBA, Leq: 70.70 dBA



**X-span** 2022-02-05 00:00:00 - 2022-02-05 23:59:00  
**Y-span** Lmax, Leq : dBA: 50.85 - 100.94

	<b>Lmax</b>	<b>Leq</b>
<b>Max</b>	99.0 dBA	70.70 dBA
<b>Date</b>	2022-02-05	2022-02-05
<b>Time</b>	12:00:00	09:30:00

**Project** SM Clyde  
**Project maintainer** ██████████  
**Customer** Delta Group  
**Customer contact** ██████████  
**Time frame** 2022-02-05 00:00 - 2022-02-05 23:59 (Australia/Sydney)  
**Measure point** MP\_5  
**Location** Downers Plant  
**Sensor type** S50  
**Serial no.** 10884  
**Master(s) serial no.** 2475  
**Latest calibration** 2019-08-15  
**Standard** Lmax + Leq  
 55-130 dBA Fast  
**Unit** dBA  
**Quantity** Sound Pres.Level, Eqv.Sound Pres.L  
**Interval time** 15 min  
**dB Corr** -6 dB  
**Max** Lmax: 103.30 dBA, Leq: 72.30 dBA

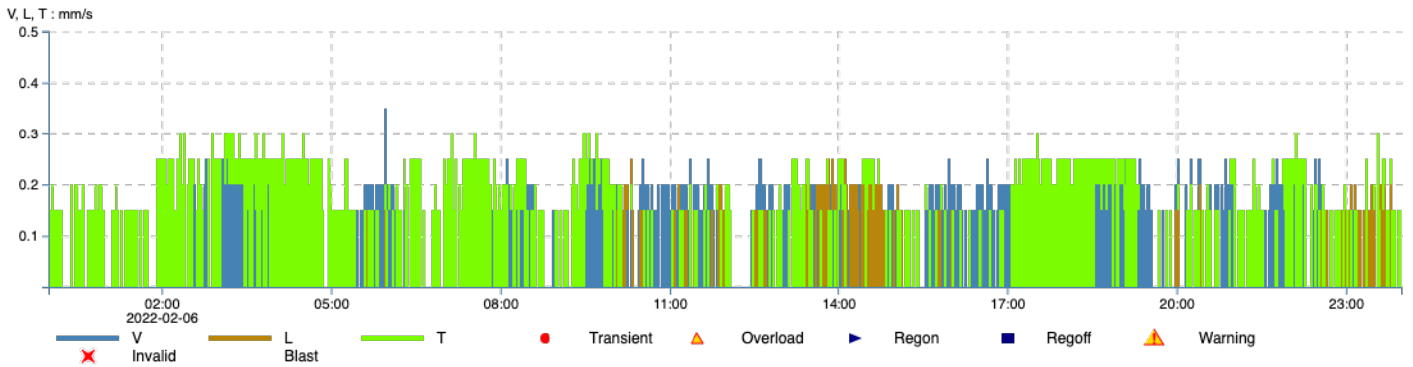


**X-span** 2022-02-05 00:00:00 - 2022-02-05 23:59:00

**Y-span** Lmax, Leq : dBA: 54.13 - 105.24

	<b>Lmax</b>	<b>Leq</b>
<b>Max</b>	103.30 dBA	72.30 dBA
<b>Date</b>	2022-02-05	2022-02-05
<b>Time</b>	07:00:00	08:00:00

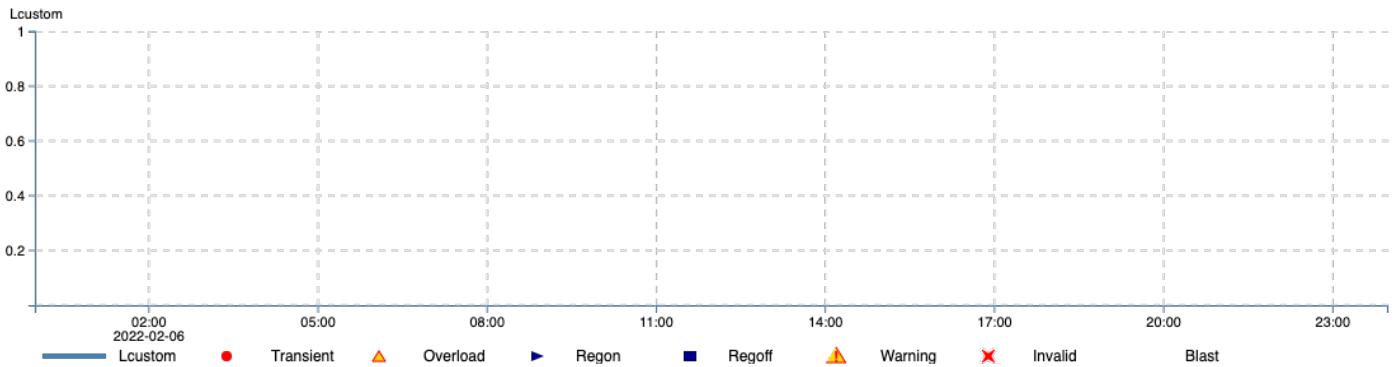
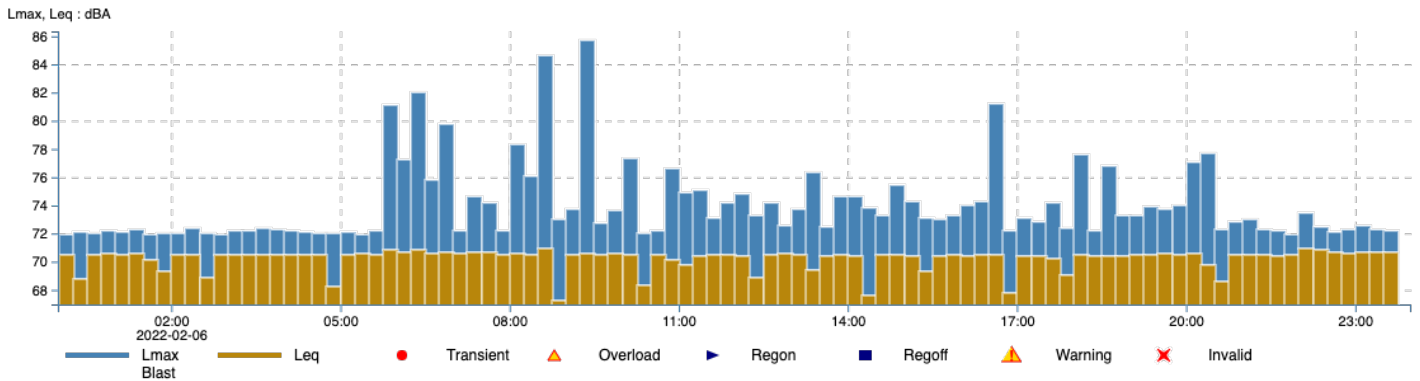
**Project** SM Clyde  
**Project maintainer** ██████████  
**Customer** Delta Group  
**Customer contact** ██████████  
**Time frame** 2022-02-06 00:00 - 2022-02-06 23:59 (Australia/Sydney)  
**Measure point** MP\_1  
**Location** Veolia - 2 Unwin st  
**Sensor type** V12  
**Serial no.** 21760  
**Master(s) serial no.** 2439  
**Latest calibration** 2021-09-21  
**Standard** DIN4150-3 + Freq  
 250 mm/s 1-315Hz  
**Unit** mm/s  
**Quantity** Velocity  
**Interval time** 2 min  
**Max** V: 0.35 mm/s, L: 0.25 mm/s, T: 0.30 mm/s



**X-span** 2022-02-06 00:00:00 - 2022-02-06 23:59:00  
**Y-span** V, L, T : mm/s: 0.0 - 0.50

	V	L	T
<b>Max</b>	0.35 mm/s	0.25 mm/s	0.30 mm/s
<b>Date</b>	2022-02-06	2022-02-06	2022-02-06
<b>Time</b>	05:58:00	10:20:00	02:20:00

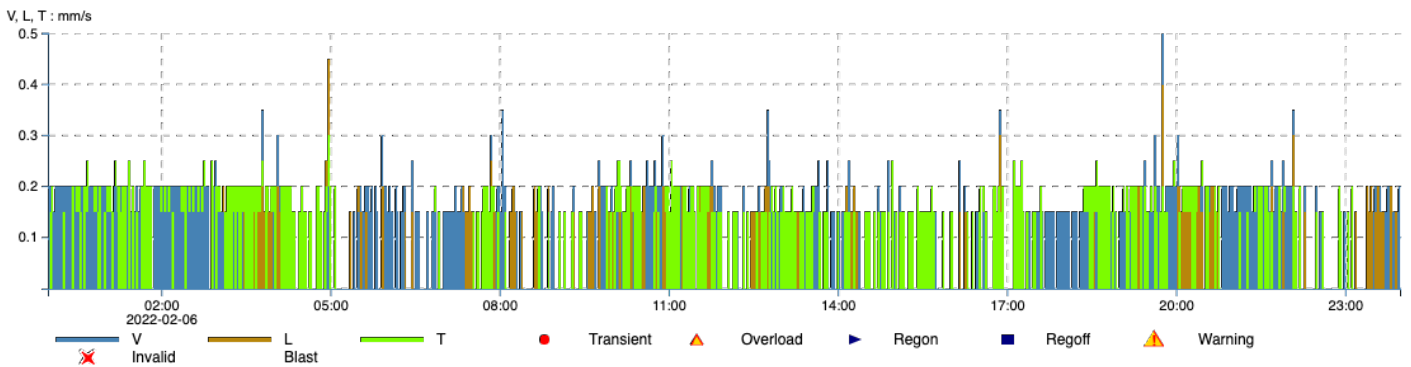
**Project** SM Clyde  
**Project maintainer** ██████████  
**Customer** Delta Group  
**Customer contact** ██████████  
**Time frame** 2022-02-06 00:00 - 2022-02-06 23:59 (Australia/Sydney)  
**Measure point** MP\_2  
**Location** Veolia - 2 Unwin st  
**Sensor type** S50  
**Serial no.** 10895  
**Master(s) serial no.** 2439  
**Latest calibration** 2021-09-21  
**Standard** Lmax + Leq  
 55-130 dBA Fast  
**Unit** dBA  
**Quantity** Sound Pres.Level, Eqv.Sound Pres.L  
**Interval time** 15 min  
**Max** Lmax: 85.70 dBA, Leq: 70.90 dBA, Lcustom:



**X-span** 2022-02-06 00:00:00 - 2022-02-06 23:59:00  
**Y-span** Lmax, Leq : dBA: 67.015 - 86.39, Lcustom: 0.0 - 1.0

	Lmax	Leq	Lcustom
<b>Max</b>	85.70 dBA	70.90 dBA	-
<b>Date</b>	2022-02-06	2022-02-06	-
<b>Time</b>	09:30:00	08:45:00	-

**Project** SM Clyde  
**Project maintainer** ██████████  
**Customer** Delta Group  
**Customer contact** ██████████  
**Time frame** 2022-02-06 00:00 - 2022-02-06 23:59 (Australia/Sydney)  
**Measure point** MP\_3  
**Location** Department of Main Roads heritage wall - Unwin st  
**Sensor type** V12  
**Serial no.** 26270  
**Master(s) serial no.** 2357  
**Latest calibration** 2021-09-21  
**Standard** DIN4150-3 + Freq  
 250 mm/s 1-315Hz  
**Unit** mm/s  
**Quantity** Velocity  
**Interval time** 2 min  
**Max** V: 0.50 mm/s, L: 0.45 mm/s, T: 0.30 mm/s

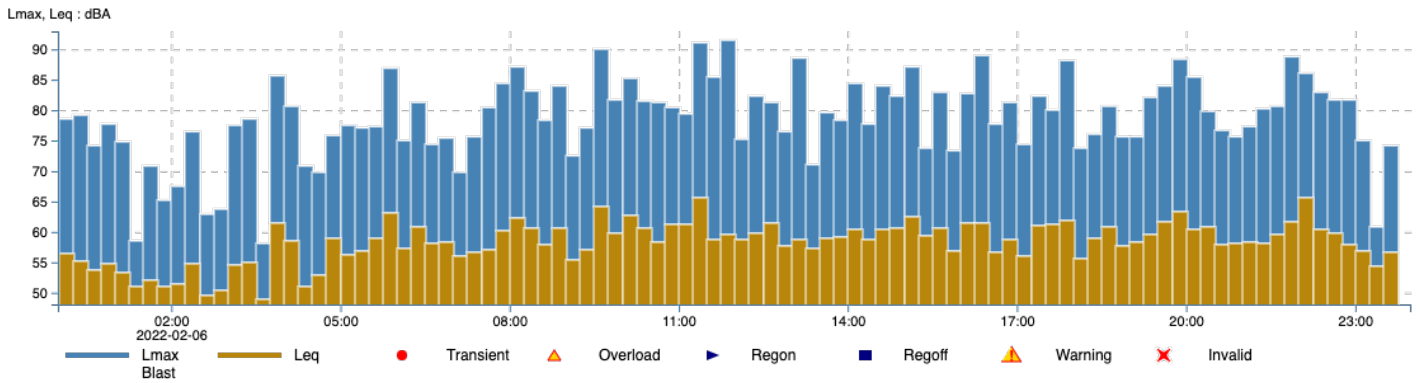


**X-span** 2022-02-06 00:00:00 - 2022-02-06 23:59:00

**Y-span** V, L, T : mm/s: 0.0 - 0.50

	V	L	T
<b>Max</b>	0.50 mm/s	0.45 mm/s	0.30 mm/s
<b>Date</b>	2022-02-06	2022-02-06	2022-02-06
<b>Time</b>	19:46:00	04:58:00	04:58:00

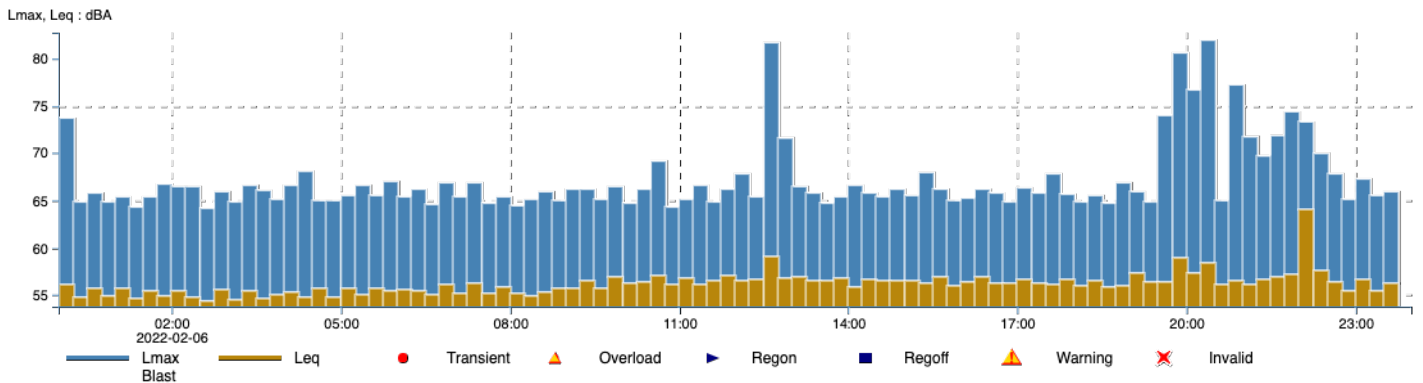
**Project** SM Clyde  
**Project maintainer** ██████████  
**Customer** Delta Group  
**Customer contact** ██████████  
**Time frame** 2022-02-06 00:00 - 2022-02-06 23:59 (Australia/Sydney)  
**Measure point** MP\_4  
**Location** Rosehill Racecourse  
**Sensor type** S50  
**Serial no.** 10118  
**Master(s) serial no.** 2353  
**Latest calibration** 2019-08-15  
**Standard** Lmax + Leq  
 55-130 dBA Fast  
**Unit** dBA  
**Quantity** Sound Pres.Level, Eqv.Sound Pres.L  
**Interval time** 15 min  
**Max** Lmax: 91.40 dBA, Leq: 65.70 dBA



**X-span** 2022-02-06 00:00:00 - 2022-02-06 23:59:00  
**Y-span** Lmax, Leq : dBA: 48.16 - 93.065

	<b>Lmax</b>	<b>Leq</b>
<b>Max</b>	91.40 dBA	65.70 dBA
<b>Date</b>	2022-02-06	2022-02-06
<b>Time</b>	12:00:00	11:30:00

**Project** SM Clyde  
**Project maintainer** ██████████  
**Customer** Delta Group  
**Customer contact** ██████████  
**Time frame** 2022-02-06 00:00 - 2022-02-06 23:59 (Australia/Sydney)  
**Measure point** MP\_5  
**Location** Downers Plant  
**Sensor type** S50  
**Serial no.** 10884  
**Master(s) serial no.** 2475  
**Latest calibration** 2019-08-15  
**Standard** Lmax + Leq  
 55-130 dBA Fast  
**Unit** dBA  
**Quantity** Sound Pres.Level, Eqv.Sound Pres.L  
**Interval time** 15 min  
**dB Corr** -6 dB  
**Max** Lmax: 81.90 dBA, Leq: 64.0 dBA



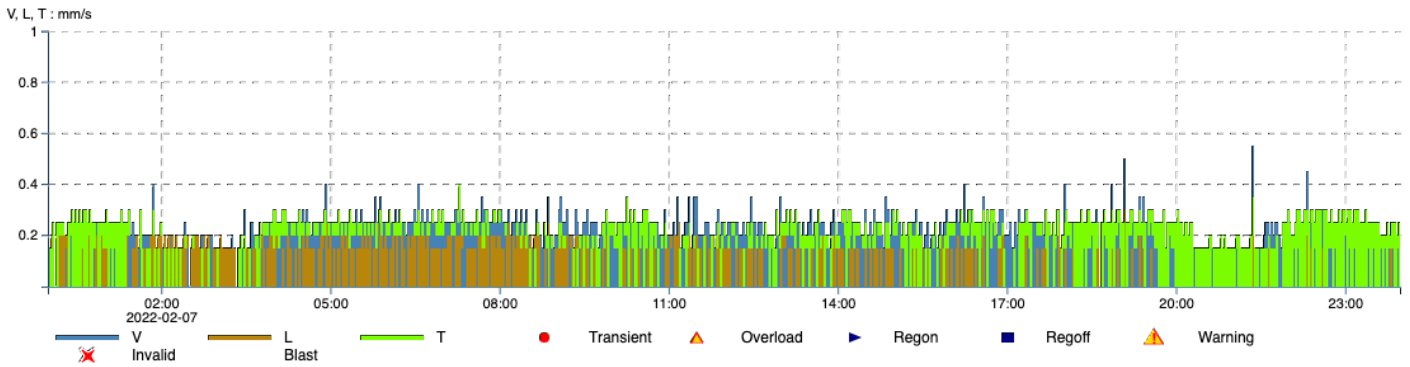
**X-span** 2022-02-06 00:00:00 - 2022-02-06 23:59:00

**Y-span** Lmax, Leq : dBA: 53.81 - 82.79

	Lmax	Leq
<b>Max</b>	81.90 dBA	64.0 dBA
<b>Date</b>	2022-02-06	2022-02-06
<b>Time</b>	20:30:00	22:15:00



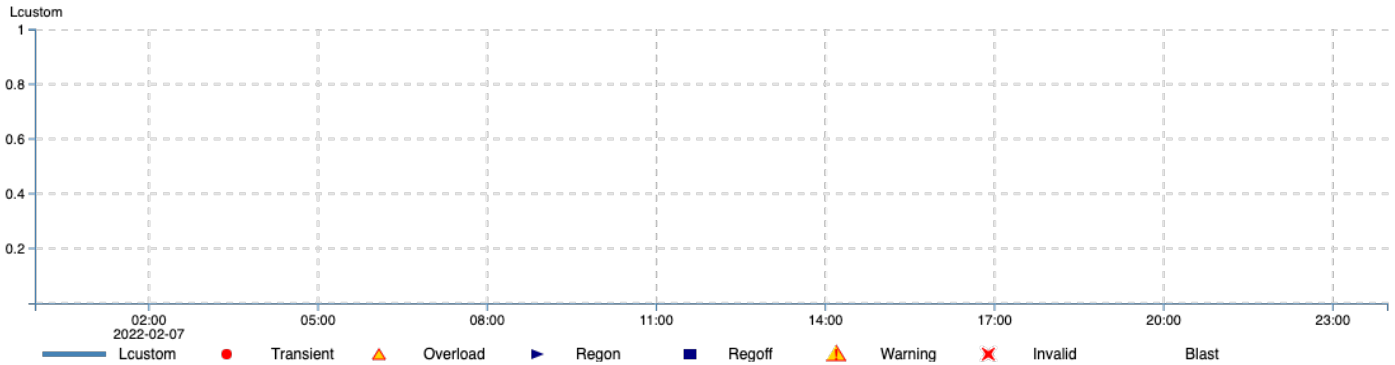
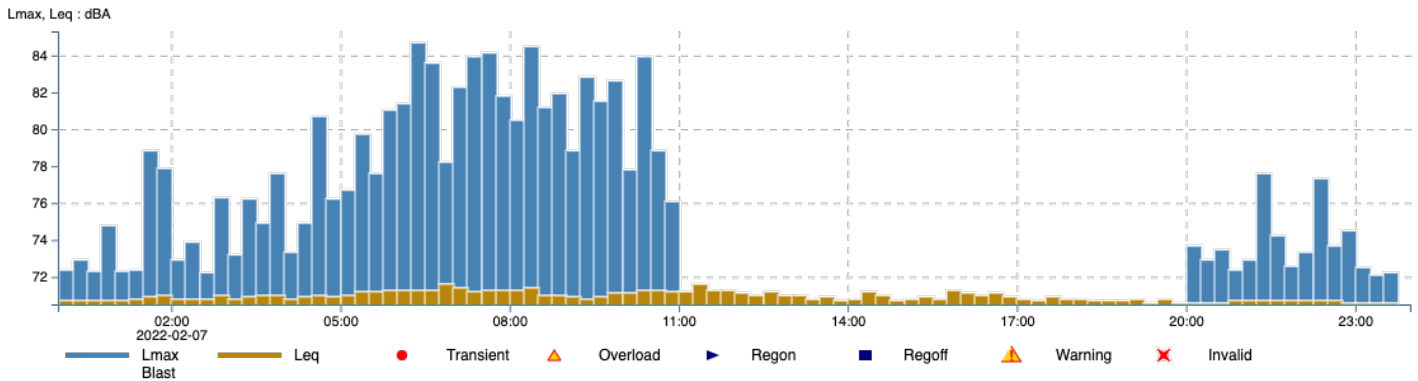
**Project** SM Clyde  
**Project maintainer** ██████████  
**Customer** Delta Group  
**Customer contact** ██████████  
**Time frame** 2022-02-07 00:00 - 2022-02-07 23:59 (Australia/Sydney)  
**Measure point** MP\_1  
**Location** Veolia - 2 Unwin st  
**Sensor type** V12  
**Serial no.** 21760  
**Master(s) serial no.** 2439  
**Latest calibration** 2021-09-21  
**Standard** DIN4150-3 + Freq  
 250 mm/s 1-315Hz  
**Unit** mm/s  
**Quantity** Velocity  
**Interval time** 2 min  
**Max** V: 0.55 mm/s, L: 0.30 mm/s, T: 0.40 mm/s



**X-span** 2022-02-07 00:00:00 - 2022-02-07 23:59:00  
**Y-span** V, L, T : mm/s: 0.0 - 1.0

	V	L	T
<b>Max</b>	0.55 mm/s	0.30 mm/s	0.40 mm/s
<b>Date</b>	2022-02-07	2022-02-07	2022-02-07
<b>Time</b>	21:22:00	19:06:00	07:18:00

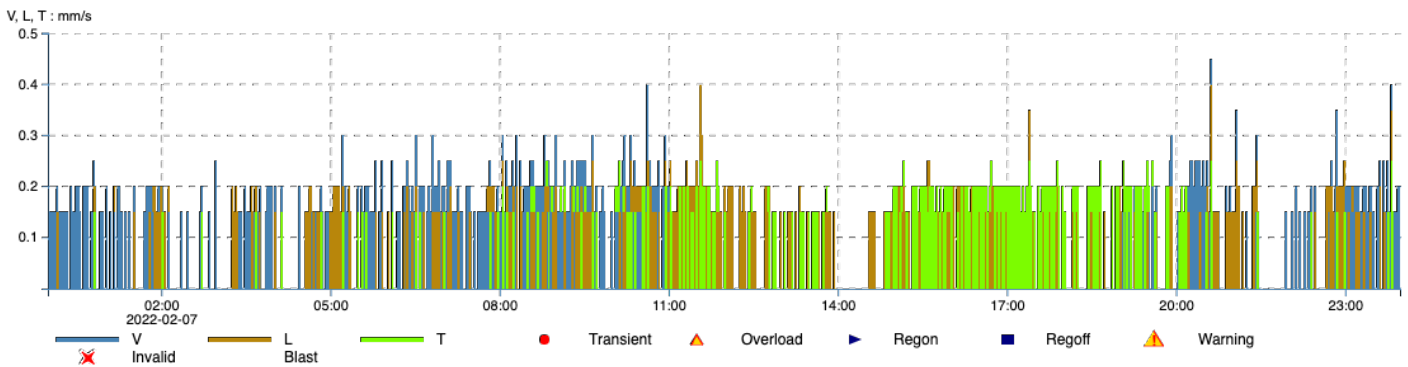
**Project** SM Clyde  
**Project maintainer** ██████████  
**Customer** Delta Group  
**Customer contact** ██████████  
**Time frame** 2022-02-07 00:00 - 2022-02-07 23:59 (Australia/Sydney)  
**Measure point** MP\_2  
**Location** Veolia - 2 Unwin st  
**Sensor type** S50  
**Serial no.** 10895  
**Master(s) serial no.** 2439  
**Latest calibration** 2021-09-21  
**Standard** Lmax + Leq  
 55-130 dBA Fast  
**Unit** dBA  
**Quantity** Sound Pres.Level, Eqv.Sound Pres.L  
**Interval time** 15 min  
**Max** Lmax: 84.70 dBA, Leq: 71.60 dBA, Lcustom:



**X-span** 2022-02-07 00:00:00 - 2022-02-07 23:59:00  
**Y-span** Lmax, Leq : dBA: 70.55 - 85.33, Lcustom: 0.0 - 1.0

	Lmax	Leq	Lcustom
<b>Max</b>	84.70 dBA	71.60 dBA	-
<b>Date</b>	2022-02-07	2022-02-07	-
<b>Time</b>	06:30:00	07:00:00	-

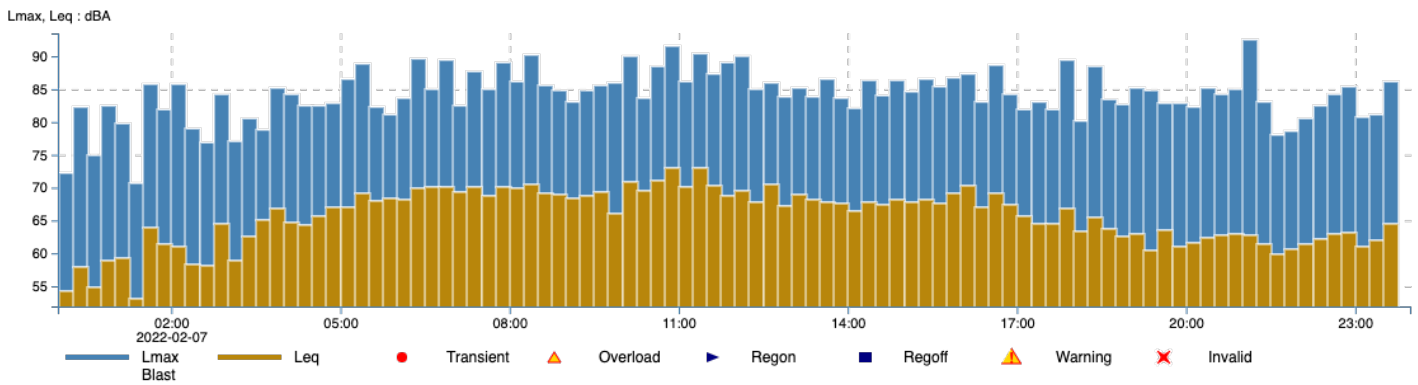
**Project** SM Clyde  
**Project maintainer** ██████████  
**Customer** Delta Group  
**Customer contact** ██████████  
**Time frame** 2022-02-07 00:00 - 2022-02-07 23:59 (Australia/Sydney)  
**Measure point** MP\_3  
**Location** Department of Main Roads heritage wall - Unwin st  
**Sensor type** V12  
**Serial no.** 26270  
**Master(s) serial no.** 2357  
**Latest calibration** 2021-09-21  
**Standard** DIN4150-3 + Freq  
 250 mm/s 1-315Hz  
**Unit** mm/s  
**Quantity** Velocity  
**Interval time** 2 min  
**Max** V: 0.45 mm/s, L: 0.40 mm/s, T: 0.25 mm/s



**X-span** 2022-02-07 00:00:00 - 2022-02-07 23:59:00  
**Y-span** V, L, T : mm/s: 0.0 - 0.50

	V	L	T
<b>Max</b>	0.45 mm/s	0.40 mm/s	0.25 mm/s
<b>Date</b>	2022-02-07	2022-02-07	2022-02-07
<b>Time</b>	20:38:00	11:34:00	08:50:00

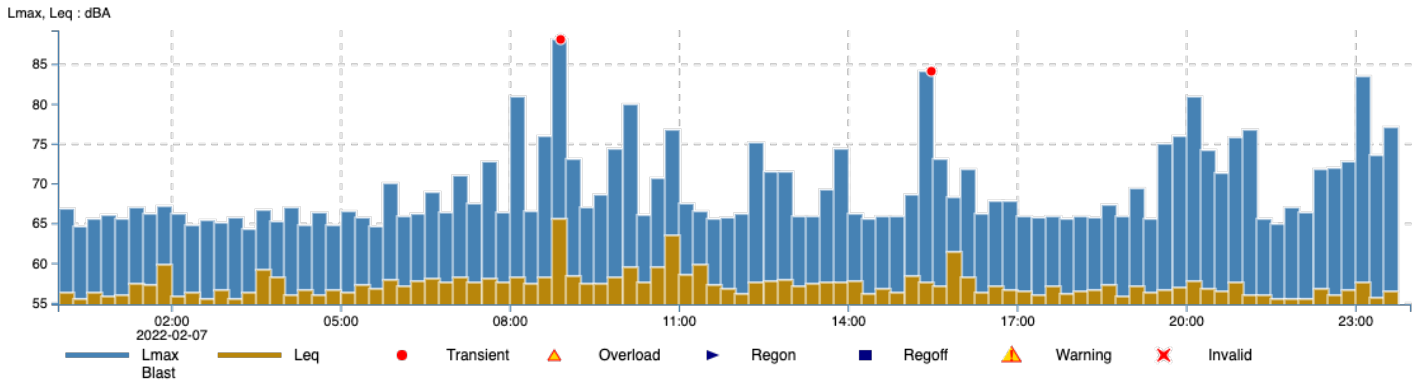
**Project** SM Clyde  
**Project maintainer** ██████████  
**Customer** Delta Group  
**Customer contact** ██████████  
**Time frame** 2022-02-07 00:00 - 2022-02-07 23:59 (Australia/Sydney)  
**Measure point** MP\_4  
**Location** Rosehill Racecourse  
**Sensor type** S50  
**Serial no.** 10118  
**Master(s) serial no.** 2353  
**Latest calibration** 2019-08-15  
**Standard** Lmax + Leq  
 55-130 dBA Fast  
**Unit** dBA  
**Quantity** Sound Pres.Level, Eqv.Sound Pres.L  
**Interval time** 15 min  
**Max** Lmax: 92.50 dBA, Leq: 73.0 dBA



**X-span** 2022-02-07 00:00:00 - 2022-02-07 23:59:00  
**Y-span** Lmax, Leq : dBA: 52.0 - 93.59

<b>Max</b>	<b>Lmax</b>	92.50 dBA	<b>Leq</b>	73.0 dBA
<b>Date</b>		2022-02-07		2022-02-07
<b>Time</b>		21:15:00		11:00:00

**Project** SM Clyde  
**Project maintainer** ██████████  
**Customer** Delta Group  
**Customer contact** ██████████  
**Time frame** 2022-02-07 00:00 - 2022-02-07 23:59 (Australia/Sydney)  
**Measure point** MP\_5  
**Location** Downers Plant  
**Sensor type** S50  
**Serial no.** 10884  
**Master(s) serial no.** 2475  
**Latest calibration** 2019-08-15  
**Standard** Lmax + Leq  
 55-130 dBA Fast  
**Unit** dBA  
**Quantity** Sound Pres.Level, Eqv.Sound Pres.L  
**Interval time** 15 min  
**dB Corr** -6 dB  
**Max** Lmax: 88.100 dBA, Leq: 65.50 dBA

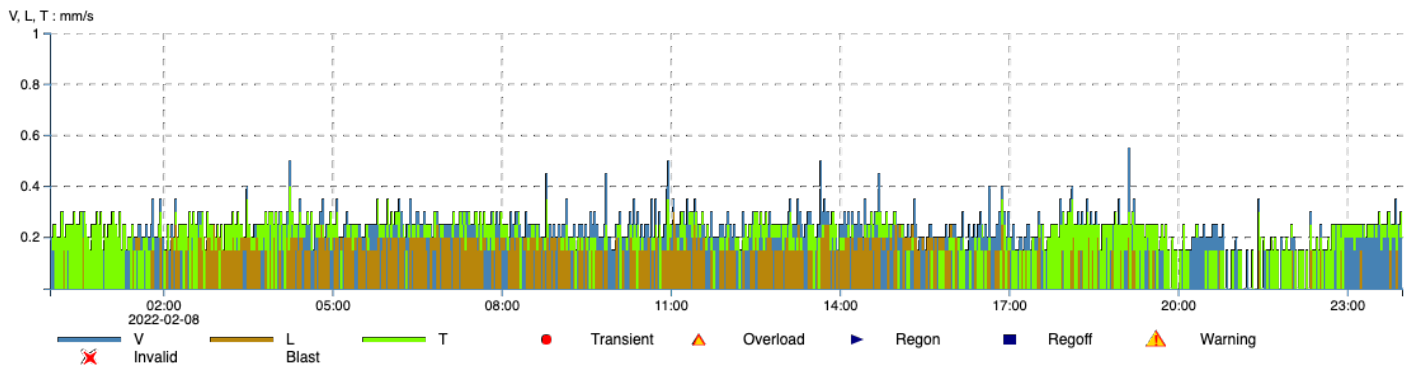


**X-span** 2022-02-07 00:00:00 - 2022-02-07 23:59:00

**Y-span** Lmax, Leq : dBA: 54.89 - 89.29

	<b>Lmax</b>	<b>Leq</b>
<b>Max</b>	88.100 dBA	65.50 dBA
<b>Date</b>	2022-02-07	2022-02-07
<b>Time</b>	09:00:00	09:00:00

**Project** SM Clyde  
**Project maintainer** ██████████  
**Customer** Delta Group  
**Customer contact** ██████████  
**Time frame** 2022-02-08 00:00 - 2022-02-08 23:59 (Australia/Sydney)  
**Measure point** MP\_1  
**Location** Veolia - 2 Unwin st  
**Sensor type** V12  
**Serial no.** 21760  
**Master(s) serial no.** 2439  
**Latest calibration** 2021-09-21  
**Standard** DIN4150-3 + Freq  
 250 mm/s 1-315Hz  
**Unit** mm/s  
**Quantity** Velocity  
**Interval time** 2 min  
**Max** V: 0.55 mm/s, L: 0.30 mm/s, T: 0.40 mm/s

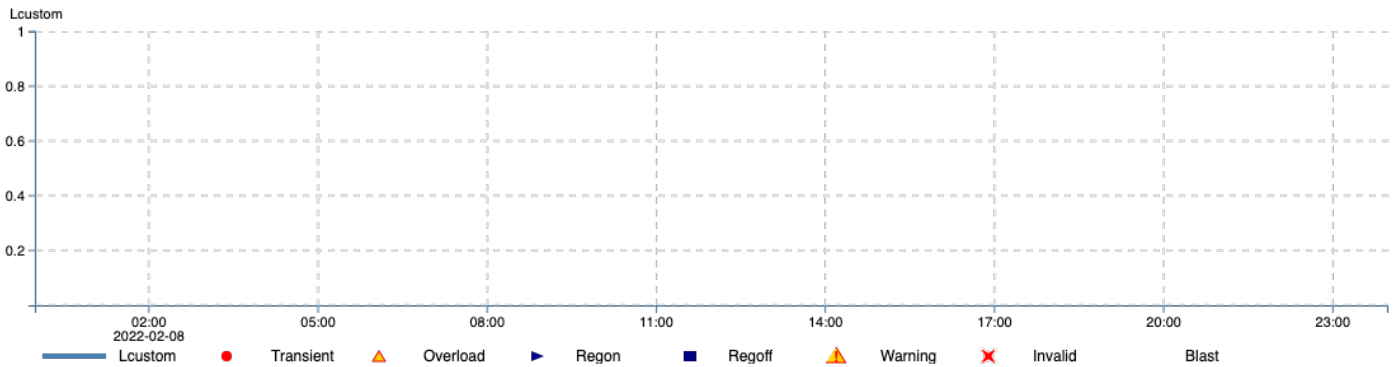
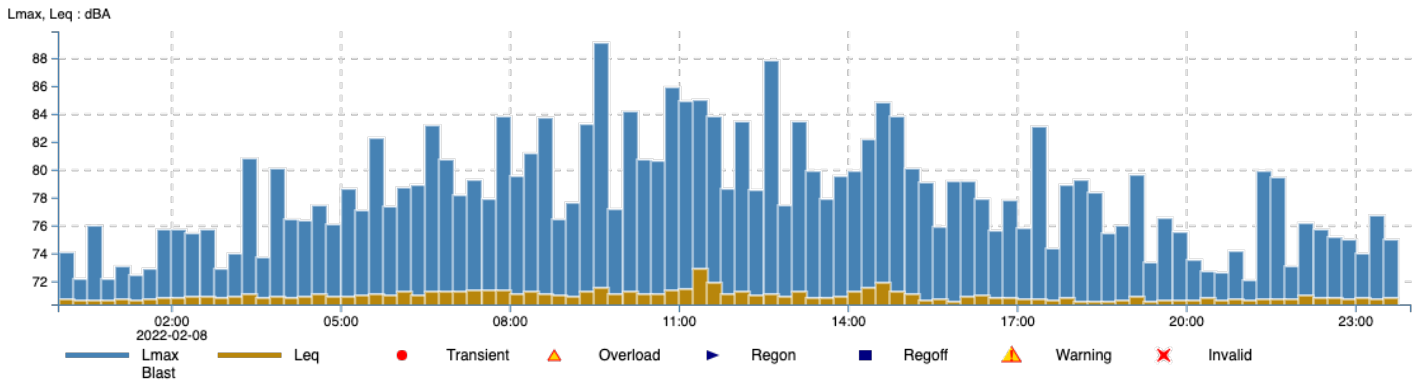


**X-span** 2022-02-08 00:00:00 - 2022-02-08 23:59:00

**Y-span** V, L, T : mm/s: 0.0 - 1.0

	V	L	T
<b>Max</b>	0.55 mm/s	0.30 mm/s	0.40 mm/s
<b>Date</b>	2022-02-08	2022-02-08	2022-02-08
<b>Time</b>	19:08:00	11:04:00	04:16:00

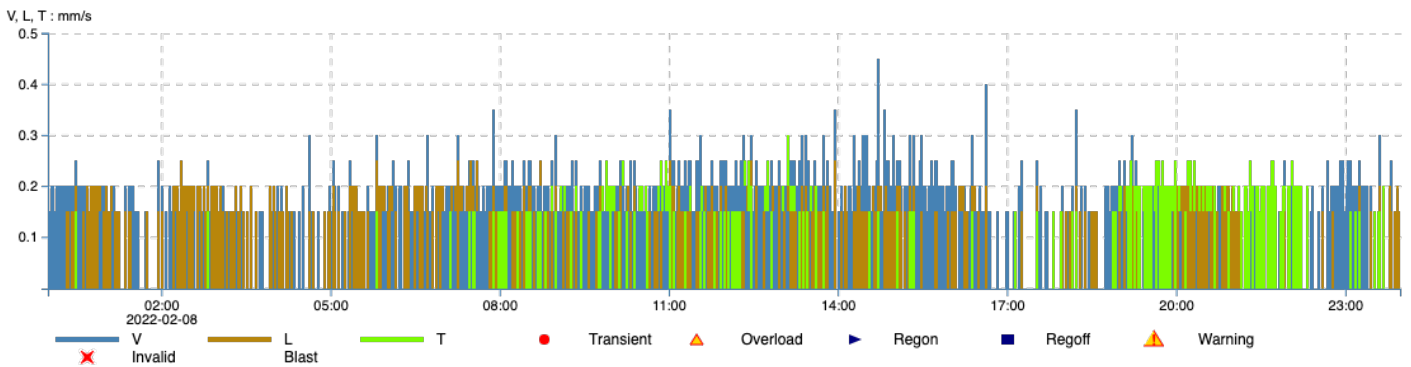
**Project** SM Clyde  
**Project maintainer** ██████████  
**Customer** Delta Group  
**Customer contact** ██████████  
**Time frame** 2022-02-08 00:00 - 2022-02-08 23:59 (Australia/Sydney)  
**Measure point** MP\_2  
**Location** Veolia - 2 Unwin st  
**Sensor type** S50  
**Serial no.** 10895  
**Master(s) serial no.** 2439  
**Latest calibration** 2021-09-21  
**Standard** Lmax + Leq  
 55-130 dBA Fast  
**Unit** dBA  
**Quantity** Sound Pres.Level, Eqv.Sound Pres.L  
**Interval time** 15 min  
**Max** Lmax: 89.100 dBA, Leq: 72.90 dBA, Lcustom:



**X-span** 2022-02-08 00:00:00 - 2022-02-08 23:59:00  
**Y-span** Lmax, Leq : dBA: 70.38 - 89.95, Lcustom: 0.0 - 1.0

	Lmax	Leq	Lcustom
Max	89.100 dBA	72.90 dBA	-
Date	2022-02-08	2022-02-08	-
Time	09:45:00	11:30:00	-

**Project** SM Clyde  
**Project maintainer** ██████████  
**Customer** Delta Group  
**Customer contact** ██████████  
**Time frame** 2022-02-08 00:00 - 2022-02-08 23:59 (Australia/Sydney)  
**Measure point** MP\_3  
**Location** Department of Main Roads heritage wall - Unwin st  
**Sensor type** V12  
**Serial no.** 26270  
**Master(s) serial no.** 2357  
**Latest calibration** 2021-09-21  
**Standard** DIN4150-3 + Freq  
 250 mm/s 1-315Hz  
**Unit** mm/s  
**Quantity** Velocity  
**Interval time** 2 min  
**Max** V: 0.45 mm/s, L: 0.25 mm/s, T: 0.30 mm/s



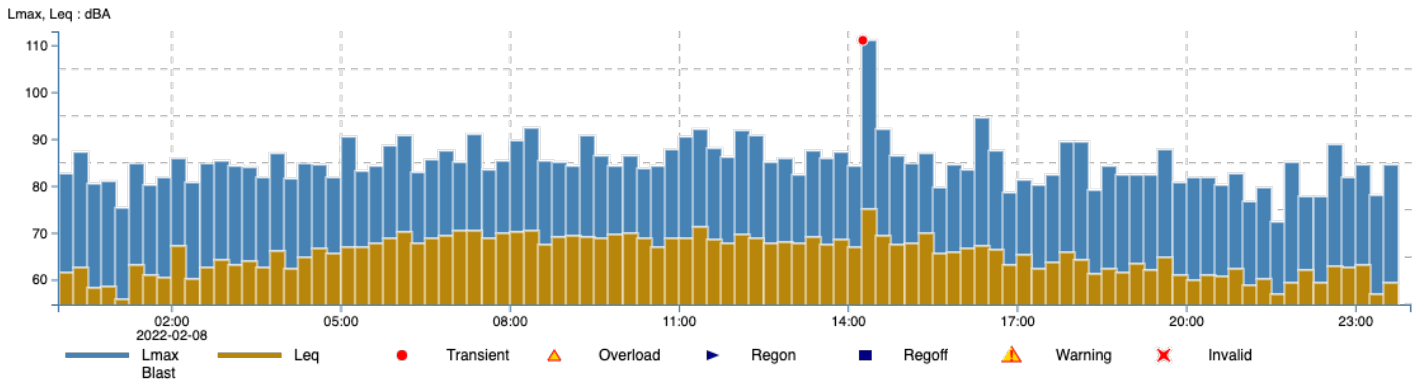
**X-span** 2022-02-08 00:00:00 - 2022-02-08 23:59:00

**Y-span** V, L, T : mm/s: 0.0 - 0.50

	V	L	T
<b>Max</b>	0.45 mm/s	0.25 mm/s	0.30 mm/s
<b>Date</b>	2022-02-08	2022-02-08	2022-02-08
<b>Time</b>	14:44:00	02:22:00	13:08:00



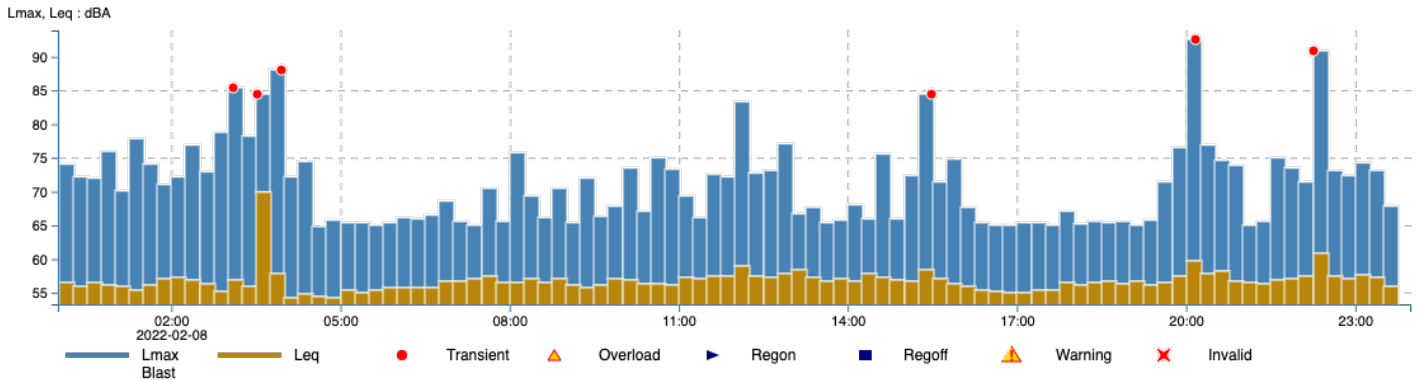
**Project** SM Clyde  
**Project maintainer** ██████████  
**Customer** Delta Group  
**Customer contact** ██████████  
**Time frame** 2022-02-08 00:00 - 2022-02-08 23:59 (Australia/Sydney)  
**Measure point** MP\_4  
**Location** Rosehill Racecourse  
**Sensor type** S50  
**Serial no.** 10118  
**Master(s) serial no.** 2353  
**Latest calibration** 2019-08-15  
**Standard** Lmax + Leq  
 55-130 dBA Fast  
**Unit** dBA  
**Quantity** Sound Pres.Level, Eqv.Sound Pres.L  
**Interval time** 15 min  
**Max** Lmax: 111.100 dBA, Leq: 75.0 dBA



**X-span** 2022-02-08 00:00:00 - 2022-02-08 23:59:00  
**Y-span** Lmax, Leq : dBA: 54.84 - 113.040

	<b>Lmax</b>	<b>Leq</b>
<b>Max</b>	111.100 dBA	75.0 dBA
<b>Date</b>	2022-02-08	2022-02-08
<b>Time</b>	14:30:00	14:30:00

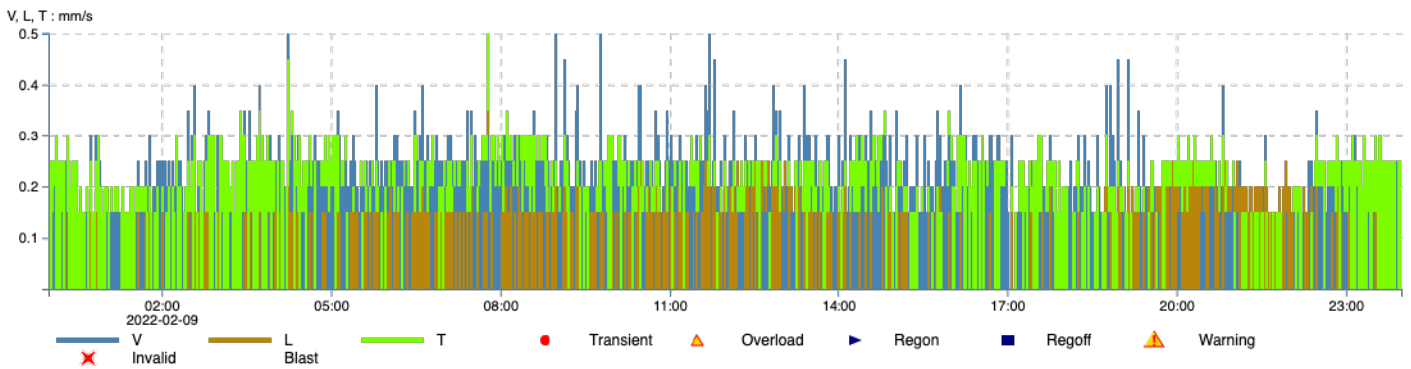
**Project** SM Clyde  
**Project maintainer** ██████████  
**Customer** Delta Group  
**Customer contact** ██████████  
**Time frame** 2022-02-08 00:00 - 2022-02-08 23:59 (Australia/Sydney)  
**Measure point** MP\_5  
**Location** Downers Plant  
**Sensor type** S50  
**Serial no.** 10884  
**Master(s) serial no.** 2475  
**Latest calibration** 2019-08-15  
**Standard** Lmax + Leq  
 55-130 dBA Fast  
**Unit** dBA  
**Quantity** Sound Pres.Level, Eqv.Sound Pres.L  
**Interval time** 15 min  
**dB Corr** -6 dB  
**Max** Lmax: 92.60 dBA, Leq: 70.0 dBA



**X-span** 2022-02-08 00:00:00 - 2022-02-08 23:59:00  
**Y-span** Lmax, Leq : dBA: 53.41 - 93.98

	<b>Lmax</b>	<b>Leq</b>
<b>Max</b>	92.60 dBA	70.0 dBA
<b>Date</b>	2022-02-08	2022-02-08
<b>Time</b>	20:15:00	03:45:00

**Project** SM Clyde  
**Project maintainer** ██████████  
**Customer** Delta Group  
**Customer contact** ██████████  
**Time frame** 2022-02-09 00:00 - 2022-02-09 23:59 (Australia/Sydney)  
**Measure point** MP\_1  
**Location** Veolia - 2 Unwin st  
**Sensor type** V12  
**Serial no.** 21760  
**Master(s) serial no.** 2439  
**Latest calibration** 2021-09-21  
**Standard** DIN4150-3 + Freq  
 250 mm/s 1-315Hz  
**Unit** mm/s  
**Quantity** Velocity  
**Interval time** 2 min  
**Max** V: 0.50 mm/s, L: 0.35 mm/s, T: 0.50 mm/s

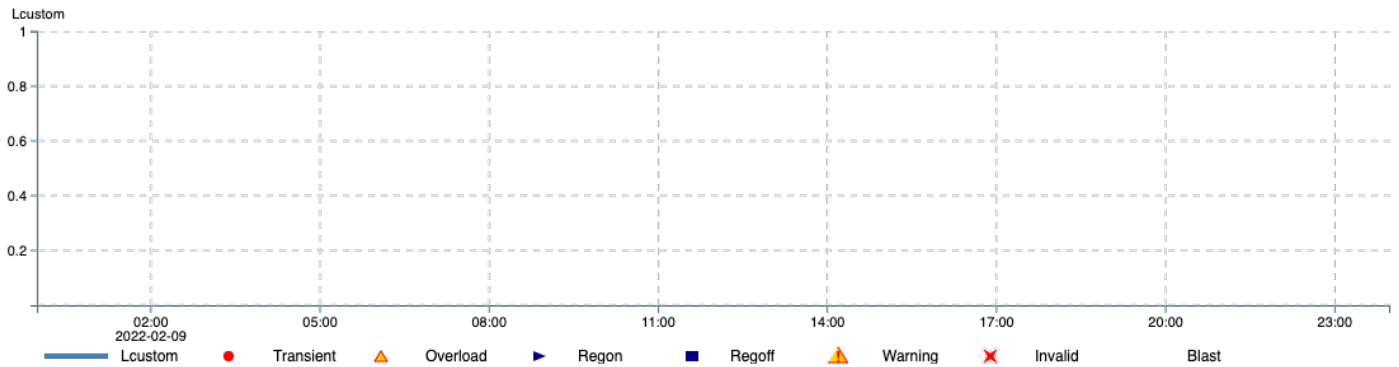
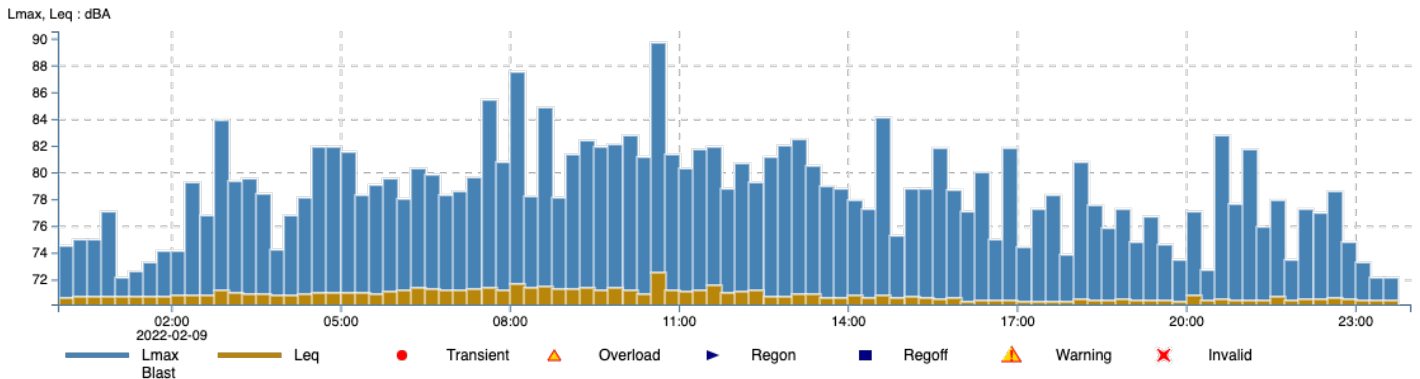


**X-span** 2022-02-09 00:00:00 - 2022-02-09 23:59:00

**Y-span** V, L, T : mm/s: 0.0 - 0.50

	V	L	T
<b>Max</b>	0.50 mm/s	0.35 mm/s	0.50 mm/s
<b>Date</b>	2022-02-09	2022-02-09	2022-02-09
<b>Time</b>	04:16:00	07:48:00	07:48:00

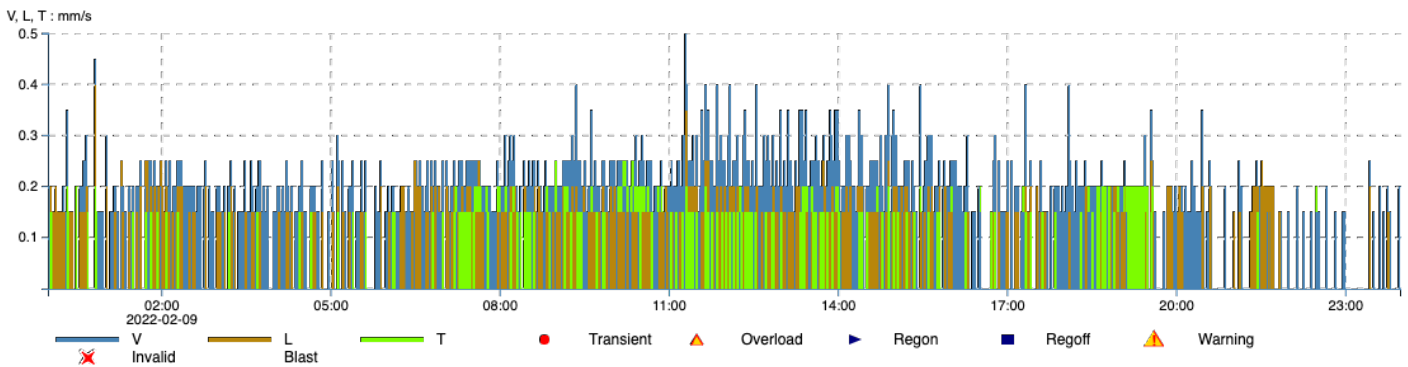
**Project** SM Clyde  
**Project maintainer** ██████████  
**Customer** Delta Group  
**Customer contact** ██████████  
**Time frame** 2022-02-09 00:00 - 2022-02-09 23:59 (Australia/Sydney)  
**Measure point** MP\_2  
**Location** Veolia - 2 Unwin st  
**Sensor type** S50  
**Serial no.** 10895  
**Master(s) serial no.** 2439  
**Latest calibration** 2021-09-21  
**Standard** Lmax + Leq  
 55-130 dBA Fast  
**Unit** dBA  
**Quantity** Sound Pres.Level, Eqv.Sound Pres.L  
**Interval time** 15 min  
**Max** Lmax: 89.70 dBA, Leq: 72.50 dBA, Lcustom:



**X-span** 2022-02-09 00:00:00 - 2022-02-09 23:59:00  
**Y-span** Lmax, Leq : dBA: 70.19 - 90.58, Lcustom: 0.0 - 1.0

	Lmax	Leq	Lcustom
Max	89.70 dBA	72.50 dBA	-
Date	2022-02-09	2022-02-09	-
Time	10:45:00	10:45:00	-

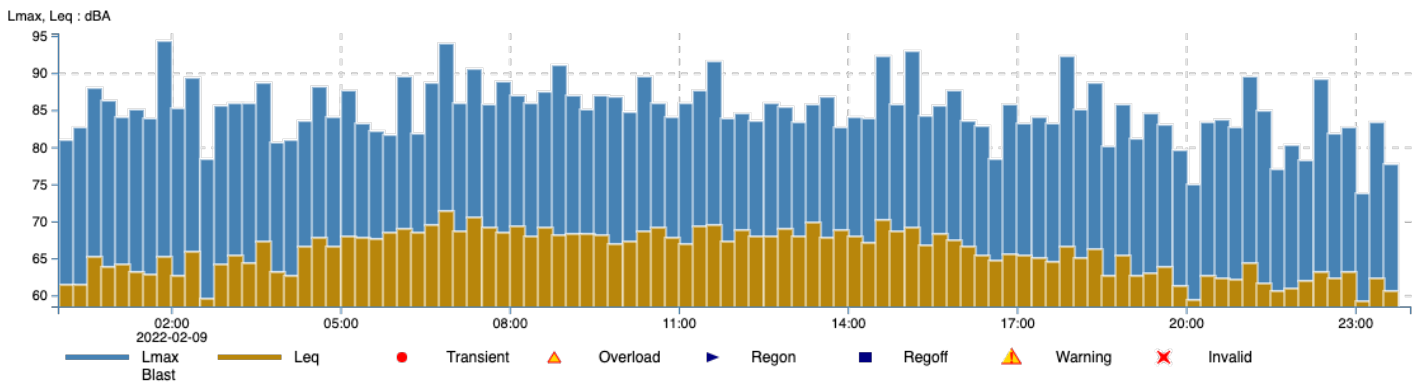
**Project** SM Clyde  
**Project maintainer** ██████████  
**Customer** Delta Group  
**Customer contact** ██████████  
**Time frame** 2022-02-09 00:00 - 2022-02-09 23:59 (Australia/Sydney)  
**Measure point** MP\_3  
**Location** Department of Main Roads heritage wall - Unwin st  
**Sensor type** V12  
**Serial no.** 26270  
**Master(s) serial no.** 2357  
**Latest calibration** 2021-09-21  
**Standard** DIN4150-3 + Freq  
 250 mm/s 1-315Hz  
**Unit** mm/s  
**Quantity** Velocity  
**Interval time** 2 min  
**Max** V: 0.50 mm/s, L: 0.40 mm/s, T: 0.25 mm/s



**X-span** 2022-02-09 00:00:00 - 2022-02-09 23:59:00  
**Y-span** V, L, T : mm/s: 0.0 - 0.50

	V	L	T
<b>Max</b>	0.50 mm/s	0.40 mm/s	0.25 mm/s
<b>Date</b>	2022-02-09	2022-02-09	2022-02-09
<b>Time</b>	11:18:00	00:50:00	09:00:00

**Project** SM Clyde  
**Project maintainer** ██████████  
**Customer** Delta Group  
**Customer contact** ██████████  
**Time frame** 2022-02-09 00:00 - 2022-02-09 23:59 (Australia/Sydney)  
**Measure point** MP\_4  
**Location** Rosehill Racecourse  
**Sensor type** S50  
**Serial no.** 10118  
**Master(s) serial no.** 2353  
**Latest calibration** 2019-08-15  
**Standard** Lmax + Leq  
 55-130 dBA Fast  
**Unit** dBA  
**Quantity** Sound Pres.Level, Eqv.Sound Pres.L  
**Interval time** 15 min  
**Max** Lmax: 94.40 dBA, Leq: 71.40 dBA

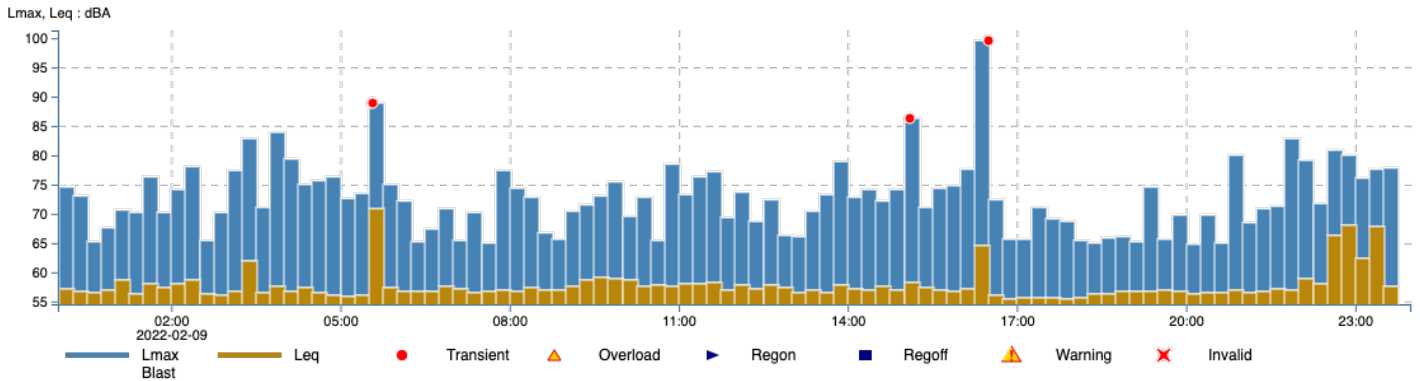


**X-span** 2022-02-09 00:00:00 - 2022-02-09 23:59:00

**Y-span** Lmax, Leq : dBA: 58.59 - 95.44

	<b>Lmax</b>	<b>Leq</b>
<b>Max</b>	94.40 dBA	71.40 dBA
<b>Date</b>	2022-02-09	2022-02-09
<b>Time</b>	02:00:00	07:00:00

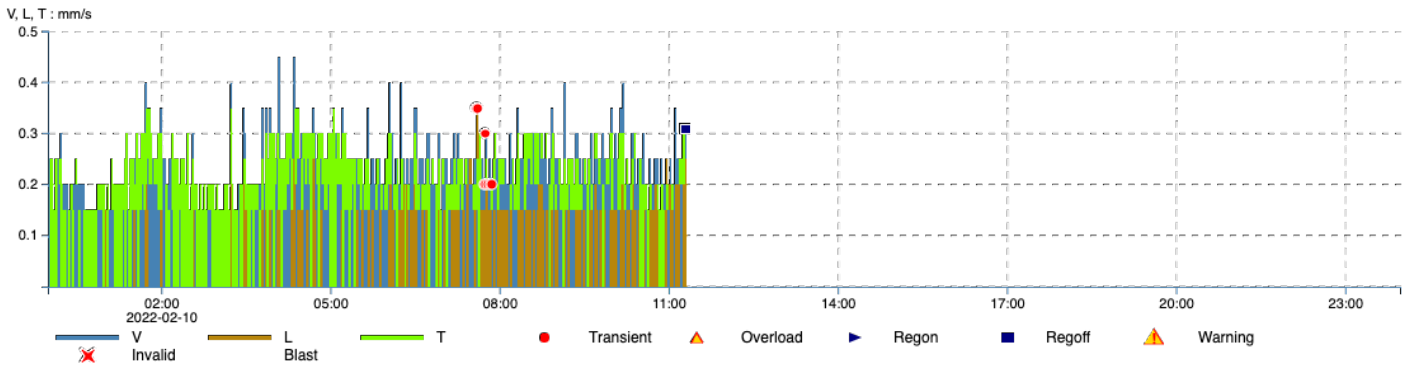
**Project** SM Clyde  
**Project maintainer** ██████████  
**Customer** Delta Group  
**Customer contact** ██████████  
**Time frame** 2022-02-09 00:00 - 2022-02-09 23:59 (Australia/Sydney)  
**Measure point** MP\_5  
**Location** Downers Plant  
**Sensor type** S50  
**Serial no.** 10884  
**Master(s) serial no.** 2475  
**Latest calibration** 2019-08-15  
**Standard** Lmax + Leq  
 55-130 dBA Fast  
**Unit** dBA  
**Quantity** Sound Pres.Level, Eqv.Sound Pres.L  
**Interval time** 15 min  
**dB Corr** -6 dB  
**Max** Lmax: 99.70 dBA, Leq: 70.90 dBA



**X-span** 2022-02-09 00:00:00 - 2022-02-09 23:59:00  
**Y-span** Lmax, Leq : dBA: 54.63 - 101.45

	<b>Lmax</b>	<b>Leq</b>
<b>Max</b>	99.70 dBA	70.90 dBA
<b>Date</b>	2022-02-09	2022-02-09
<b>Time</b>	16:30:00	05:45:00

**Project** SM Clyde  
**Project maintainer** ██████████  
**Customer** Delta Group  
**Customer contact** ██████████  
**Time frame** 2022-02-10 00:00 - 2022-02-10 23:59 (Australia/Sydney)  
**Measure point** MP\_1  
**Location** Veolia - 2 Unwin st  
**Sensor type** V12  
**Serial no.** 21760  
**Master(s) serial no.** 2439  
**Latest calibration** 2021-09-21  
**Standard** DIN4150-3 + Freq  
 250 mm/s 1-315Hz  
**Unit** mm/s  
**Quantity** Velocity  
**Interval time** 2 min  
**Max** V: 0.45 mm/s, L: 0.35 mm/s, T: 0.45 mm/s

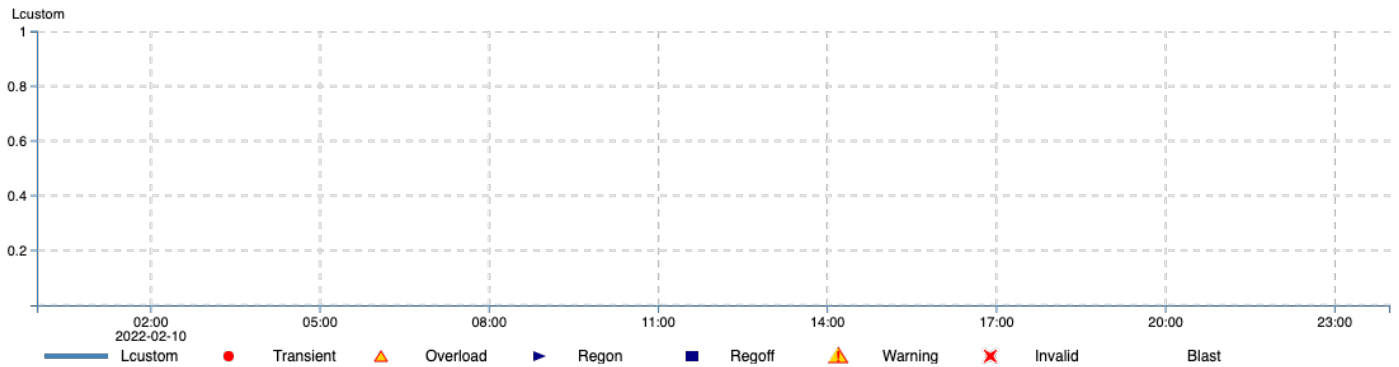
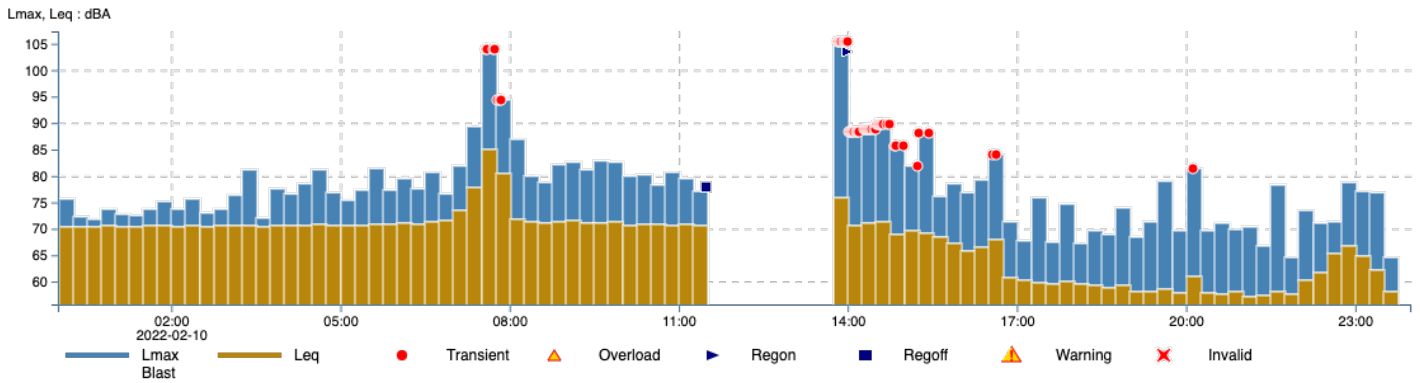


**X-span** 2022-02-10 00:00:00 - 2022-02-10 23:59:00  
**Y-span** V, L, T : mm/s: 0.0 - 0.50

	V	L	T
<b>Max</b>	0.45 mm/s	0.35 mm/s	0.45 mm/s
<b>Date</b>	2022-02-10	2022-02-10	2022-02-10
<b>Time</b>	04:06:00	07:36:00	04:22:00



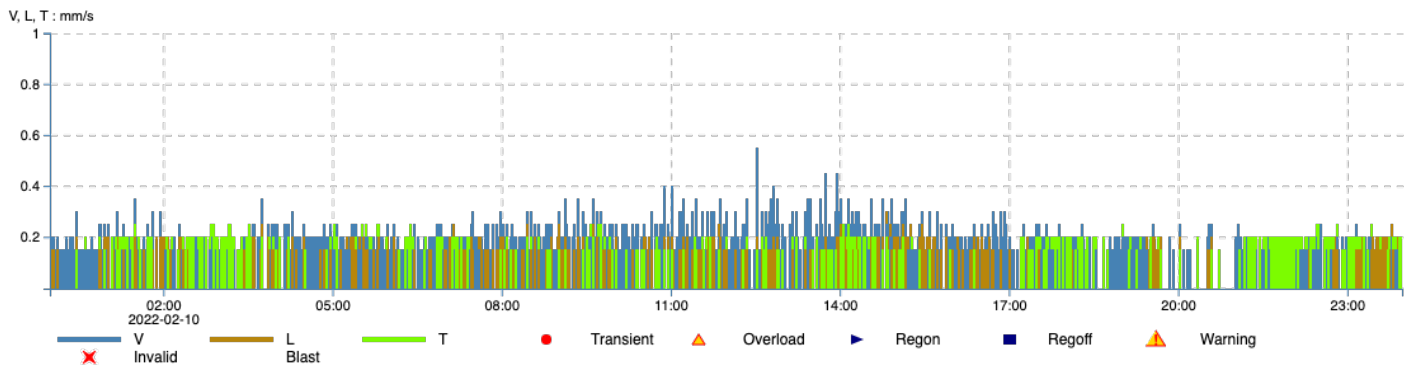
**Project** SM Clyde  
**Project maintainer** ██████████  
**Customer** Delta Group  
**Customer contact** ██████████  
**Time frame** 2022-02-10 00:00 - 2022-02-10 23:59 (Australia/Sydney)  
**Measure point** MP\_2  
**Location** Veolia - 2 Unwin st  
**Sensor type** S50  
**Serial no.** 10895  
**Master(s) serial no.** 2439  
**Latest calibration** 2021-09-21  
**Standard** Lmax + Leq  
 55-130 dBA Fast  
**Unit** dBA  
**Quantity** Sound Pres.Level, Eqv.Sound Pres.L  
**Interval time** 15 min  
**Max** Lmax: 105.40 dBA, Leq: 84.90 dBA, Lcustom:



**X-span** 2022-02-10 00:00:00 - 2022-02-10 23:59:00  
**Y-span** Lmax, Leq : dBA: 55.82 - 107.45, Lcustom: 0.0 - 1.0

	Lmax	Leq	Lcustom
Max	105.40 dBA	84.90 dBA	-
Date	2022-02-10	2022-02-10	-
Time	14:00:00	07:45:00	-

**Project** SM Clyde  
**Project maintainer** ██████████  
**Customer** Delta Group  
**Customer contact** ██████████  
**Time frame** 2022-02-10 00:00 - 2022-02-10 23:59 (Australia/Sydney)  
**Measure point** MP\_3  
**Location** Department of Main Roads heritage wall - Unwin st  
**Sensor type** V12  
**Serial no.** 26270  
**Master(s) serial no.** 2357  
**Latest calibration** 2021-09-21  
**Standard** DIN4150-3 + Freq  
 250 mm/s 1-315Hz  
**Unit** mm/s  
**Quantity** Velocity  
**Interval time** 2 min  
**Max** V: 0.55 mm/s, L: 0.30 mm/s, T: 0.25 mm/s

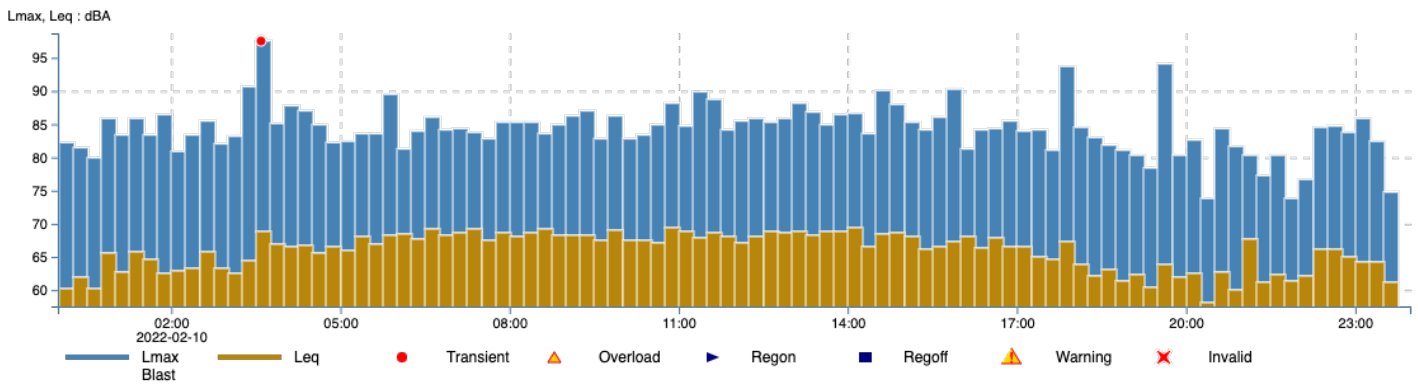


**X-span** 2022-02-10 00:00:00 - 2022-02-10 23:59:00

**Y-span** V, L, T : mm/s: 0.0 - 1.0

	V	L	T
<b>Max</b>	0.55 mm/s	0.30 mm/s	0.25 mm/s
<b>Date</b>	2022-02-10	2022-02-10	2022-02-10
<b>Time</b>	12:32:00	14:50:00	01:30:00

**Project** SM Clyde  
**Project maintainer** ██████████  
**Customer** Delta Group  
**Customer contact** ██████████  
**Time frame** 2022-02-10 00:00 - 2022-02-10 23:59 (Australia/Sydney)  
**Measure point** MP\_4  
**Location** Rosehill Racecourse  
**Sensor type** S50  
**Serial no.** 10118  
**Master(s) serial no.** 2353  
**Latest calibration** 2019-08-15  
**Standard** Lmax + Leq  
 55-130 dBA Fast  
**Unit** dBA  
**Quantity** Sound Pres.Level, Eqv.Sound Pres.L  
**Interval time** 15 min  
**Max** Lmax: 97.60 dBA, Leq: 69.50 dBA

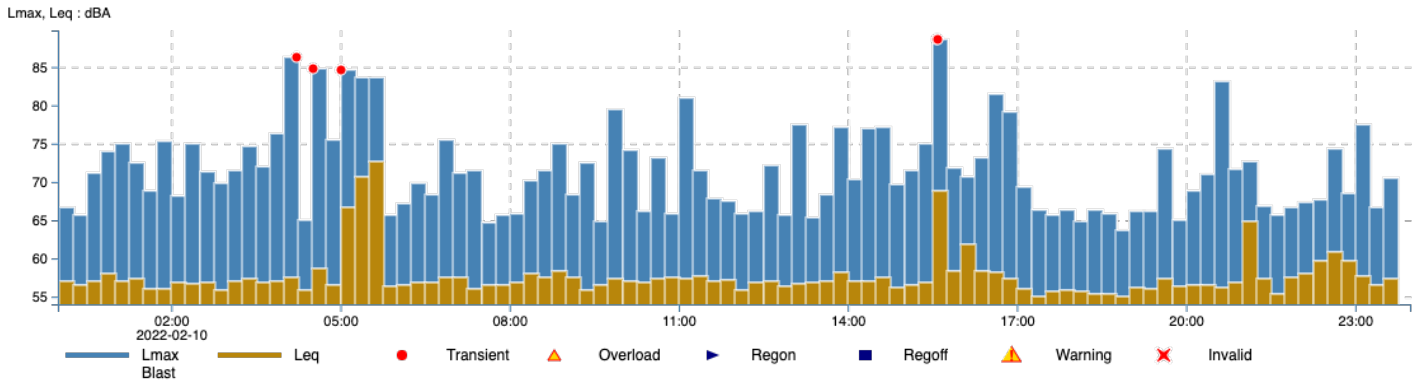


**X-span** 2022-02-10 00:00:00 - 2022-02-10 23:59:00

**Y-span** Lmax, Leq : dBA: 57.64 - 98.79

	<b>Lmax</b>	<b>Leq</b>
<b>Max</b>	97.60 dBA	69.50 dBA
<b>Date</b>	2022-02-10	2022-02-10
<b>Time</b>	03:45:00	11:00:00

**Project** SM Clyde  
**Project maintainer** ██████████  
**Customer** Delta Group  
**Customer contact** ██████████  
**Time frame** 2022-02-10 00:00 - 2022-02-10 23:59 (Australia/Sydney)  
**Measure point** MP\_5  
**Location** Downers Plant  
**Sensor type** S50  
**Serial no.** 10884  
**Master(s) serial no.** 2475  
**Latest calibration** 2019-08-15  
**Standard** Lmax + Leq  
 55-130 dBA Fast  
**Unit** dBA  
**Quantity** Sound Pres.Level, Eqv.Sound Pres.L  
**Interval time** 15 min  
**dB Corr** -6 dB  
**Max** Lmax: 88.60 dBA, Leq: 72.70 dBA



**X-span** 2022-02-10 00:00:00 - 2022-02-10 23:59:00  
**Y-span** Lmax, Leq : dBA: 54.12 - 89.84

	<b>Lmax</b>	<b>Leq</b>
<b>Max</b>	88.60 dBA	72.70 dBA
<b>Date</b>	2022-02-10	2022-02-10
<b>Time</b>	15:45:00	05:45:00

---

*Appendix C - Example of Westmead Weekly Monitoring Report*

This page intentionally left blank



8 March 2022

Delta Group



Project Manager

## Environmental Monitoring Report - Sydney Metro Westmead Project 7th December - 13th December 2021

Please find attached environmental monitoring results for the Sydney Metro Westmead Project from the 7th of December to the 13th of December 2021.

There were 2 active monitoring points during the reporting period, as follows:

- Mp 1 - Vibration monitoring at 2 Hassall St
- Mp 2 - Noise monitoring at 2 Hassall St

The position of the current monitoring points are shown in Figure 1 below.

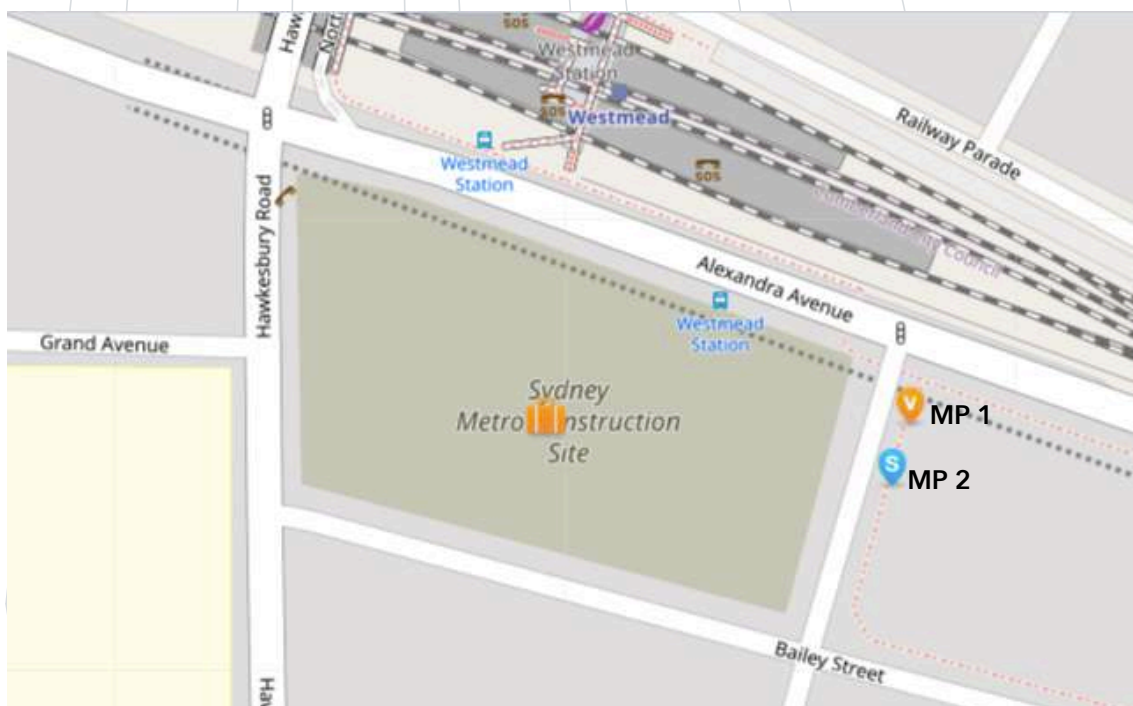


Figure 1: Monitoring Locations

## Noise Monitoring Results

Table 1. LAeq (15min) results from MP 2 - 2 Hassall St					
Date	Time	Range dBA LAeq (15min)	Average dBA LAeq (15min)	NML LAeq (15min)	No. of intervals above NML
07/12/2021	14:00 to 18:00	49 to 65	55	59dBA	9
08/12/2021	7:00 to 18:00	47 to 58	52	59dBA	None
09/12/2021	7:00 to 18:00	49 to 67	54	59dBA	2
10/12/2021	7:00 to 18:00	49 to 66	55	59dBA	10
11/12/2021	7:00 to 18:00	47 to 64	55	59dBA	12
12/12/2021	7:00 to 18:00	45 to 58	48	59dBA	None
13/12/2021	7:00 to 18:00	49 to 63	54	59dBA	3

A number of noise intervals were above the Noise Management Level (NML) for the 2 Hassall St monitoring point during most days of the reporting period.

## Vibration Monitoring Results

Vibration results for the reporting period are presented in Table 2.

Table 2. Vibration Results			Maximum PPV (mm/s)						
MP	Location	Criteria	Tue 7/12	Wed 8/12	Thu 9/12	Fri 10/12	Sat 11/12	Sun 12/12	Mon 13/12
1	2 Hassall St	7.5mm/s	0.2	0.4	0.25	0.25	0.2	0.25	0.3

There were no exceedances of the vibration criteria during the reporting period.

## **Meteorological Conditions**

Meteorological conditions for the reporting period are provided below. These have been sourced from the Bureau of Meteorology website.

<b>Table 3. Meteorological Conditions</b>										
Date	9am Temp (°C)	9am relative humidity (%)	9am cloud amount (oktas)	9am wind direction	9am wind speed (km/h)	3pm Temp (°C)	3pm relative humidity (%)	3pm cloud amount (oktas)	3pm wind direction	3pm wind speed (km/h)
07/12/2021	21.4	72	7	W	7	26.2	68	3	ENE	20
08/12/2021	17.9	89	8	SSW	22	18.7	84	8	S	17
09/12/2021	19.8	87	6	SSE	13	23.6	74	5	SE	20
10/12/2021	18.2	63	1	WNW	19	15.6	94	8	W	24
11/12/2021	17.0	68	7	SSW	20	21.6	55	3	S	39
12/12/2021	18.4	71	6	SSW	20	22.0	58	2	S	28
13/12/2021	20.6	57	3	SSW	11	23.7	56	1	ESE	19

All recorded noise and vibration results from the project, as well as all raw data, will be stored for a minimum of 10 years on the Infra Net website.

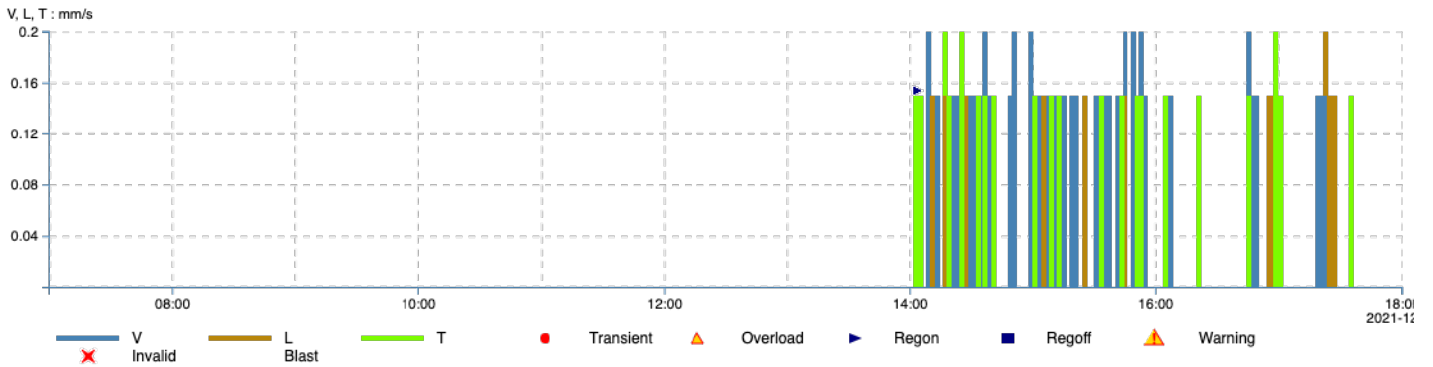
Regards,



Consulting Engineer



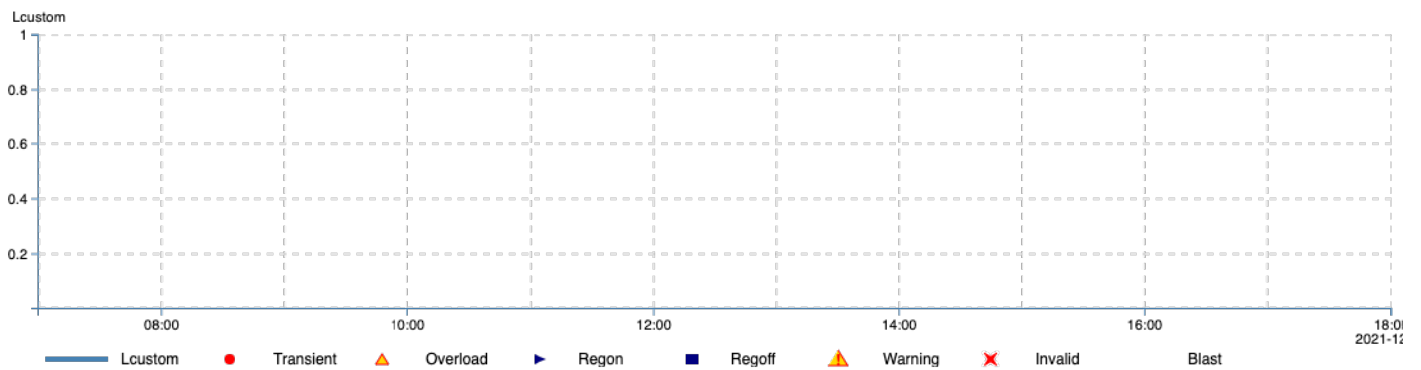
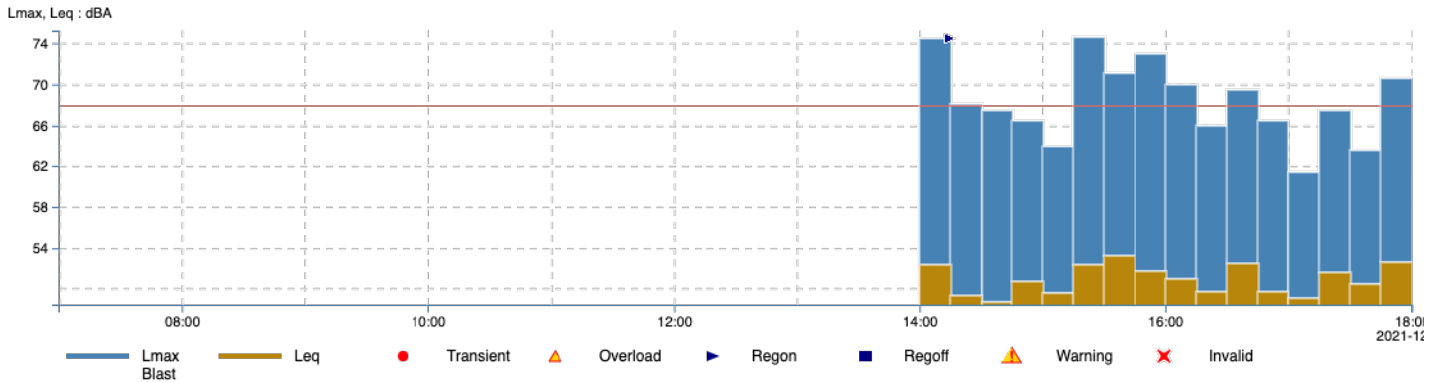
**Project** SM Westmead  
**Project maintainer** ██████████  
**Customer** Delta Group  
**Customer contact** ██████████  
**Time frame** 2021-12-07 07:00 - 2021-12-07 18:00 (Australia/Sydney)  
**Measure point** MP\_1  
**Location** 2 Hassall st  
**Sensor type** V12  
**Serial no.** 25650  
**Master(s) serial no.** 2331  
**Latest calibration** 2021-09-21  
**Standard** DIN4150-3 + Freq  
 250 mm/s 1-315Hz  
**Unit** mm/s  
**Quantity** Velocity  
**Interval time** 2 min  
**Max** V: 0.20 mm/s, L: 0.20 mm/s, T: 0.20 mm/s



**X-span** 2021-12-07 07:00:00 - 2021-12-07 18:00:00  
**Y-span** V, L, T : mm/s: 0.0 - 0.20

	V	L	T
<b>Max</b>	0.20 mm/s	0.20 mm/s	0.20 mm/s
<b>Date</b>	2021-12-07	2021-12-07	2021-12-07
<b>Time</b>	14:10:00	17:24:00	14:18:00

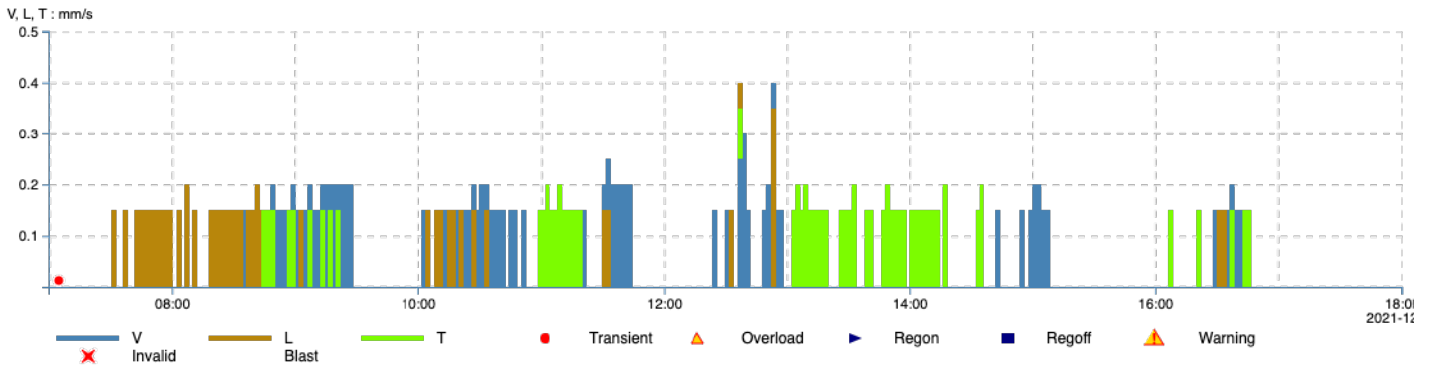
**Project** SM Westmead  
**Project maintainer** ██████████  
**Customer** Delta Group  
**Customer contact** ██████████  
**Time frame** 2021-12-07 07:00 - 2021-12-07 18:00 (Australia/Sydney)  
**Measure point** MP\_2  
**Location** 2 Hassall st  
**Sensor type** S50  
**Serial no.** 11103  
**Master(s) serial no.** 2331  
**Latest calibration** 2020-10-30  
**Standard** Lmax + Leq  
 55-130 dBA Fast  
**Unit** dBA  
**Quantity** Sound Pres.Level, Eqv.Sound Pres.L  
**Interval time** 15 min  
**dB Corr** -6 dB  
**Max** Lmax: 74.60 dBA, Leq: 53.30 dBA, Lcustom:



**X-span** 2021-12-07 07:00:00 - 2021-12-07 18:00:00  
**Y-span** Lmax, Leq : dBA: 48.47 - 75.26, Lcustom: 0.0 - 1.0

	Lmax	Leq	Lcustom
Max	74.60 dBA	53.30 dBA	-
Date	2021-12-07	2021-12-07	-
Time	15:30:00	15:45:00	-

**Project** SM Westmead  
**Project maintainer** ██████████  
**Customer** Delta Group  
**Customer contact** ██████████  
**Time frame** 2021-12-08 07:00 - 2021-12-08 18:00 (Australia/Sydney)  
**Measure point** MP\_1  
**Location** 2 Hassall st  
**Sensor type** V12  
**Serial no.** 25650  
**Master(s) serial no.** 2331  
**Latest calibration** 2021-09-21  
**Standard** DIN4150-3 + Freq  
 250 mm/s 1-315Hz  
**Unit** mm/s  
**Quantity** Velocity  
**Interval time** 2 min  
**Max** V: 0.40 mm/s, L: 0.40 mm/s, T: 0.35 mm/s

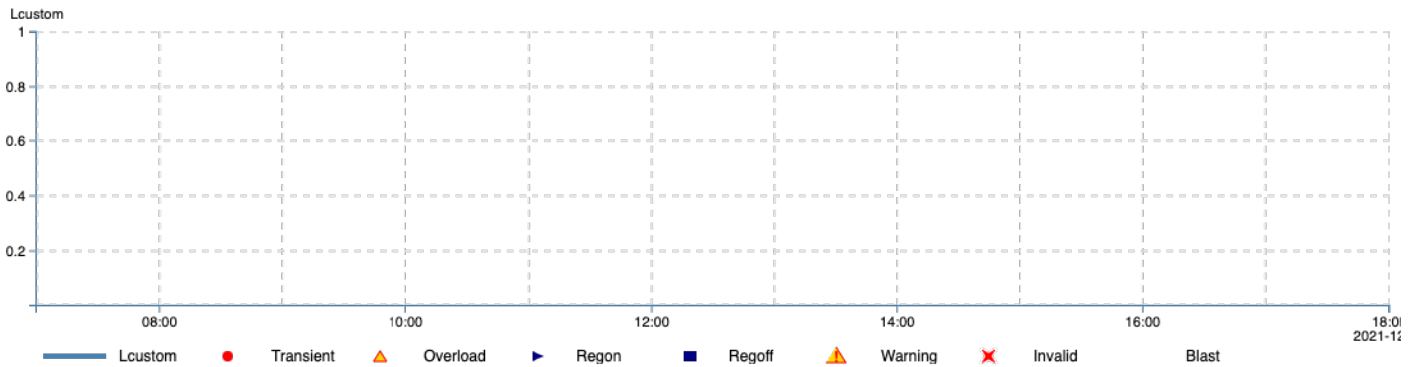
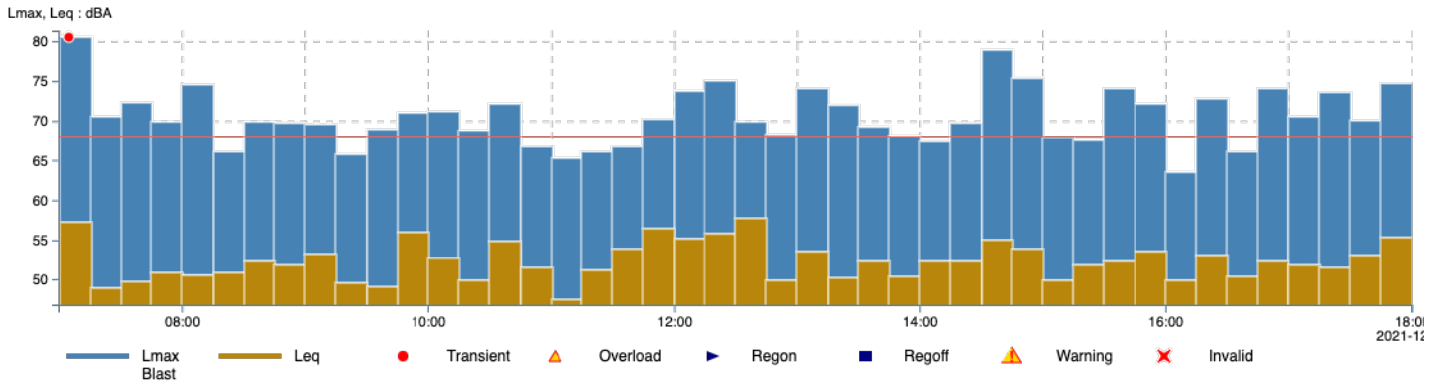


**X-span** 2021-12-08 07:00:00 - 2021-12-08 18:00:00

**Y-span** V, L, T : mm/s: 0.0 - 0.50

	V	L	T
<b>Max</b>	0.40 mm/s	0.40 mm/s	0.35 mm/s
<b>Date</b>	2021-12-08	2021-12-08	2021-12-08
<b>Time</b>	12:54:00	12:38:00	12:38:00

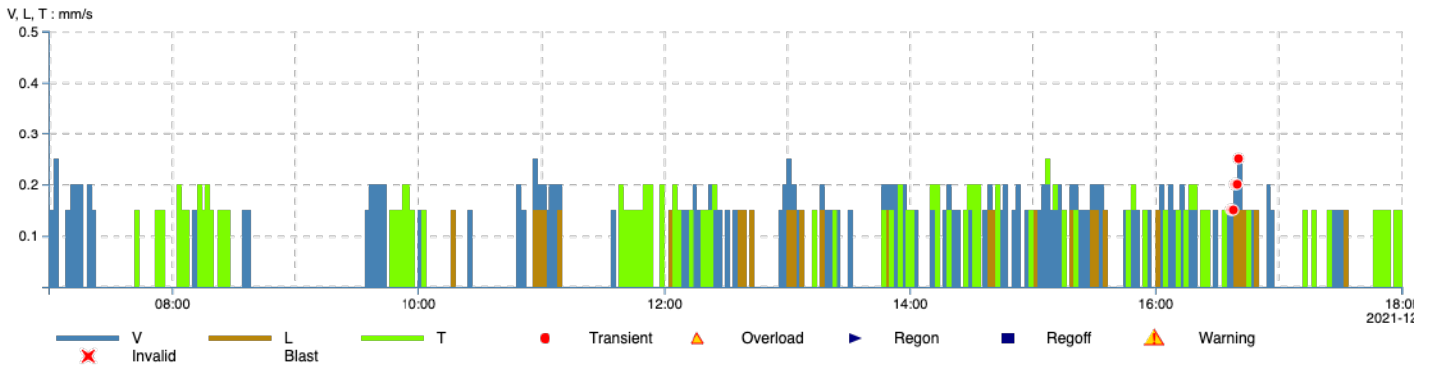
**Project** SM Westmead  
**Project maintainer** ██████████  
**Customer** Delta Group  
**Customer contact** ██████████  
**Time frame** 2021-12-08 07:00 - 2021-12-08 18:00 (Australia/Sydney)  
**Measure point** MP\_2  
**Location** 2 Hassall st  
**Sensor type** S50  
**Serial no.** 11103  
**Master(s) serial no.** 2331  
**Latest calibration** 2020-10-30  
**Standard** Lmax + Leq  
 55-130 dBA Fast  
**Unit** dBA  
**Quantity** Sound Pres.Level, Eqv.Sound Pres.L  
**Interval time** 15 min  
**dB Corr** -6 dB  
**Max** Lmax: 80.50 dBA, Leq: 57.70 dBA, Lcustom:



**X-span** 2021-12-08 07:00:00 - 2021-12-08 18:00:00  
**Y-span** Lmax, Leq : dBA: 46.88 - 81.35, Lcustom: 0.0 - 1.0

	Lmax	Leq	Lcustom
Max	80.50 dBA	57.70 dBA	-
Date	2021-12-08	2021-12-08	-
Time	07:15:00	12:45:00	-

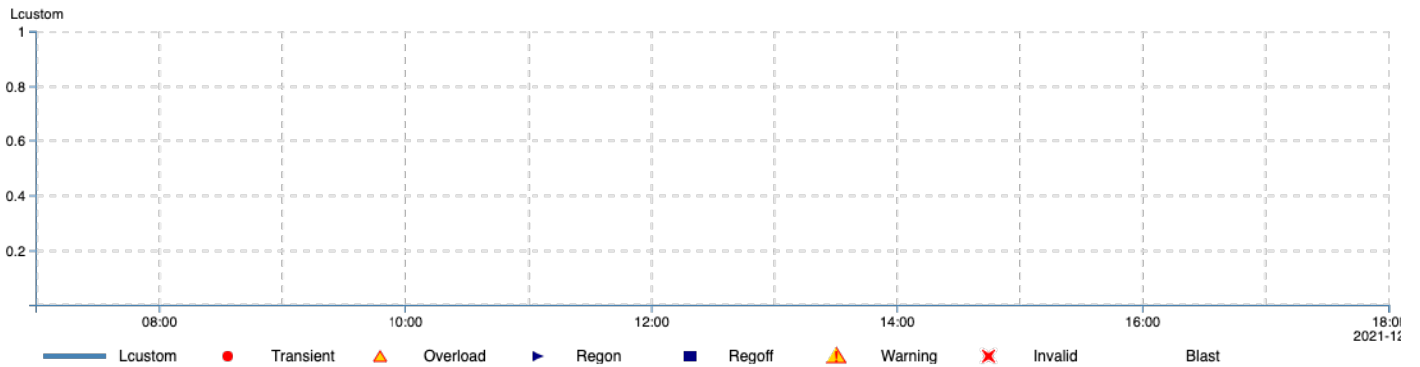
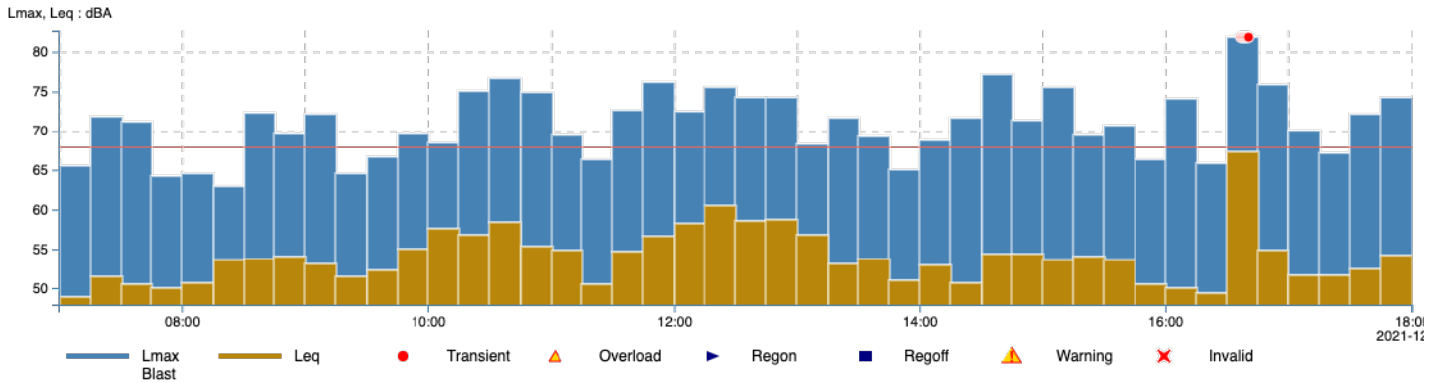
**Project** SM Westmead  
**Project maintainer** ██████████  
**Customer** Delta Group  
**Customer contact** ████████████████████  
**Time frame** 2021-12-09 07:00 - 2021-12-09 18:00 (Australia/Sydney)  
**Measure point** MP\_1  
**Location** 2 Hassall st  
**Sensor type** V12  
**Serial no.** 25650  
**Master(s) serial no.** 2331  
**Latest calibration** 2021-09-21  
**Standard** DIN4150-3 + Freq  
 250 mm/s 1-315Hz  
**Unit** mm/s  
**Quantity** Velocity  
**Interval time** 2 min  
**Max** V: 0.25 mm/s, L: 0.20 mm/s, T: 0.25 mm/s



**X-span** 2021-12-09 07:00:00 - 2021-12-09 18:00:00  
**Y-span** V, L, T : mm/s: 0.0 - 0.50

	V	L	T
<b>Max</b>	0.25 mm/s	0.20 mm/s	0.25 mm/s
<b>Date</b>	2021-12-09	2021-12-09	2021-12-09
<b>Time</b>	07:04:00	09:40:00	15:08:00

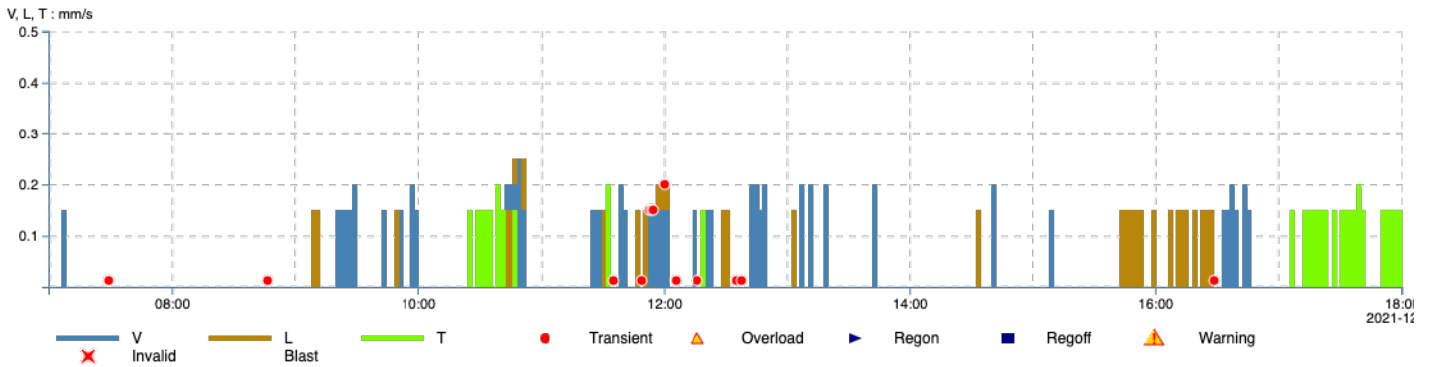
**Project** SM Westmead  
**Project maintainer** ██████████  
**Customer** Delta Group  
**Customer contact** ██████████  
**Time frame** 2021-12-09 07:00 - 2021-12-09 18:00 (Australia/Sydney)  
**Measure point** MP\_2  
**Location** 2 Hassall st  
**Sensor type** S50  
**Serial no.** 11103  
**Master(s) serial no.** 2331  
**Latest calibration** 2020-10-30  
**Standard** Lmax + Leq  
 55-130 dBA Fast  
**Unit** dBA  
**Quantity** Sound Pres.Level, Eqv.Sound Pres.L  
**Interval time** 15 min  
**dB Corr** -6 dB  
**Max** Lmax: 81.80 dBA, Leq: 67.30 dBA, Lcustom:



**X-span** 2021-12-09 07:00:00 - 2021-12-09 18:00:00  
**Y-span** Lmax, Leq : dBA: 47.98 - 82.74, Lcustom: 0.0 - 1.0

	Lmax	Leq	Lcustom
Max	81.80 dBA	67.30 dBA	-
Date	2021-12-09	2021-12-09	-
Time	16:45:00	16:45:00	-

**Project** SM Westmead  
**Project maintainer** ██████████  
**Customer** Delta Group  
**Customer contact** ██████████  
**Time frame** 2021-12-10 07:00 - 2021-12-10 18:00 (Australia/Sydney)  
**Measure point** MP\_1  
**Location** 2 Hassall st  
**Sensor type** V12  
**Serial no.** 25650  
**Master(s) serial no.** 2331  
**Latest calibration** 2021-09-21  
**Standard** DIN4150-3 + Freq  
 250 mm/s 1-315Hz  
**Unit** mm/s  
**Quantity** Velocity  
**Interval time** 2 min  
**Max** V: 0.25 mm/s, L: 0.25 mm/s, T: 0.20 mm/s

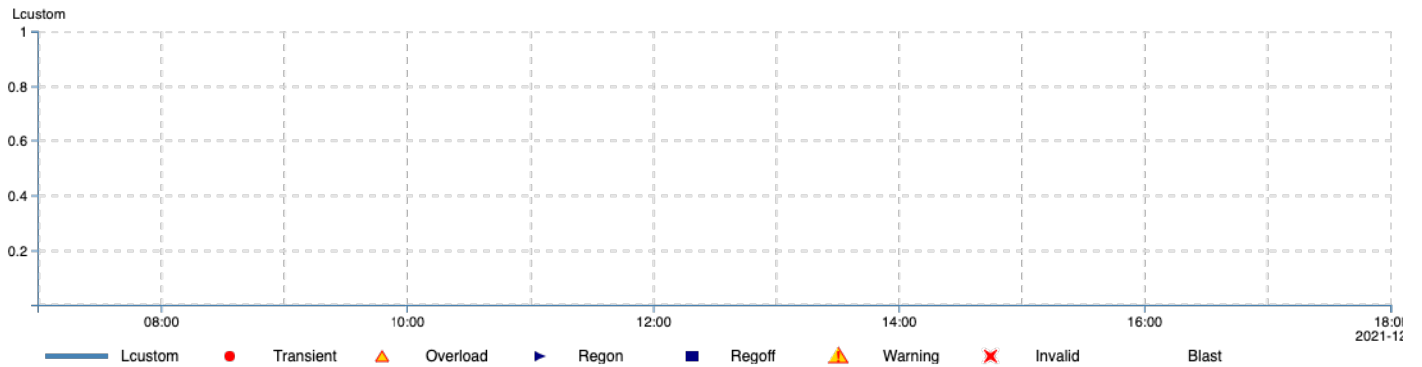
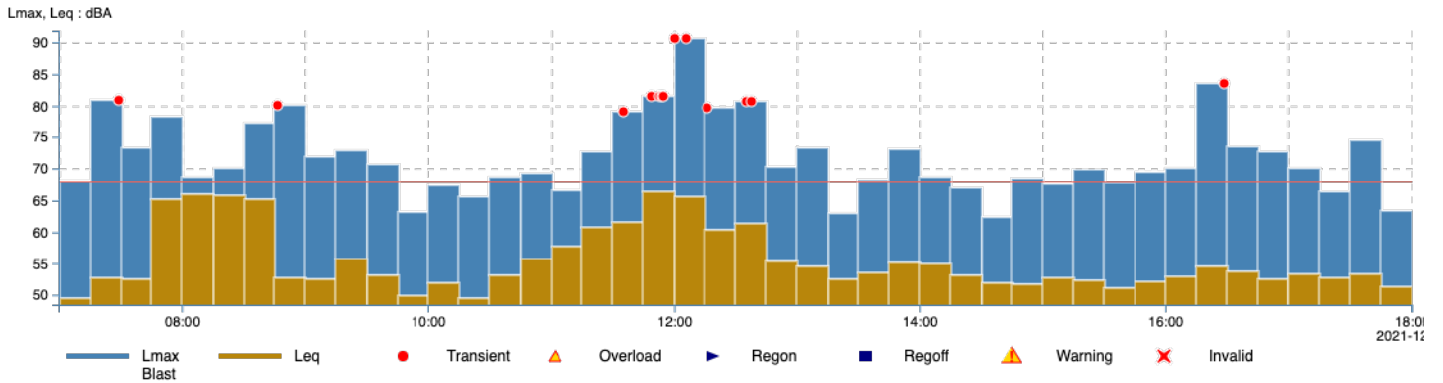


**X-span** 2021-12-10 07:00:00 - 2021-12-10 18:00:00

**Y-span** V, L, T : mm/s: 0.0 - 0.50

	V	L	T
<b>Max</b>	0.25 mm/s	0.25 mm/s	0.20 mm/s
<b>Date</b>	2021-12-10	2021-12-10	2021-12-10
<b>Time</b>	10:50:00	10:48:00	10:40:00

**Project** SM Westmead  
**Project maintainer** ██████████  
**Customer** Delta Group  
**Customer contact** ██████████  
**Time frame** 2021-12-10 07:00 - 2021-12-10 18:00 (Australia/Sydney)  
**Measure point** MP\_2  
**Location** 2 Hassall st  
**Sensor type** S50  
**Serial no.** 11103  
**Master(s) serial no.** 2331  
**Latest calibration** 2020-10-30  
**Standard** Lmax + Leq  
 55-130 dBA Fast  
**Unit** dBA  
**Quantity** Sound Pres.Level, Eqv.Sound Pres.L  
**Interval time** 15 min  
**dB Corr** -6 dB  
**Max** Lmax: 90.50 dBA, Leq: 66.30 dBA, Lcustom:

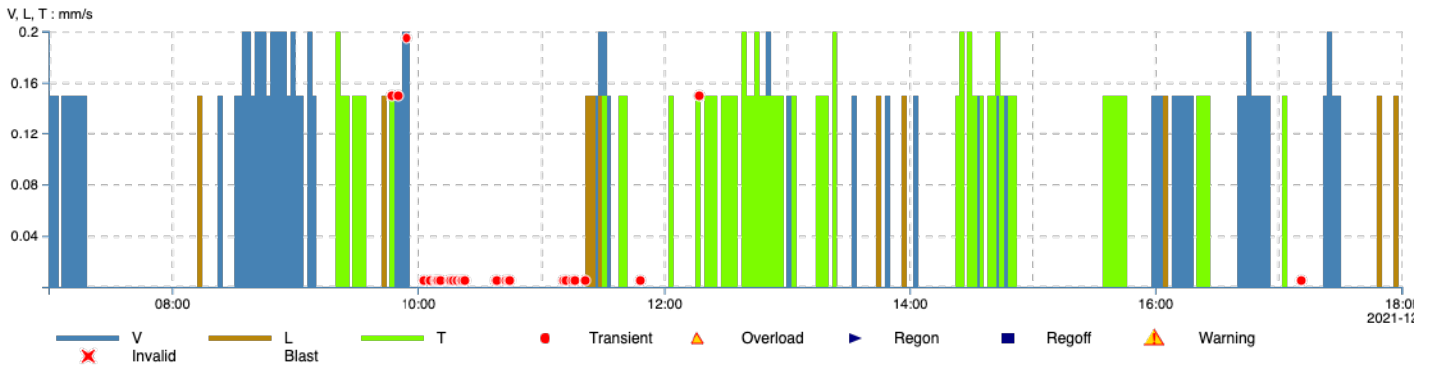


**X-span** 2021-12-10 07:00:00 - 2021-12-10 18:00:00  
**Y-span** Lmax, Leq : dBA: 48.55 - 91.91, Lcustom: 0.0 - 1.0

	Lmax	Leq	Lcustom
<b>Max</b>	90.50 dBA	66.30 dBA	-
<b>Date</b>	2021-12-10	2021-12-10	-
<b>Time</b>	12:15:00	12:00:00	-



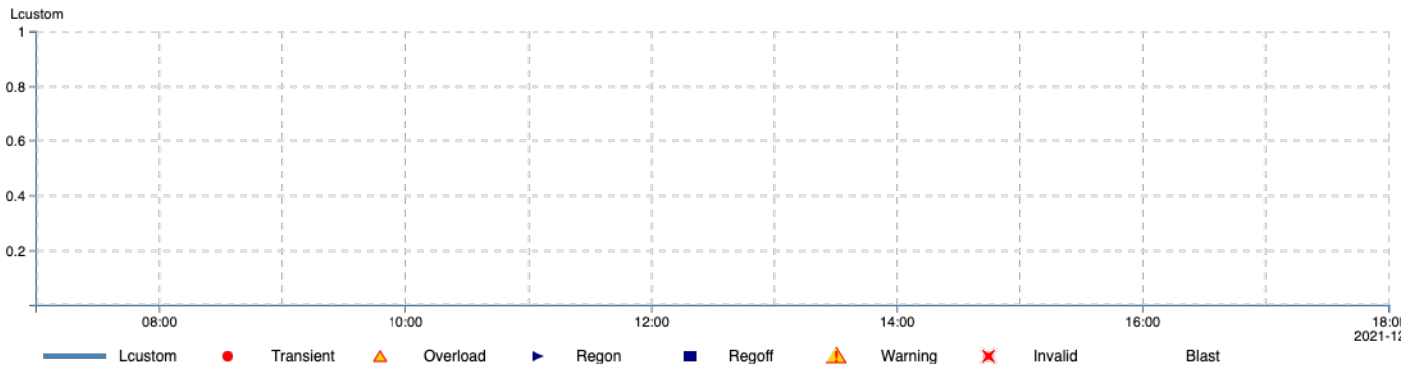
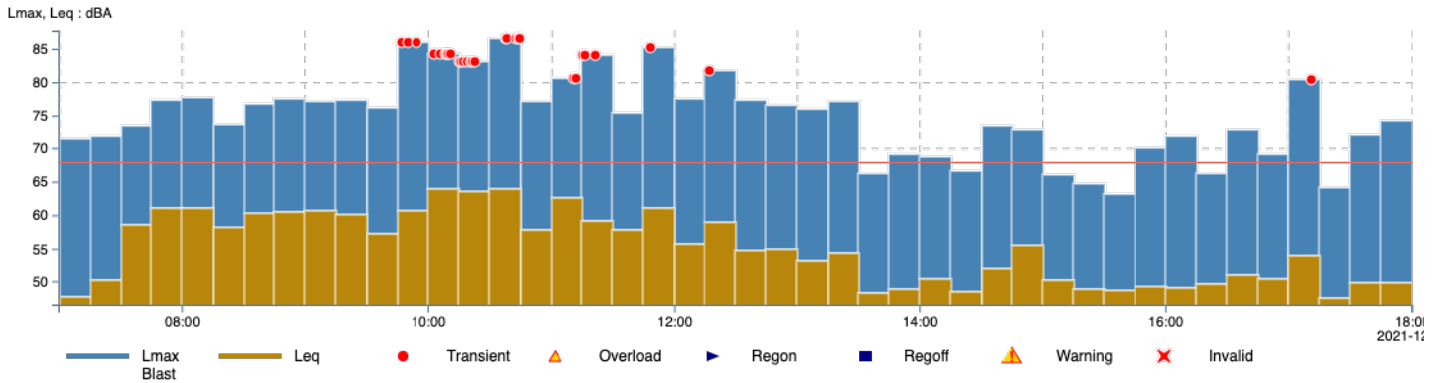
**Project** SM Westmead  
**Project maintainer** ██████████  
**Customer** Delta Group  
**Customer contact** ██████████  
**Time frame** 2021-12-11 07:00 - 2021-12-11 18:00 (Australia/Sydney)  
**Measure point** MP\_1  
**Location** 2 Hassall st  
**Sensor type** V12  
**Serial no.** 25650  
**Master(s) serial no.** 2331  
**Latest calibration** 2021-09-21  
**Standard** DIN4150-3 + Freq  
 250 mm/s 1-315Hz  
**Unit** mm/s  
**Quantity** Velocity  
**Interval time** 2 min  
**Max** V: 0.20 mm/s, L: 0.20 mm/s, T: 0.20 mm/s



**X-span** 2021-12-11 07:00:00 - 2021-12-11 18:00:00  
**Y-span** V, L, T : mm/s: 0.0 - 0.20

	V	L	T
<b>Max</b>	0.20 mm/s	0.20 mm/s	0.20 mm/s
<b>Date</b>	2021-12-11	2021-12-11	2021-12-11
<b>Time</b>	08:36:00	11:32:00	09:22:00

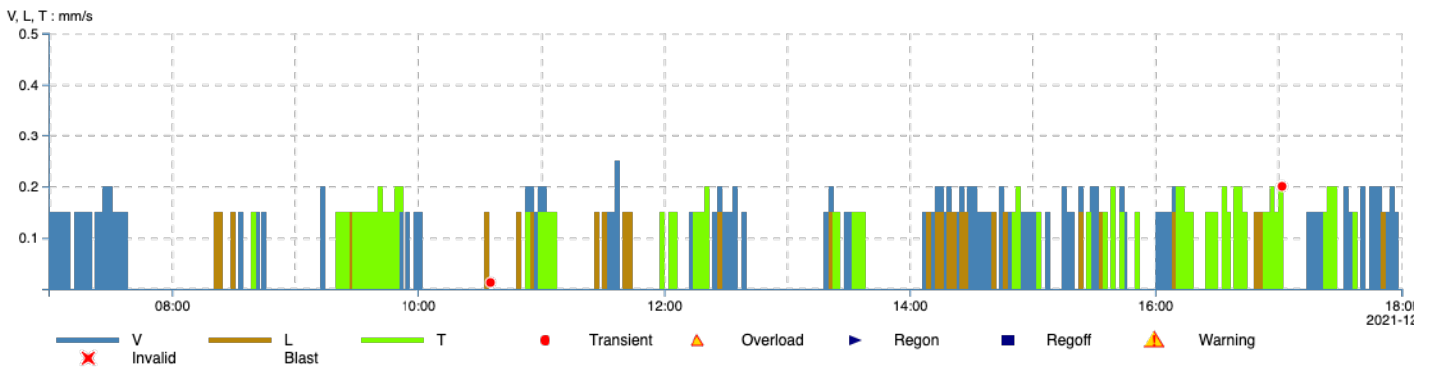
**Project** SM Westmead  
**Project maintainer** ██████████  
**Customer** Delta Group  
**Customer contact** ██████████  
**Time frame** 2021-12-11 07:00 - 2021-12-11 18:00 (Australia/Sydney)  
**Measure point** MP\_2  
**Location** 2 Hassall st  
**Sensor type** S50  
**Serial no.** 11103  
**Master(s) serial no.** 2331  
**Latest calibration** 2020-10-30  
**Standard** Lmax + Leq  
 55-130 dBA Fast  
**Unit** dBA  
**Quantity** Sound Pres.Level, Eqv.Sound Pres.L  
**Interval time** 15 min  
**dB Corr** -6 dB  
**Max** Lmax: 86.60 dBA, Leq: 63.90 dBA, Lcustom:



**X-span** 2021-12-11 07:00:00 - 2021-12-11 18:00:00  
**Y-span** Lmax, Leq : dBA: 46.57 - 87.77, Lcustom: 0.0 - 1.0

	Lmax	Leq	Lcustom
Max	86.60 dBA	63.90 dBA	-
Date	2021-12-11	2021-12-11	-
Time	10:45:00	10:15:00	-

**Project** SM Westmead  
**Project maintainer** ██████████  
**Customer** Delta Group  
**Customer contact** ██████████  
**Time frame** 2021-12-12 07:00 - 2021-12-12 18:00 (Australia/Sydney)  
**Measure point** MP\_1  
**Location** 2 Hassall st  
**Sensor type** V12  
**Serial no.** 25650  
**Master(s) serial no.** 2331  
**Latest calibration** 2021-09-21  
**Standard** DIN4150-3 + Freq  
 250 mm/s 1-315Hz  
**Unit** mm/s  
**Quantity** Velocity  
**Interval time** 2 min  
**Max** V: 0.25 mm/s, L: 0.20 mm/s, T: 0.20 mm/s

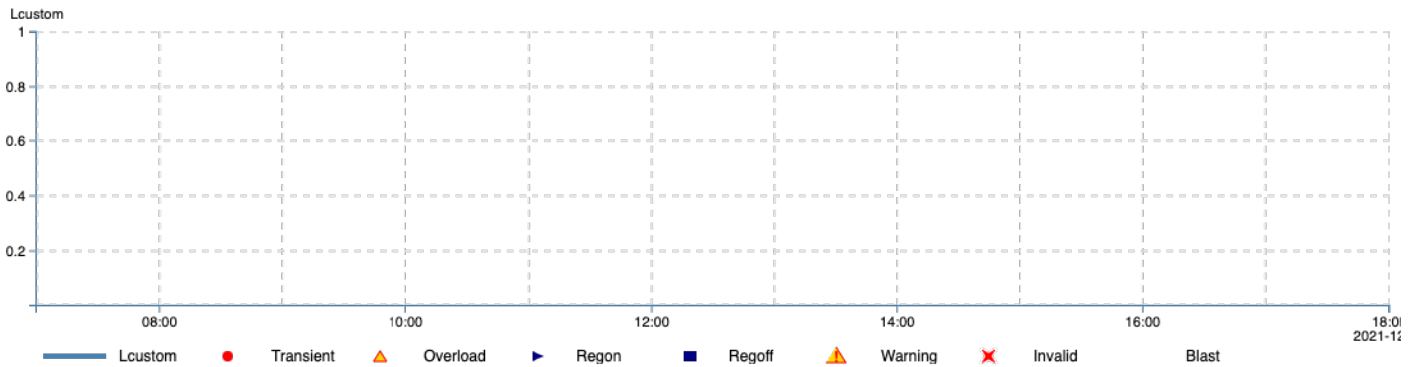
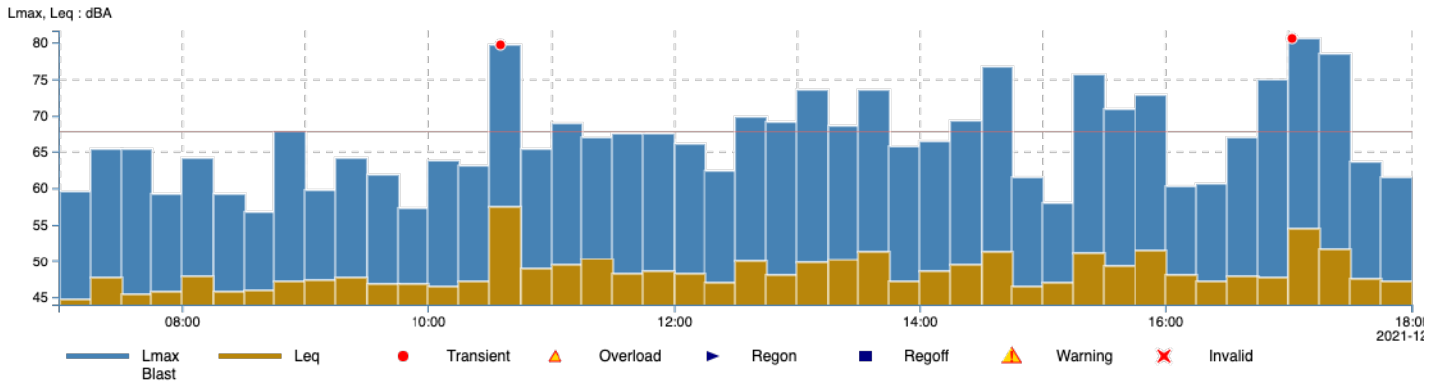


**X-span** 2021-12-12 07:00:00 - 2021-12-12 18:00:00

**Y-span** V, L, T : mm/s: 0.0 - 0.50

	V	L	T
<b>Max</b>	0.25 mm/s	0.20 mm/s	0.20 mm/s
<b>Date</b>	2021-12-12	2021-12-12	2021-12-12
<b>Time</b>	11:38:00	10:54:00	09:42:00

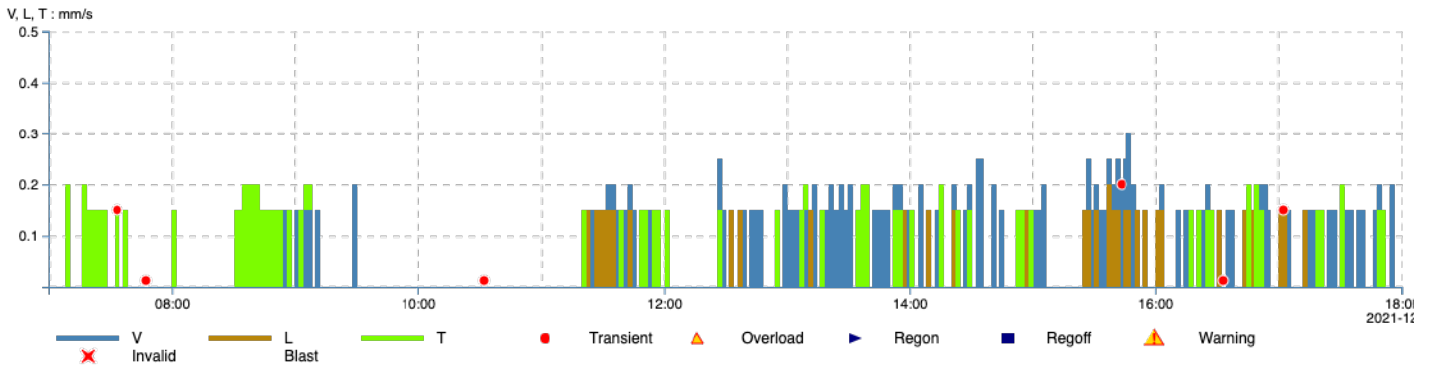
**Project** SM Westmead  
**Project maintainer** ██████████  
**Customer** Delta Group  
**Customer contact** ██████████  
**Time frame** 2021-12-12 07:00 - 2021-12-12 18:00 (Australia/Sydney)  
**Measure point** MP\_2  
**Location** 2 Hassall st  
**Sensor type** S50  
**Serial no.** 11103  
**Master(s) serial no.** 2331  
**Latest calibration** 2020-10-30  
**Standard** Lmax + Leq  
 55-130 dBA Fast  
**Unit** dBA  
**Quantity** Sound Pres.Level, Eqv.Sound Pres.L  
**Interval time** 15 min  
**dB Corr** -6 dB  
**Max** Lmax: 80.50 dBA, Leq: 57.50 dBA, Lcustom:



**X-span** 2021-12-12 07:00:00 - 2021-12-12 18:00:00  
**Y-span** Lmax, Leq : dBA: 44.060 - 81.69, Lcustom: 0.0 - 1.0

	Lmax	Leq	Lcustom
Max	80.50 dBA	57.50 dBA	-
Date	2021-12-12	2021-12-12	-
Time	17:15:00	10:45:00	-

**Project** SM Westmead  
**Project maintainer** ██████████  
**Customer** Delta Group  
**Customer contact** ██████████  
**Time frame** 2021-12-13 07:00 - 2021-12-13 18:00 (Australia/Sydney)  
**Measure point** MP\_1  
**Location** 2 Hassall st  
**Sensor type** V12  
**Serial no.** 25650  
**Master(s) serial no.** 2331  
**Latest calibration** 2021-09-21  
**Standard** DIN4150-3 + Freq  
 250 mm/s 1-315Hz  
**Unit** mm/s  
**Quantity** Velocity  
**Interval time** 2 min  
**Max** V: 0.30 mm/s, L: 0.20 mm/s, T: 0.20 mm/s

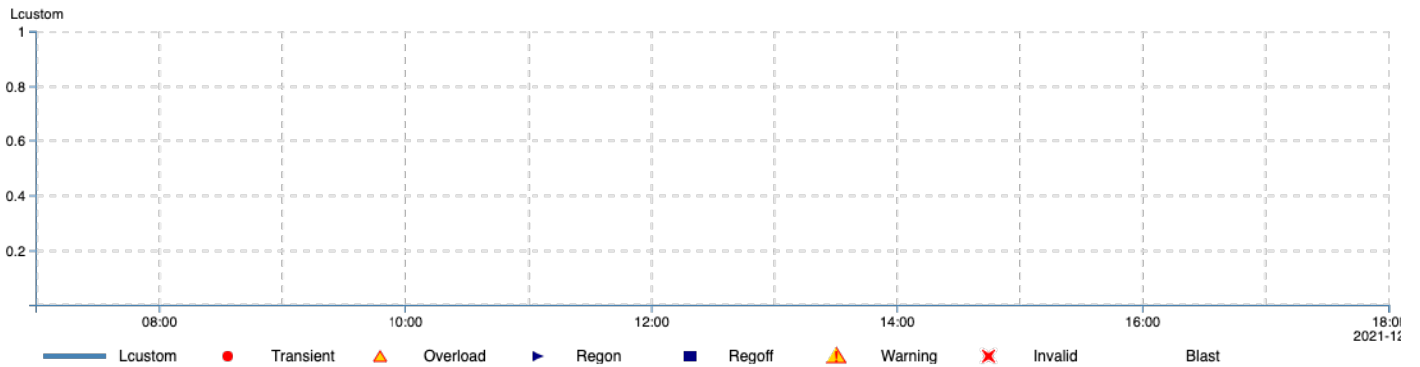
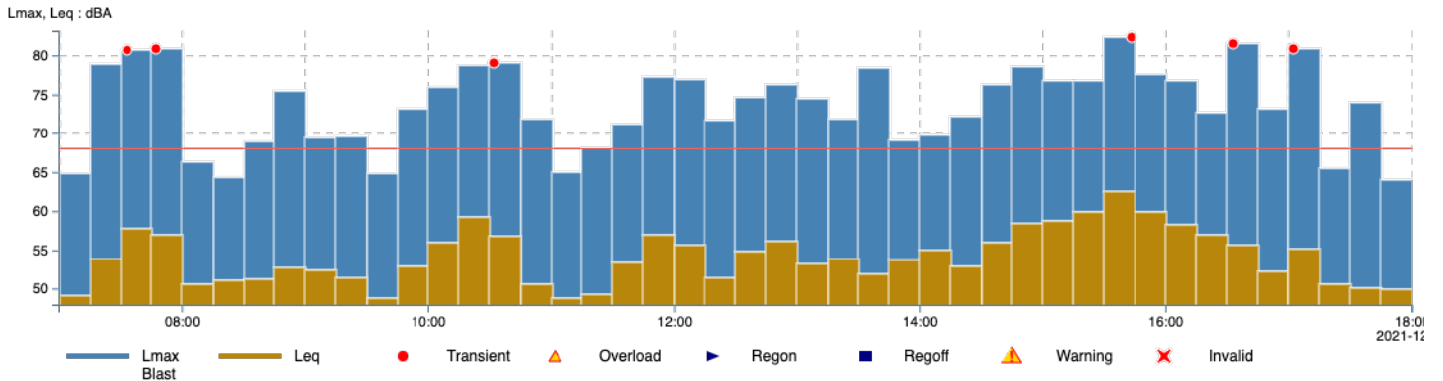


**X-span** 2021-12-13 07:00:00 - 2021-12-13 18:00:00

**Y-span** V, L, T : mm/s: 0.0 - 0.50

	V	L	T
<b>Max</b>	0.30 mm/s	0.20 mm/s	0.20 mm/s
<b>Date</b>	2021-12-13	2021-12-13	2021-12-13
<b>Time</b>	15:48:00	15:38:00	07:10:00

**Project** SM Westmead  
**Project maintainer** ██████████  
**Customer** Delta Group  
**Customer contact** ██████████  
**Time frame** 2021-12-13 07:00 - 2021-12-13 18:00 (Australia/Sydney)  
**Measure point** MP\_2  
**Location** 2 Hassall st  
**Sensor type** S50  
**Serial no.** 11103  
**Master(s) serial no.** 2331  
**Latest calibration** 2020-10-30  
**Standard** Lmax + Leq  
 55-130 dBA Fast  
**Unit** dBA  
**Quantity** Sound Pres.Level, Eqv.Sound Pres.L  
**Interval time** 15 min  
**dB Corr** -6 dB  
**Max** Lmax: 82.30 dBA, Leq: 62.50 dBA, Lcustom:



**X-span** 2021-12-13 07:00:00 - 2021-12-13 18:00:00  
**Y-span** Lmax, Leq : dBA: 48.010 - 83.22, Lcustom: 0.0 - 1.0  
**Max** Lmax: 82.30 dBA, Leq: 62.50 dBA, Lcustom: -  
**Date** 2021-12-13, 2021-12-13, -  
**Time** 15:45:00, 15:45:00, -

---

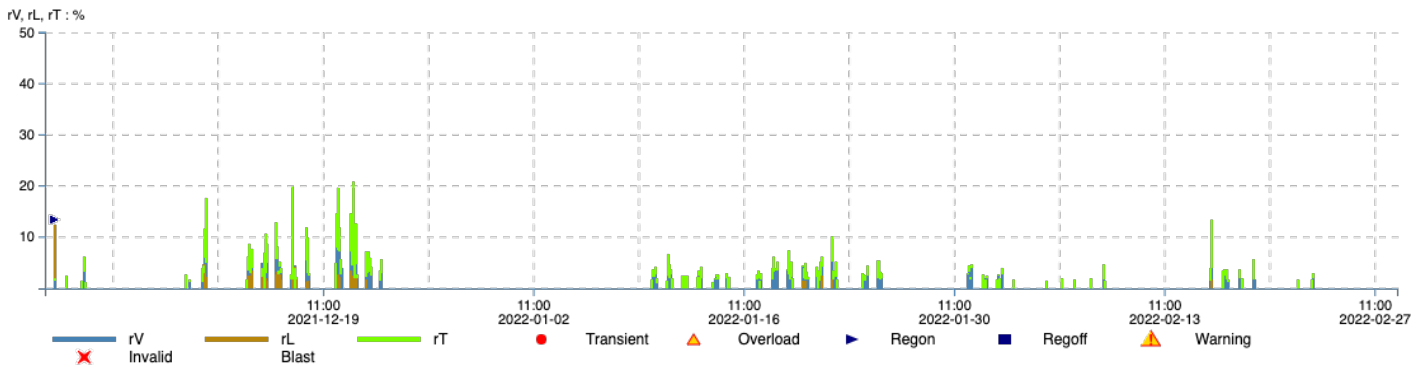
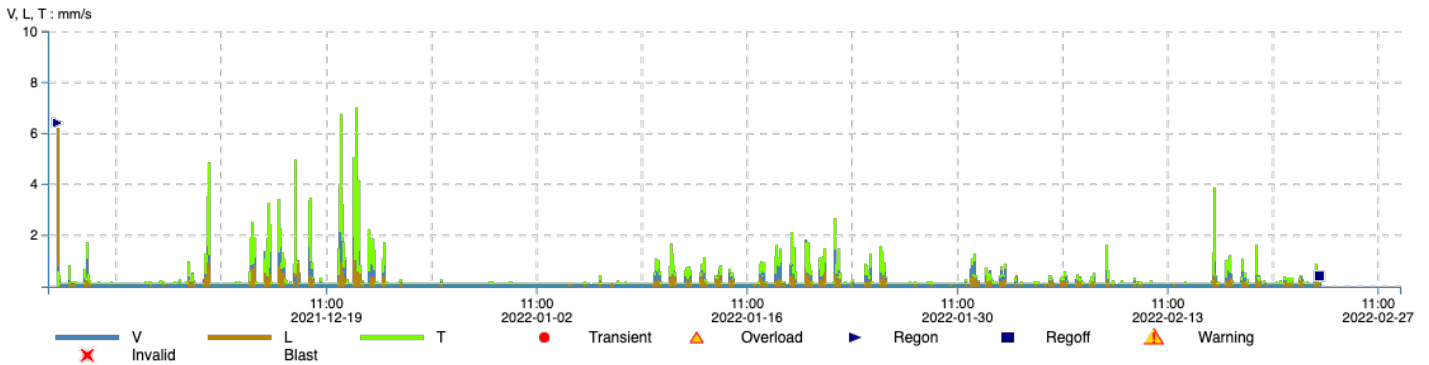
*Appendix D - Parramatta Noise and Vibration Graphs*

This page intentionally left blank

Project SM Parramatta  
 Project maintainer [REDACTED]  
 Customer Delta Group  
 Customer contact [REDACTED]  
 Time frame 2021-12-01 00:00 - 2022-02-28 23:59 (Australia/Sydney)

NB!  
 Chart data is aggregated by 2 h

Measure point MP\_1  
 Location 25 Smith St - UG Parking  
 Sensor type C22  
 Serial no. 102620  
 Master(s) serial no. 102620  
 Latest calibration 2021-09-21  
 Standard DIN4150-3 Anlage 250mm/s 1-315Hz  
 Unit mm/s, %  
 Quantity Velocity  
 Interval time 2 min  
 Frequency weighting Zeile 1  
 Max V: 2.20 mm/s, L: 6.20 mm/s, T: 7.0 mm/s, rV: 7.85 %, rL: 12.40 %, rT: 20.80 %



X-span 2021-12-01 00:00:00 - 2022-02-28 23:59:00  
 Y-span V, L, T : mm/s: 0.0 - 10.0, rV, rL, rT : %: 0.0 - 50.0

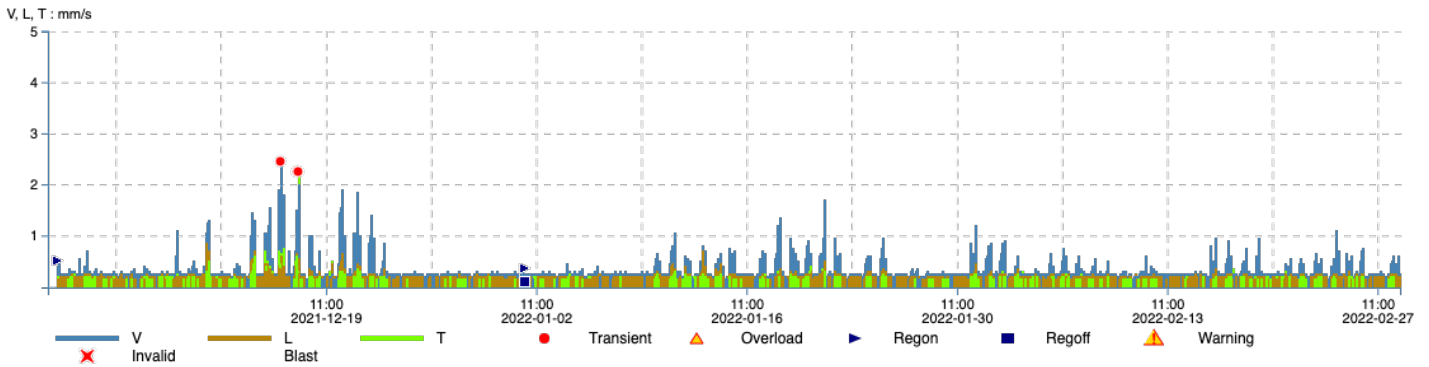
	V	L	T	rV	rL	rT
Max	2.20 mm/s	6.20 mm/s	7.0 mm/s	7.85 %	12.40 %	20.80 %
Date	2021-12-20	2021-12-01	2021-12-21	2021-12-20	2021-12-01	2021-12-21
Time	10:00:00	14:00:00	10:00:00	08:00:00	14:00:00	10:00:00



**Project** SM Parramatta  
**Project maintainer** ██████████  
**Customer** Delta Group  
**Customer contact** ██████████  
**Time frame** 2021-12-01 00:00 - 2022-02-28 23:59 (Australia/Sydney)

*NB!*  
Chart data is aggregated by 2 h

**Measure point** MP\_2  
**Location** 25 Smith St - Level 6  
**Sensor type** V12  
**Serial no.** 25110  
**Master(s) serial no.** 2478  
**Latest calibration** 2021-09-23  
**Standard** DIN4150-3 + Freq  
250 mm/s 1-315Hz  
**Unit** mm/s  
**Quantity** Velocity  
**Interval time** 2 min  
**Max** V: 2.45 mm/s, L: 0.85 mm/s, T: 2.25 mm/s



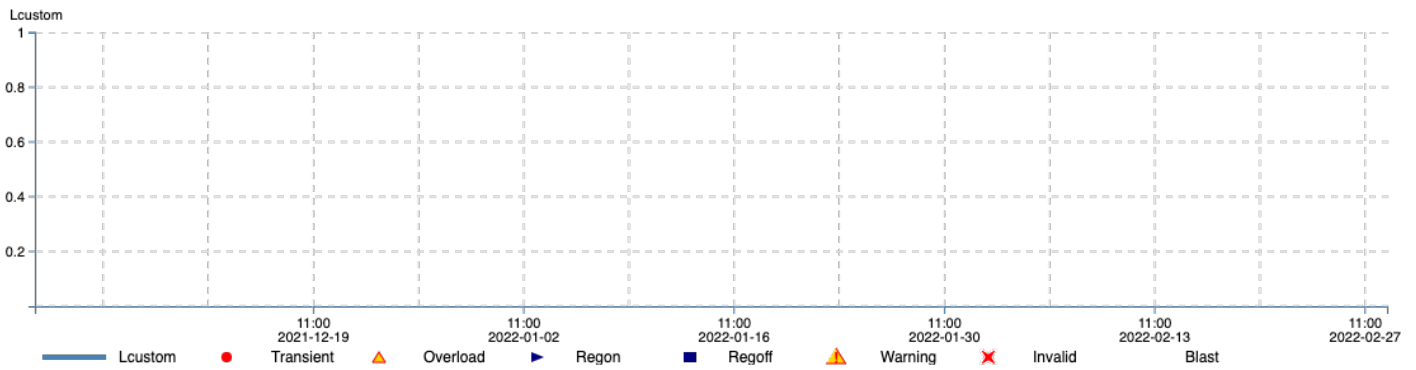
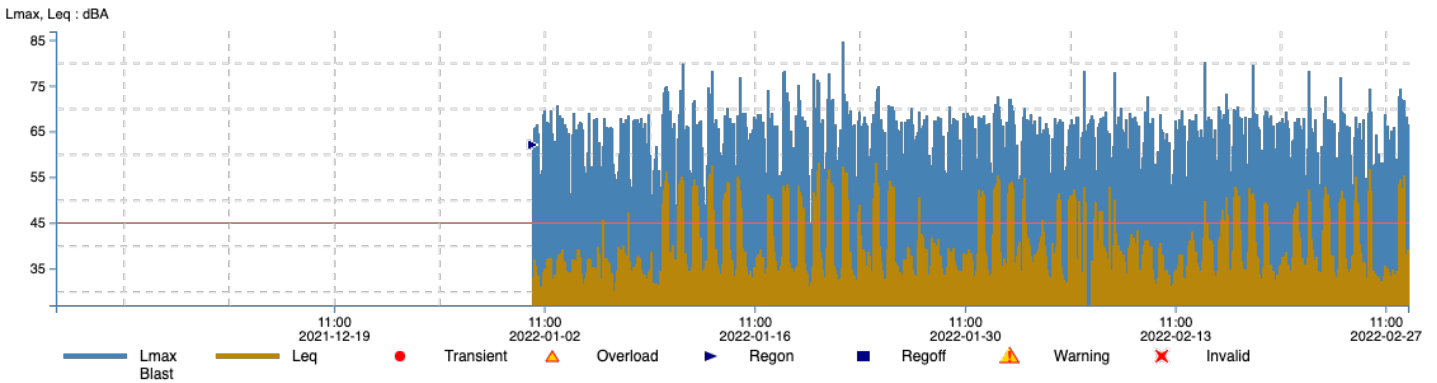
**X-span** 2021-12-01 00:00:00 - 2022-02-28 23:59:00  
**Y-span** V, L, T : mm/s: 0.0 - 5.0

	V	L	T
<b>Max</b>	2.45 mm/s	0.85 mm/s	2.25 mm/s
<b>Date</b>	2021-12-16	2021-12-11	2021-12-17
<b>Time</b>	10:00:00	12:00:00	14:00:00

Project SM Parramatta  
 Project maintainer [REDACTED]  
 Customer Delta Group  
 Customer contact [REDACTED]  
 Time frame 2021-12-01 00:00 - 2022-02-28 23:59 (Australia/Sydney)

**NB!**  
 Chart data is aggregated by 2 h

Measure point MP\_3  
 Location 25 Smith St - Level 6  
 Sensor type S50  
 Serial no. 10883  
 Master(s) serial no. 2478  
 Latest calibration 2021-09-21  
 Standard Lmax + Leq  
 30-105 dBA Fast  
 Unit dBA  
 Quantity Sound Pres.Level, Eqv.Sound Pres.L  
 Interval time 15 min  
 Max Lmax: 84.70 dBA, Leq: 58.20 dBA, Lcustom:



X-span 2021-12-01 00:00:00 - 2022-02-28 23:59:00  
 Y-span Lmax, Leq : dBA: 27.12 - 86.97, Lcustom: 0.0 - 1.0

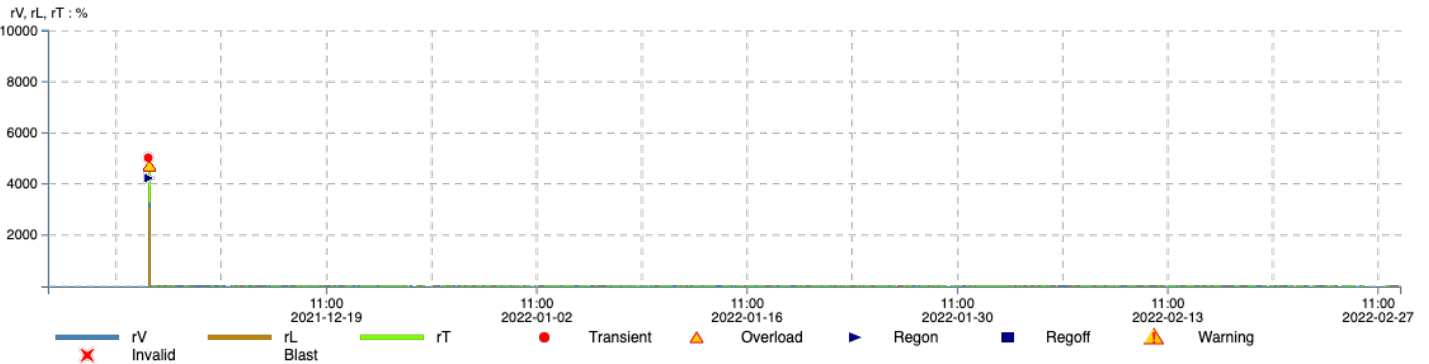
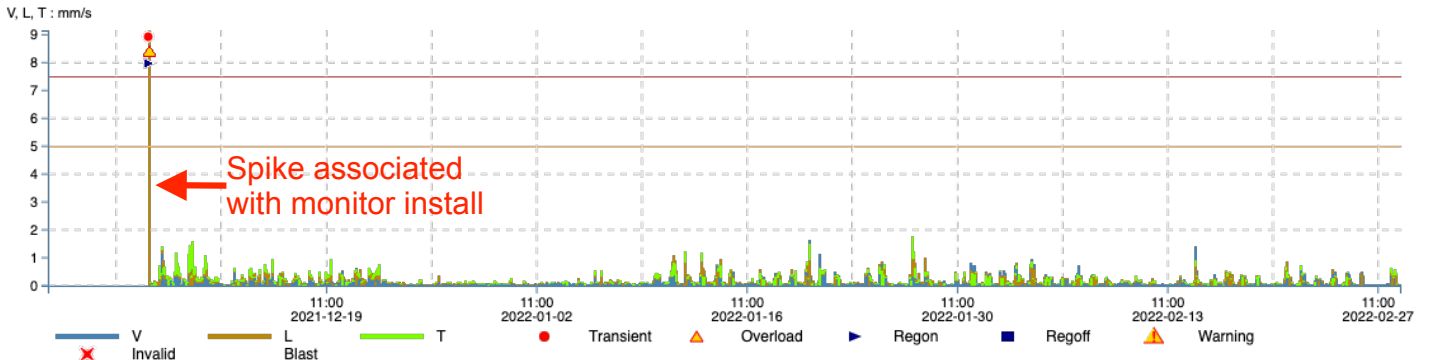
	Lmax	Leq	Lcustom
Max	84.70 dBA	58.20 dBA	-
Date	2022-01-22	2022-01-20	-
Time	08:00:00	16:00:00	-

Project SM Parramatta  
 Project maintainer [REDACTED]  
 Customer Delta Group  
 Customer contact [REDACTED]  
 Time frame 2021-12-01 00:00 - 2022-02-28 23:59 (Australia/Sydney)

**NB!**  
 Chart data is aggregated by 2 h  
 Some data may be not visible because of the selected scale

Measure point MP\_4  
 Location 62-64 Macquarie St - East (Kia Ora Bldg)  
 Sensor type C22  
 Serial no. 102365  
 Master(s) serial no. 102365  
 Latest calibration 2021-09-29  
 Standard DIN4150-3 Anlage 25mm/s 1-315Hz  
 Unit mm/s, %  
 Quantity Velocity  
 Interval time 2 min  
 Frequency weighting Zeile 3

Max V: 97.90 mm/s, L: 92.20 mm/s, T: 151.0 mm/s, rV: 3260.0 %, rL: 3070.0 %, rT: 5020.0 %



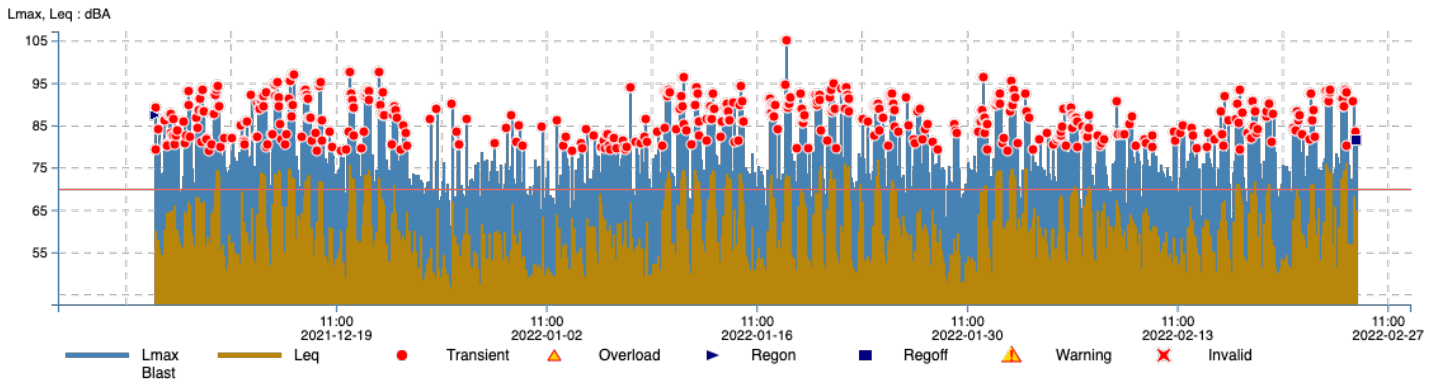
X-span 2021-12-01 00:00:00 - 2022-02-28 23:59:00  
 Y-span V, L, T : mm/s: 0.0 - 9.15, rV, rL, rT : %: 0.0 - 10000.0

	V	L	T	rV	rL	rT
Max	97.90 mm/s	92.20 mm/s	151.0 mm/s	3260.0 %	3070.0 %	5020.0 %
Date	2021-12-07	2021-12-07	2021-12-07	2021-12-07	2021-12-07	2021-12-07
Time	16:00:00	16:00:00	16:00:00	16:00:00	16:00:00	16:00:00

**Project** SM Parramatta  
**Project maintainer** ██████████  
**Customer** Delta Group  
**Customer contact** ██████████  
**Time frame** 2021-12-01 00:00 - 2022-02-28 23:59 (Australia/Sydney)

*NB!*  
Chart data is aggregated by 2 h

**Measure point** MP\_5  
**Location** 29 Smith St - L2 balcony  
**Sensor type** S50  
**Serial no.** 10835  
**Master(s) serial no.** 2329  
**Latest calibration** 2021-09-21  
**Standard** Lmax + Leq  
 55-130 dBA Fast  
**Unit** dBA  
**Quantity** Sound Pres.Level, Eqv. Sound Pres.L  
**Interval time** 15 min  
**dB Corr** -6 dB  
**Max** Lmax: 105.0 dBA, Leq: 76.80 dBA



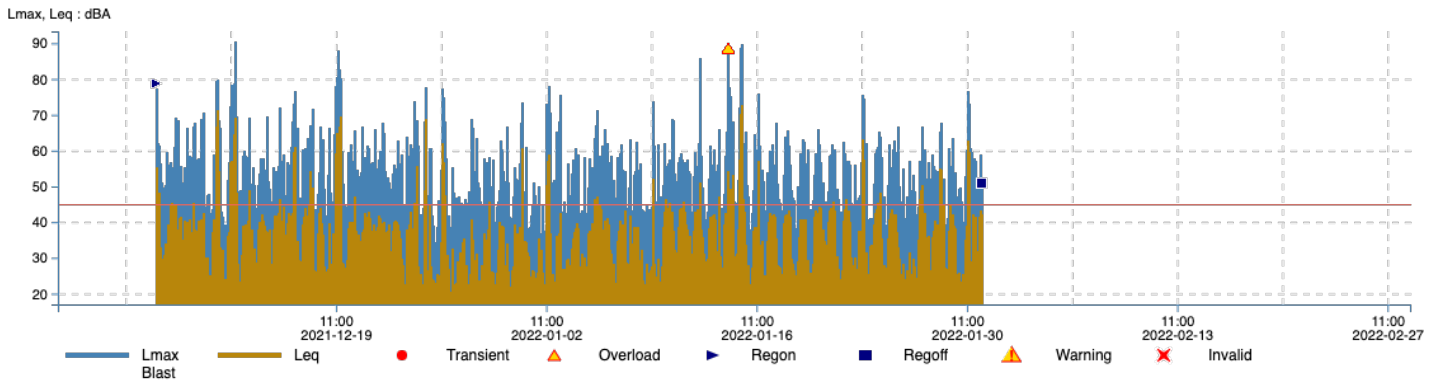
**X-span** 2021-12-01 00:00:00 - 2022-02-28 23:59:00  
**Y-span** Lmax, Leq : dBA: 42.78 - 107.34

	<b>Lmax</b>	<b>Leq</b>
<b>Max</b>	105.0 dBA	76.80 dBA
<b>Date</b>	2022-01-18	2022-01-24
<b>Time</b>	10:00:00	12:00:00

Project SM Parramatta  
 Project maintainer [REDACTED]  
 Customer Delta Group  
 Customer contact [REDACTED]  
 Time frame 2021-12-01 00:00 - 2022-02-28 23:59 (Australia/Sydney)

*NB!*  
 Chart data is aggregated by 2 h

Measure point MP\_6  
 Location 119 Macquarie St (Leigh Memorial Church)  
 Sensor type S50  
 Serial no. 10887  
 Master(s) serial no. 2666  
 Latest calibration 2021-05-03  
 Standard Lmax + Leq  
 30-105 dBA Fast  
 Unit dBA  
 Quantity Sound Pres.Level, Eqv.Sound Pres.L  
 Interval time 15 min  
 dB Corr -7 dB  
 Max Lmax: 90.60 dBA, Leq: 72.80 dBA



X-span 2021-12-01 00:00:00 - 2022-02-28 23:59:00  
 Y-span Lmax, Leq : dBA: 17.15 - 93.49

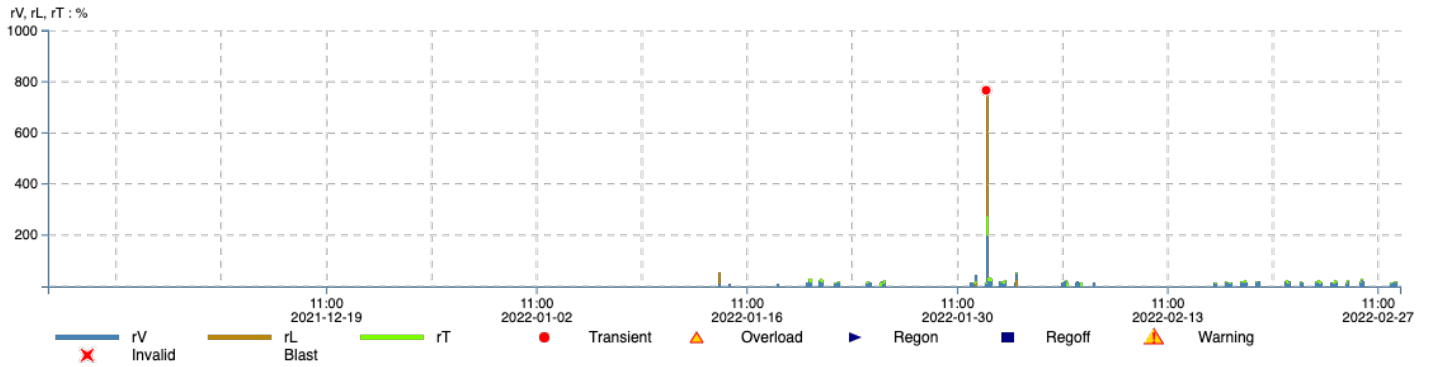
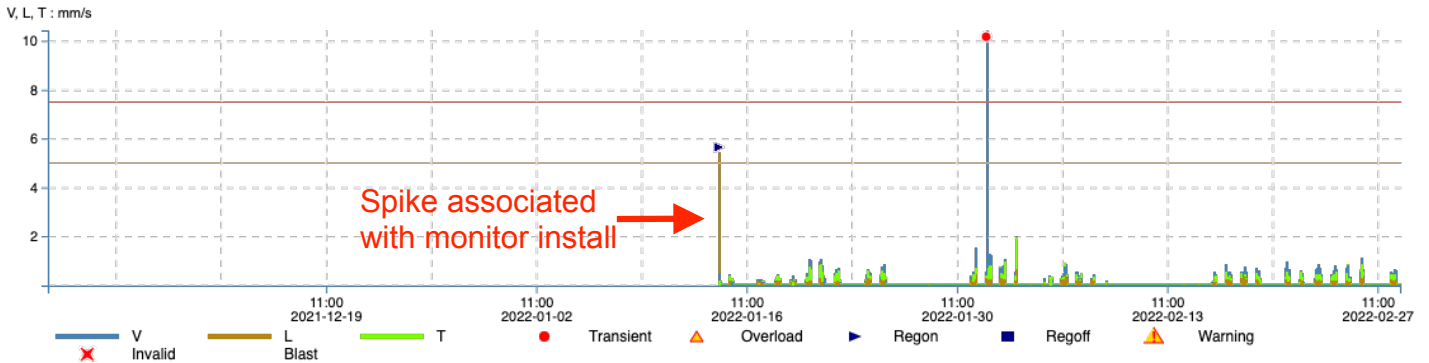
	<b>Lmax</b>	<b>Leq</b>
Max	90.60 dBA	72.80 dBA
Date	2021-12-12	2022-01-15
Time	18:00:00	12:00:00

Project SM Parramatta  
 Project maintainer [REDACTED]  
 Customer Delta Group  
 Customer contact [REDACTED]  
 Time frame 2021-12-01 00:00 - 2022-02-28 23:59 (Australia/Sydney)

**NB!**  
 Chart data is aggregated by 2 h  
 Some data may be not visible because of the selected scale

Measure point MP\_7  
 Location Roxy  
 Sensor type C22  
 Serial no. 101604  
 Master(s) serial no. 101604  
 Latest calibration 2021-10-01  
 Standard DIN4150-3 Anlage 250mm/s 1-315Hz  
 Unit mm/s, %  
 Quantity Velocity  
 Interval time 2 min  
 Frequency weighting Zeile 3

Max V: 18.30 mm/s, L: 73.0 mm/s, T: 27.10 mm/s, rV: 199.0 %, rL: 763.0 %, rT: 271.0 %



X-span 2021-12-01 00:00:00 - 2022-02-28 23:59:00  
 Y-span V, L, T : mm/s: 0.0 - 10.46, rV, rL, rT : %: 0.0 - 1000.0

	V	L	T	rV	rL	rT
Max	18.30 mm/s	73.0 mm/s	27.10 mm/s	199.0 %	763.0 %	271.0 %
Date	2022-02-01	2022-02-01	2022-02-01	2022-02-01	2022-02-01	2022-02-01
Time	10:00:00	10:00:00	10:00:00	10:00:00	10:00:00	10:00:00

---

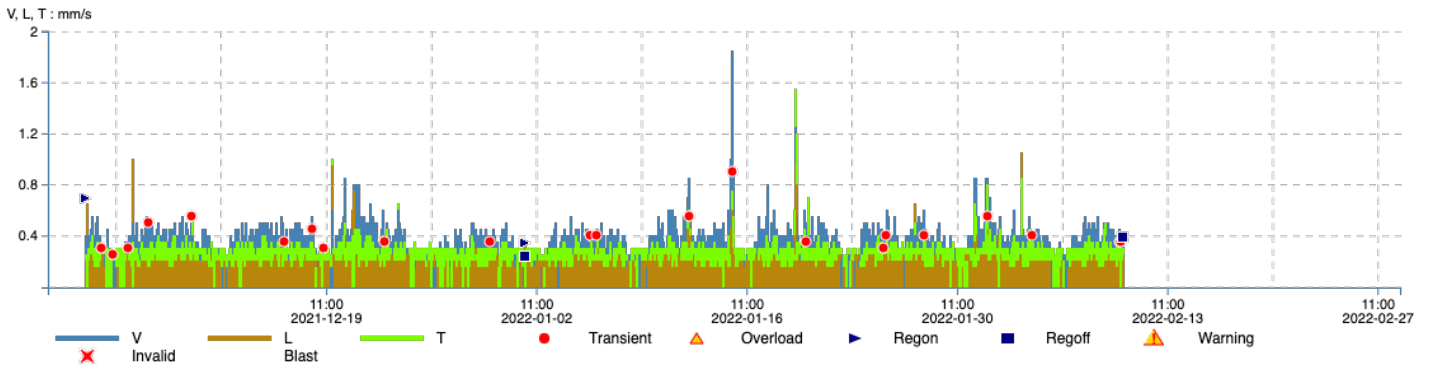
*Appendix E - Clyde Noise and Vibration Graphs*

This page intentionally left blank

Project SM Clyde  
 Project maintainer [REDACTED]  
 Customer Delta Group  
 Customer contact [REDACTED]  
 Time frame 2021-12-01 00:00 - 2022-02-28 23:59 (Australia/Sydney)

*NB!*  
 Chart data is aggregated by 1 h

Measure point MP\_1  
 Location Veolia - 2 Unwin st  
 Sensor type V12  
 Serial no. 21760  
 Master(s) serial no. 2439  
 Latest calibration 2021-09-21  
 Standard DIN4150-3 + Freq  
 250 mm/s 1-315Hz  
 Unit mm/s  
 Quantity Velocity  
 Interval time 2 min  
 Max V: 1.85 mm/s, L: 1.050 mm/s, T: 1.55 mm/s



X-span 2021-12-01 00:00:00 - 2022-02-28 23:59:00  
 Y-span V, L, T : mm/s: 0.0 - 2.0

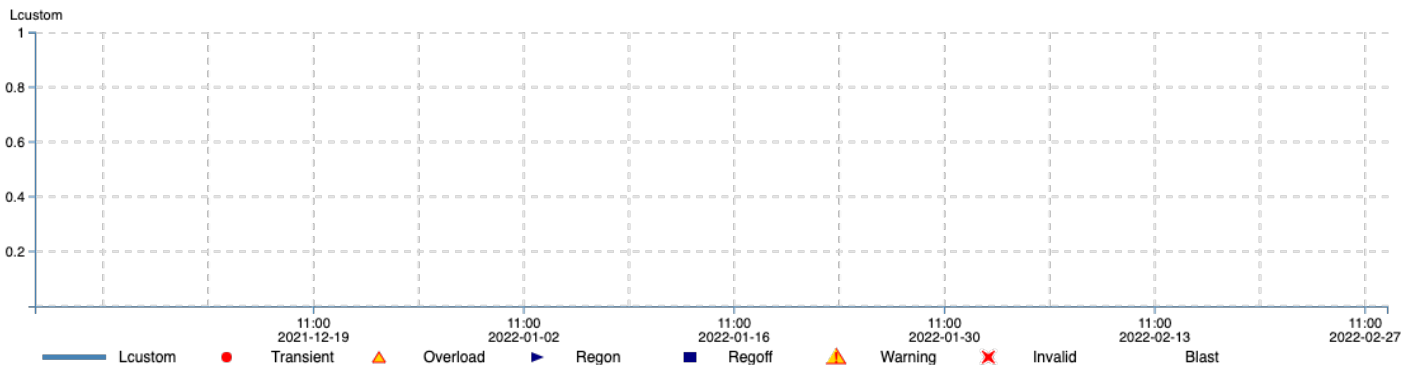
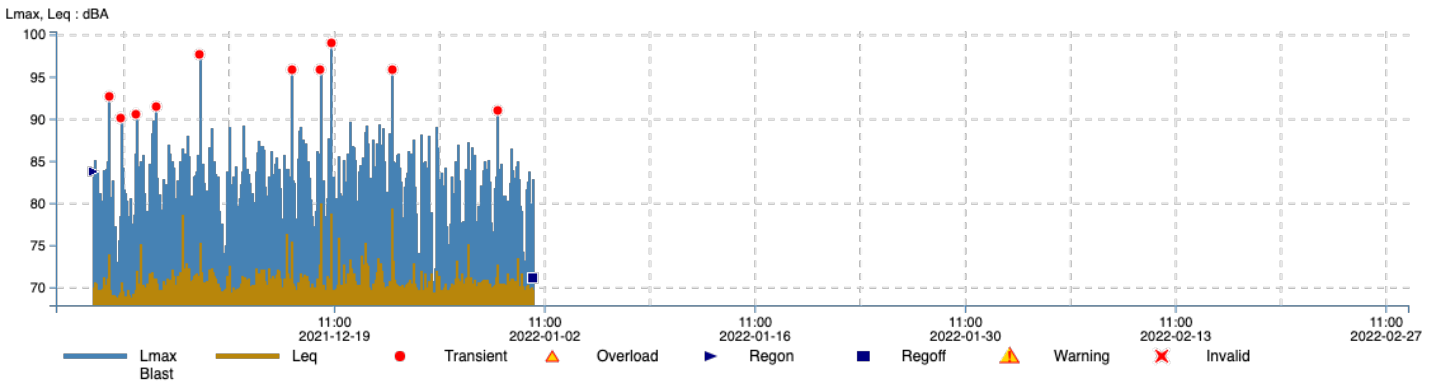
	V	L	T
Max	1.85 mm/s	1.050 mm/s	1.55 mm/s
Date	2022-01-15	2022-02-03	2022-01-19
Time	10:00:00	17:00:00	15:00:00



Project SM Clyde  
 Project maintainer [REDACTED]  
 Customer Delta Group  
 Customer contact [REDACTED]  
 Time frame 2021-12-01 00:00 - 2022-02-28 23:59 (Australia/Sydney)

**NB!**  
 Chart data is aggregated by 1 h

Measure point MP\_2  
 Location Veolia - 2 Unwin st  
 Sensor type S50  
 Serial no. 10895  
 Master(s) serial no. 2439  
 Latest calibration 2021-09-21  
 Standard Lmax + Leq  
 55-130 dBA Fast  
 Unit dBA  
 Quantity Sound Pres.Level, Eqv.Sound Pres.L  
 Interval time 2 min  
 Max Lmax: 99.0 dBA, Leq: 79.90 dBA, Lcustom:



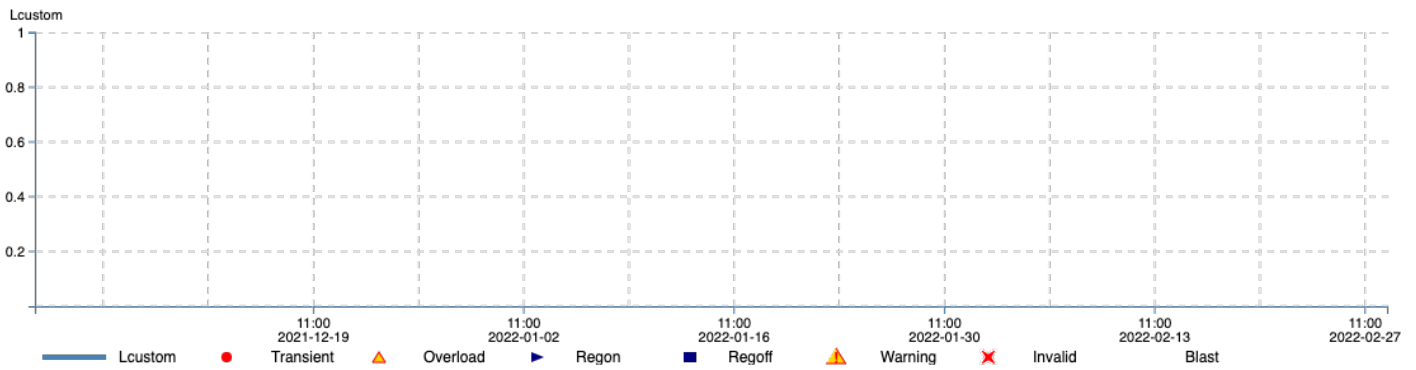
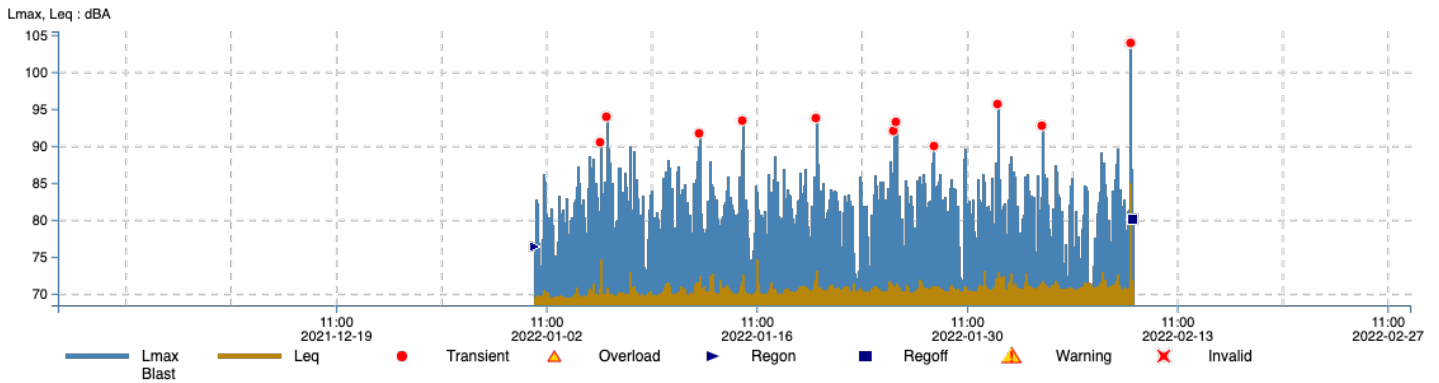
X-span 2021-12-01 00:00:00 - 2022-02-28 23:59:00  
 Y-span Lmax, Leq : dBA: 67.93 - 100.44, Lcustom: 0.0 - 1.0

	Lmax	Leq	Lcustom
Max	99.0 dBA	79.90 dBA	-
Date	2021-12-19	2021-12-18	-
Time	06:00:00	12:00:00	-

Project SM Clyde  
 Project maintainer [REDACTED]  
 Customer Delta Group  
 Customer contact [REDACTED]  
 Time frame 2021-12-01 00:00 - 2022-02-28 23:59 (Australia/Sydney)

**NB!**  
 Chart data is aggregated by 1 h

Measure point MP\_2  
 Location Veolia - 2 Unwin st  
 Sensor type S50  
 Serial no. 10895  
 Master(s) serial no. 2439  
 Latest calibration 2021-09-21  
 Standard Lmax + Leq  
 55-130 dBA Fast  
 Unit dBA  
 Quantity Sound Pres.Level, Eqv.Sound Pres.L  
 Interval time 15 min  
 Max Lmax: 103.90 dBA, Leq: 84.90 dBA, Lcustom:



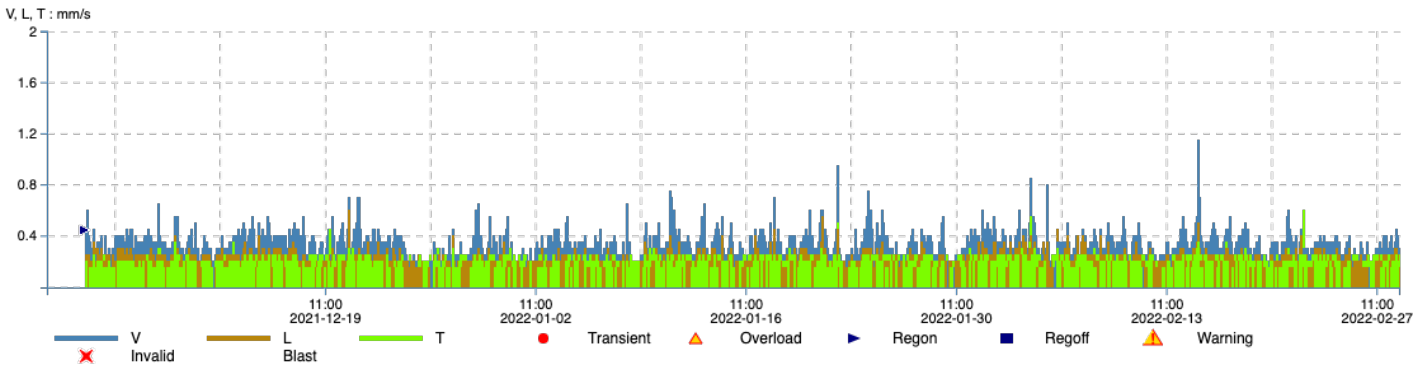
X-span 2021-12-01 00:00:00 - 2022-02-28 23:59:00  
 Y-span Lmax, Leq : dBA: 68.52 - 105.55, Lcustom: 0.0 - 1.0

	Lmax	Leq	Lcustom
Max	103.90 dBA	84.90 dBA	-
Date	2022-02-10	2022-02-10	-
Time	07:00:00	07:00:00	-

**Project** SM Clyde  
**Project maintainer** ██████████  
**Customer** Delta Group  
**Customer contact** ██████████  
**Time frame** 2021-12-01 00:00 - 2022-02-28 23:59 (Australia/Sydney)

*NB!*  
Chart data is aggregated by 1 h

**Measure point** MP\_3  
**Location** Department of Main Roads heritage wall - Unwin st  
**Sensor type** V12  
**Serial no.** 26270  
**Master(s) serial no.** 2357  
**Latest calibration** 2021-09-21  
**Standard** DIN4150-3 + Freq  
 250 mm/s 1-315Hz  
**Unit** mm/s  
**Quantity** Velocity  
**Interval time** 2 min  
**Max** V: 1.15 mm/s, L: 0.60 mm/s, T: 0.60 mm/s



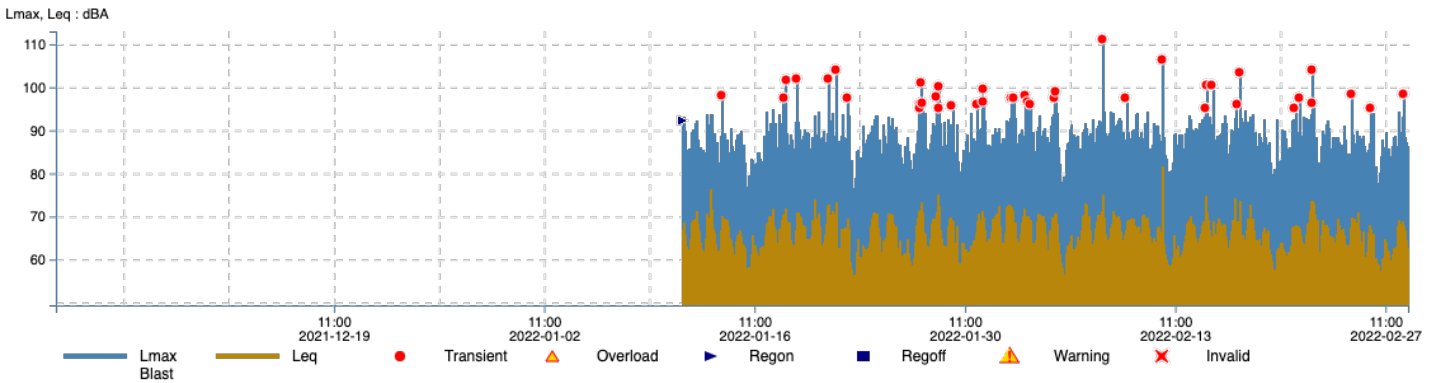
**X-span** 2021-12-01 00:00:00 - 2022-02-28 23:59:00  
**Y-span** V, L, T : mm/s: 0.0 - 2.0

	V	L	T
<b>Max</b>	1.15 mm/s	0.60 mm/s	0.60 mm/s
<b>Date</b>	2022-02-15	2021-12-21	2022-02-22
<b>Time</b>	11:00:00	00:00:00	12:00:00

Project SM Clyde  
 Project maintainer [REDACTED]  
 Customer Delta Group  
 Customer contact [REDACTED]  
 Time frame 2021-12-01 00:00 - 2022-02-28 23:59 (Australia/Sydney)

*NB!*  
 Chart data is aggregated by 1 h

Measure point MP\_4  
 Location Rosehill Racecourse  
 Sensor type S50  
 Serial no. 10118  
 Master(s) serial no. 2353  
 Latest calibration 2019-08-15  
 Standard Lmax + Leq  
 55-130 dBA Fast  
 Unit dBA  
 Quantity Sound Pres.Level, Eqv.Sound Pres.L  
 Interval time 15 min  
 Max Lmax: 111.100 dBA, Leq: 81.50 dBA



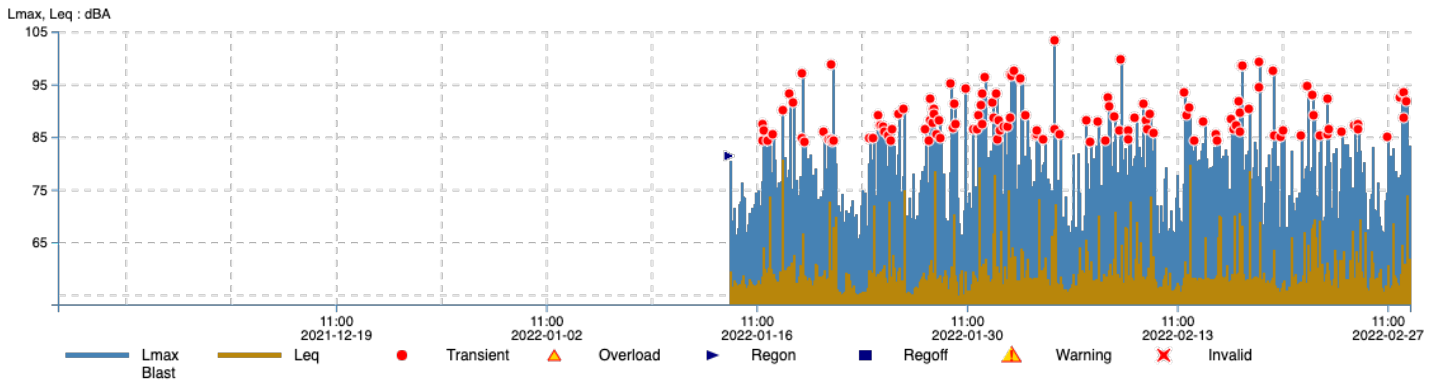
X-span 2021-12-01 00:00:00 - 2022-02-28 23:59:00  
 Y-span Lmax, Leq : dBA: 49.58 - 113.070

	<b>Lmax</b>	<b>Leq</b>
Max	111.100 dBA	81.50 dBA
Date	2022-02-08	2022-02-12
Time	14:00:00	13:00:00

Project SM Clyde  
 Project maintainer [REDACTED]  
 Customer Delta Group  
 Customer contact [REDACTED]  
 Time frame 2021-12-01 00:00 - 2022-02-28 23:59 (Australia/Sydney)

**NB!**  
 Chart data is aggregated by 1 h

Measure point MP\_5  
 Location Downers Plant  
 Sensor type S50  
 Serial no. 10884  
 Master(s) serial no. 2475  
 Latest calibration 2019-08-15  
 Standard Lmax + Leq  
 55-130 dBA Fast  
 Unit dBA  
 Quantity Sound Pres.Level, Eqv.Sound Pres.L  
 Interval time 15 min  
 dB Corr -6 dB  
 Max Lmax: 103.30 dBA, Leq: 80.80 dBA



X-span 2021-12-01 00:00:00 - 2022-02-28 23:59:00  
 Y-span Lmax, Leq : dBA: 53.29 - 105.20

	<b>Lmax</b>	<b>Leq</b>
Max	103.30 dBA	80.80 dBA
Date	2022-02-05	2022-01-18
Time	06:00:00	04:00:00

---

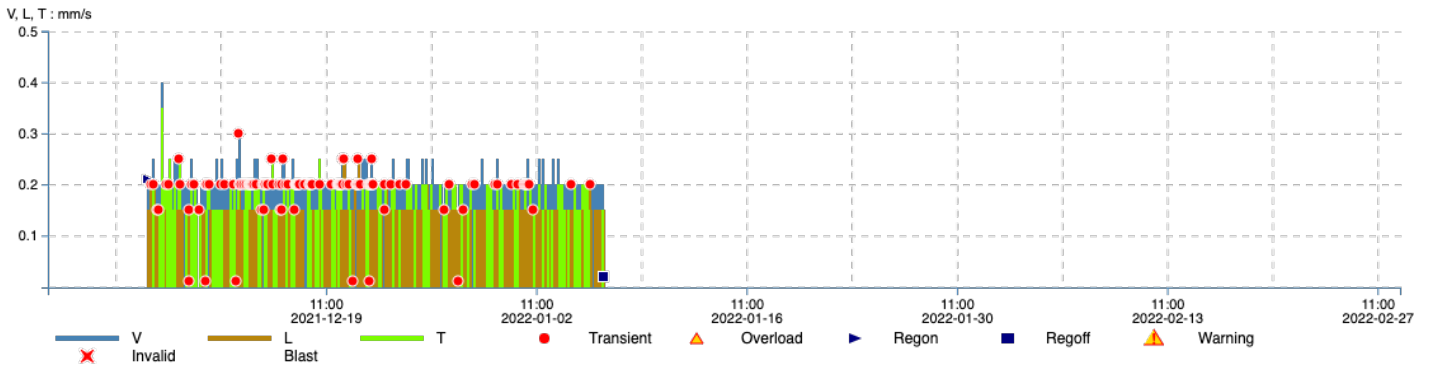
*Appendix F - Westmead Noise and Vibration Graphs*

This page intentionally left blank

**Project** SM Westmead  
**Project maintainer** ██████████  
**Customer** Delta Group  
**Customer contact** ██████████  
**Time frame** 2021-12-01 00:00 - 2022-02-28 23:59 (Australia/Sydney)

*NB!*  
Chart data is aggregated by 1 h

**Measure point** MP\_1  
**Location** 2 Hassall St  
**Sensor type** V12  
**Serial no.** 25650  
**Master(s) serial no.** 2331  
**Latest calibration** 2021-09-21  
**Standard** DIN4150-3 + Freq  
 250 mm/s 1-315Hz  
**Unit** mm/s  
**Quantity** Velocity  
**Interval time** 2 min  
**Max** V: 0.40 mm/s, L: 0.40 mm/s, T: 0.35 mm/s



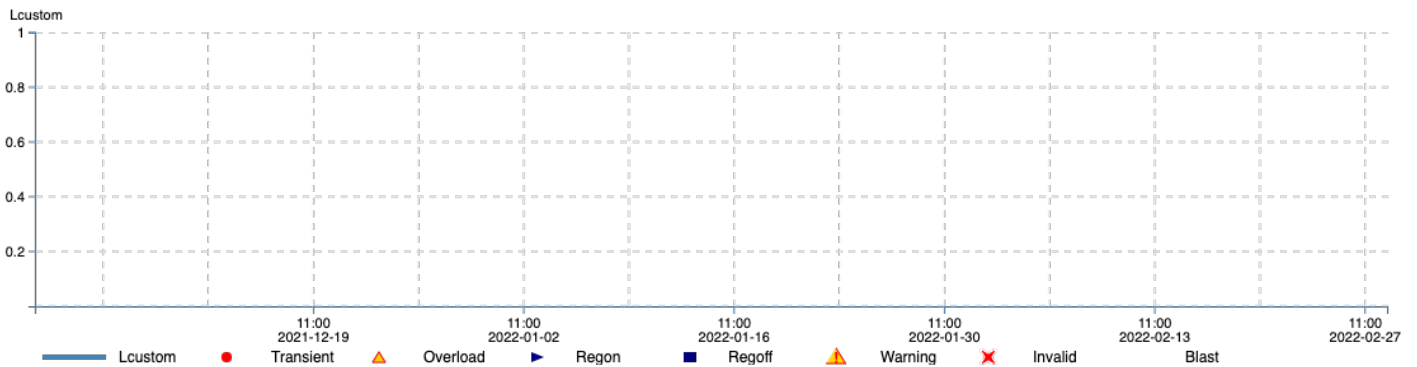
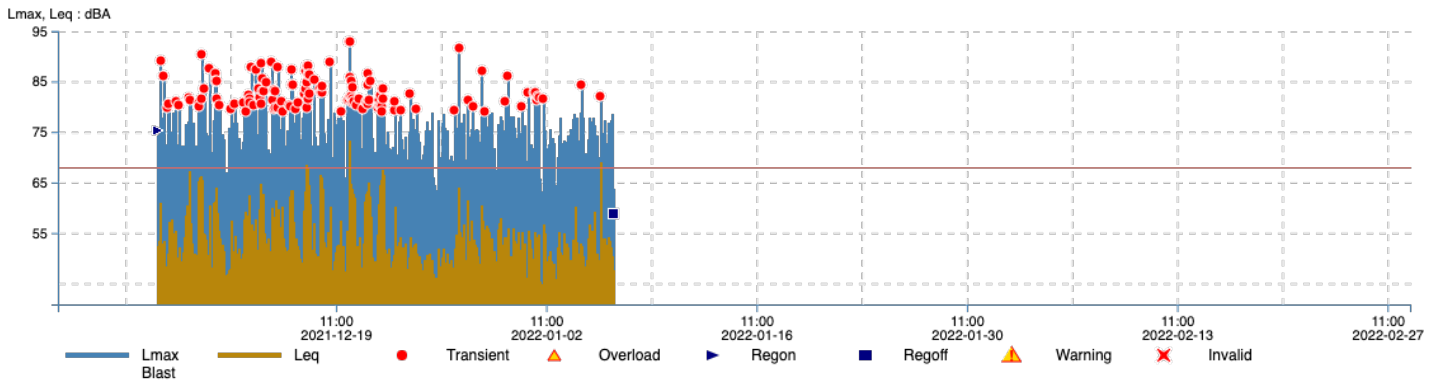
**X-span** 2021-12-01 00:00:00 - 2022-02-28 23:59:00  
**Y-span** V, L, T : mm/s: 0.0 - 0.50

	V	L	T
<b>Max</b>	0.40 mm/s	0.40 mm/s	0.35 mm/s
<b>Date</b>	2021-12-08	2021-12-08	2021-12-08
<b>Time</b>	13:00:00	13:00:00	13:00:00

Project SM Westmead  
 Project maintainer [REDACTED]  
 Customer Delta Group  
 Customer contact [REDACTED]  
 Time frame 2021-12-01 00:00 - 2022-02-28 23:59 (Australia/Sydney)

**NB!**  
 Chart data is aggregated by 1 h

Measure point MP\_2  
 Location 2 Hassall St  
 Sensor type S50  
 Serial no. 11103  
 Master(s) serial no. 2331  
 Latest calibration 2020-10-30  
 Standard Lmax + Leq  
 55-130 dBA Fast  
 Unit dBA  
 Quantity Sound Pres.Level, Eqv.Sound Pres.L  
 Interval time 15 min  
 dB Corr -6 dB  
 Max Lmax: 93.0 dBA, Leq: 73.30 dBA, Lcustom:



X-span 2021-12-01 00:00:00 - 2022-02-28 23:59:00  
 Y-span Lmax, Leq : dBA: 40.96 - 95.040, Lcustom: 0.0 - 1.0

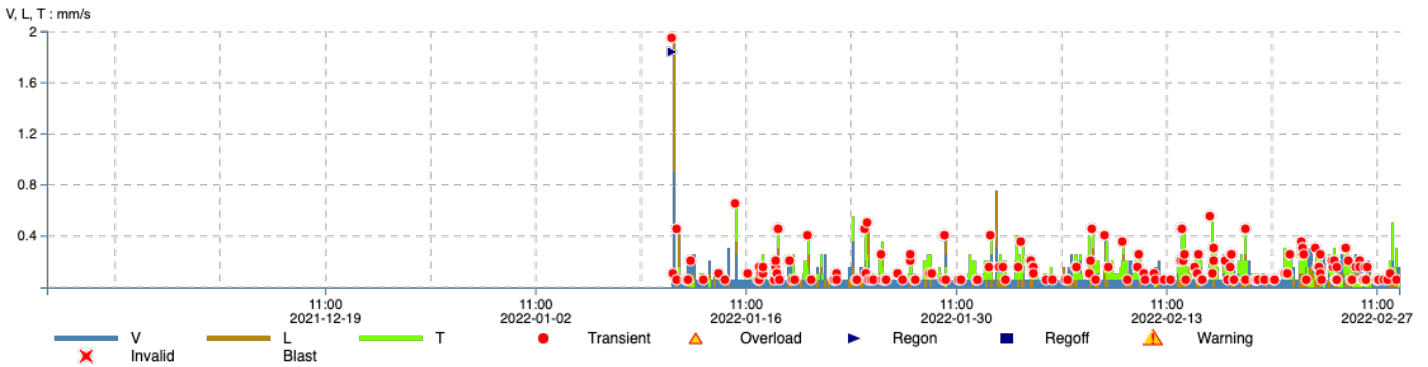
	Lmax	Leq	Lcustom
Max	93.0 dBA	73.30 dBA	-
Date	2021-12-20	2021-12-20	-
Time	09:00:00	09:00:00	-



Project SM Westmead  
 Project maintainer [REDACTED]  
 Customer Delta Group  
 Customer contact [REDACTED]  
 Time frame 2021-12-01 00:00 - 2022-02-28 23:59 (Australia/Sydney)

**NB!**  
 Chart data is aggregated by 1 h

Measure point MP\_3  
 Location Westmead Public School  
 Sensor type V12  
 Serial no. 25750  
 Master(s) serial no. 2668  
 Latest calibration 2020-10-26  
 Standard AS 2187.2-2006  
 250 mm/s 2-250Hz  
 Unit mm/s  
 Quantity Velocity  
 Interval time 2 min  
 Max V: 0.90 mm/s, L: 1.95 mm/s, T: 0.90 mm/s



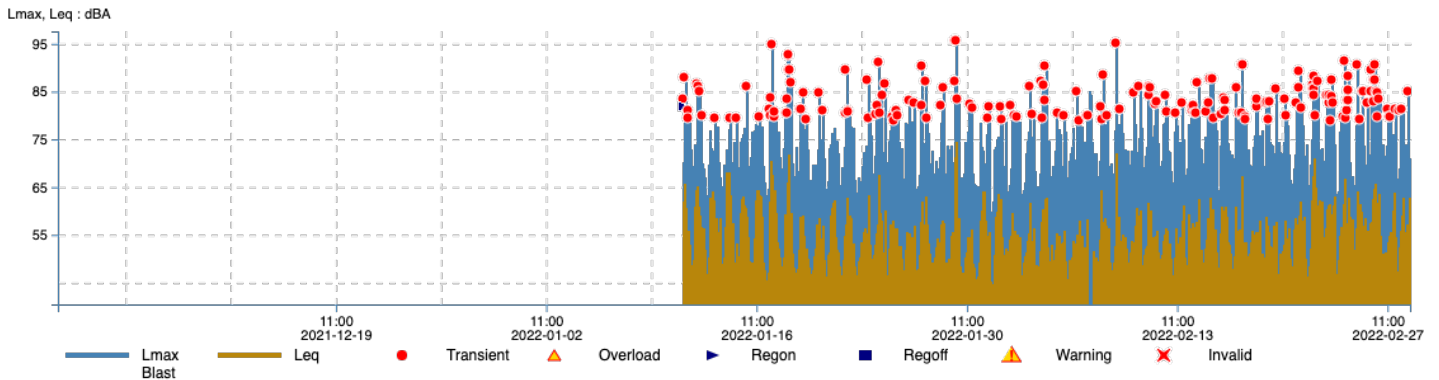
X-span 2021-12-01 00:00:00 - 2022-02-28 23:59:00  
 Y-span V, L, T : mm/s: 0.0 - 2.0

	V	L	T
Max	0.90 mm/s	1.95 mm/s	0.90 mm/s
Date	2022-01-11	2022-01-11	2022-01-11
Time	14:00:00	14:00:00	14:00:00

Project SM Westmead  
 Project maintainer [REDACTED]  
 Customer Delta Group  
 Customer contact [REDACTED]  
 Time frame 2021-12-01 00:00 - 2022-02-28 23:59 (Australia/Sydney)

*NB!*  
 Chart data is aggregated by 1 h

Measure point MP\_4  
 Location Westmead Public School  
 Sensor type S50  
 Serial no. 10087  
 Master(s) serial no. 2668  
 Latest calibration 2019-07-03  
 Standard Lmax + Leq  
 55-130 dBA Fast  
 Unit dBA  
 Quantity Sound Pres.Level, Eqv.Sound Pres.L  
 Interval time 15 min  
 dB Corr -6 dB  
 Max Lmax: 95.70 dBA, Leq: 74.40 dBA



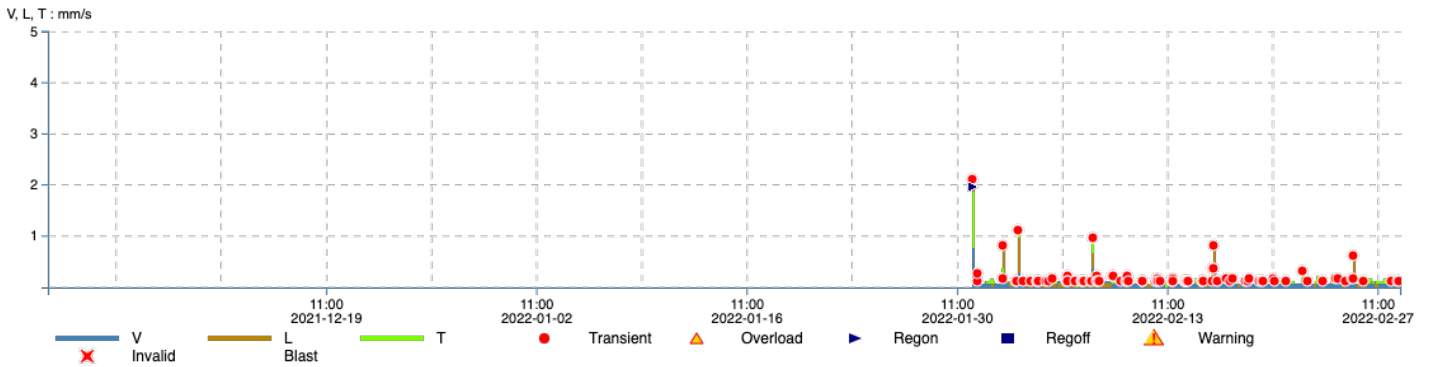
X-span 2021-12-01 00:00:00 - 2022-02-28 23:59:00  
 Y-span Lmax, Leq : dBA: 40.59 - 97.73

<b>Max</b>	Lmax	95.70 dBA	Leq	74.40 dBA
<b>Date</b>		2022-01-29		2022-01-29
<b>Time</b>		16:00:00		16:00:00

Project SM Westmead  
 Project maintainer [REDACTED]  
 Customer Delta Group  
 Customer contact [REDACTED]  
 Time frame 2021-12-01 00:00 - 2022-02-28 23:59 (Australia/Sydney)

**NB!**  
 Chart data is aggregated by 1 h

Measure point MP\_5  
 Location 26 Bailey St  
 Sensor type V12  
 Serial no. 25910  
 Master(s) serial no. 2477  
 Latest calibration 2020-10-23  
 Standard AS 2187.2-2006  
 250 mm/s 2-250Hz  
 Unit mm/s  
 Quantity Velocity  
 Interval time 2 min  
 Max V: 0.75 mm/s, L: 2.10 mm/s, T: 1.85 mm/s



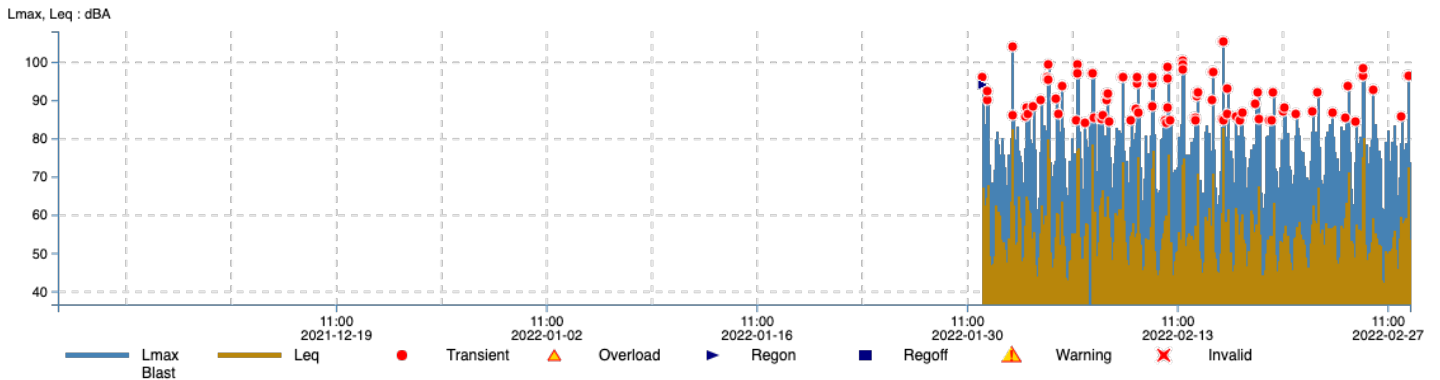
X-span 2021-12-01 00:00:00 - 2022-02-28 23:59:00  
 Y-span V, L, T : mm/s: 0.0 - 5.0

	V	L	T
Max	0.75 mm/s	2.10 mm/s	1.85 mm/s
Date	2022-01-31	2022-01-31	2022-01-31
Time	13:00:00	13:00:00	13:00:00

Project SM Westmead  
 Project maintainer [REDACTED]  
 Customer Delta Group  
 Customer contact [REDACTED]  
 Time frame 2021-12-01 00:00 - 2022-02-28 23:59 (Australia/Sydney)

*NB!*  
 Chart data is aggregated by 1 h

Measure point MP\_6  
 Location 26 Bailey St  
 Sensor type S50  
 Serial no. 10923  
 Master(s) serial no. 2477  
 Latest calibration 2017-08-02  
 Standard Lmax + Leq  
 55-130 dBA Fast  
 Unit dBA  
 Quantity Sound Pres.Level, Eqv.Sound Pres.L  
 Interval time 15 min  
 dB Corr -6 dB  
 Max Lmax: 105.40 dBA, Leq: 82.90 dBA



X-span 2021-12-01 00:00:00 - 2022-02-28 23:59:00  
 Y-span Lmax, Leq : dBA: 36.70 - 108.17

	<b>Lmax</b>	<b>Leq</b>
Max	105.40 dBA	82.90 dBA
Date	2022-02-16	2022-02-16
Time	12:00:00	12:00:00